

# Fall of Elastic Bar in Central Gravitational Field: I. Newtonian Gravity

Sergey S.Kokarev\*

Regional Scientific Educational Center "Logos"  
Russia, 150000, Yaroslavl, Respublikanskaya 80, r.22

## Abstract

Within some reasonable approximations we calculate deformation of an elastic bar, falling on the source of central gravitational field. We consider both elastic deformations and plastic flow together with destroying of the bar. Concrete calculations for a number of materials are presented.

KEY WORDS: Tidal forces, elastic bar, deformation, plastic flow, elasticity limit, destroying.

## 1 Introduction

Investigation of motion of extended deformable bodies in General Relativity (GR) is important and technically hard problem, having both fundamental and applied values. Consistence with principles of GR implies thorough review of all notions, which are commonly used in nonrelativistic continuous media physics. General principles, lying at the foundation of deformable bodies physics in GR, were actively debated at the beginning of relativity theory [1, 2, 3]. Contemporary understanding of the problem is based on the seminal works [4, 5, 6]. Further development of different aspects of elasticity theory in GR has been done in the works [7] (gauge formulation), [8] and [9, 10, 11] (general existence and uniqueness theorems). The most important and commonly accepted items of the field are: *material (frame independent) description of elastic medium, 1+3-decomposition of space-time*, concordant with motion of an elastic body and *Lagrangian formulation of gravitoelastic equations*.

Note, that the more detailed treatment and application of this general items have burned slightly different versions of general approach, depending on some conceptual author's motivations, lying out of the scope of elasticity in GR [12, 13, 14]. In spite of the fact, that this slightly different approaches to the problem reproduce right nonrelativistic limit, they can drastically diverge in

---

\*logos-center@mail.ru

predictions, concerning experiments with extended elastic bodies in strong gravitational fields (horizon of black hole) or even in weak fields without Newtonian limit (gravitational waves). So, investigation of behaviour of deformable bodies in such exotic (from the view point of Newtonian gravity) situations would serve as a base for improvement and further development of elasticity theory in GR. At present time both gravitational waves physics and black holes one are theoretically well founded and actively developing topics. However, while the former has many intersections with elasticity in GR (first of all bar detectors and their interaction with wave perturbation of space-time metric), incorporation of elasticity ideas into the black hole physics is much more modest. Majority of attempts in this or related fields were aimed on treatment of self-consistent problem of equilibrium of astronomical bodies, possessing elastic properties (among the last works we note already cited [13]).

Present paper can be treated as small step towards understanding of how strong gravitational field will influence on probe deformable bodies. Note, that this problem goes out of traditional elasticity in GR, since strong gravitational field causes strong tidal stresses, which will lead to plastic flow and mechanical destroying of any real body. We are going to illustrate ideas of our approach by relatively simple example of 1-dimensional continuous media: thin elastic bar, falling towards source of central gravitational field. We'll show, that treatment of the problem meets two difficulties, which can be analyzed independently. The first difficulty is originated from nonlinearity of equation of motions, without any relation to relativistic aspects of the problem. The second difficulty arises when relativistic properties of both motions and space-time have to be taken into account for correct quantitative picture of deformations.

The aim of present part of the paper is to solve first kind of difficulties within Newtonian gravity and to prepare some background for more exact and consecutive consideration in the context of GR. We formulate approximate "quasistatic fall" approach, which allows to solve nonlinear equations by perturbations method with smallness parameter  $L/r$ , where  $L$  is bar's length in undeformed state,  $r$  is instant distance from the bar to source of gravitational field. The role of "null approximation" will play point-like particle law of motions. Our nonrelativistic approach allows to calculate deformational characteristics of bars up to its destroying.

In section 2 we derive exact (within Newtonian theory) equation of motion, describing bar's behaviour, including its deformation. In section 3 exact formulation of quasistatic fall condition is discussed. We find, that it is valid for bars made of rigid materials. In section 4 we derive approximate equation of motion in first order on  $L/r$  and find solution to the derived equation, satisfying all necessary initial and boundary conditions. Our approximate solution in elastic region reproduces exact static solution (see [15]) after transversal averaging and coarsening procedures. Qualitative and quantitative deformational characteristics of the bar are calculated in section 5. In section 6 we derive slightly simplified formulas for calculation of some concrete deformational characteristics: times of plastic flow beginning and destroying together with corresponding positions of the bar. With the help of derived formulas we find some "universal"

relations, independent of initial state of the bar, and present results for some concrete materials. Relativistic analysis of the problem for a deformable body, falling into Schwarzschild black hole, we'll present in next part of the paper.

## 2 Statement of the problem

Lets consider radial fall of a thin probe bar from a some initial position far from massive origin of Newtonian central gravitational field. During the time of motion bar is always oriented along the radial direction. Lets pose the origin  $O$  of 1-dimensional coordinate system at the massive center and direct coordinate axe  $OX$  along the radial line of motion of the bar. Then its kynematics can be described by displacement field  $x(t, \xi)$ , defined on points  $\xi$  of remoted unstrained bar (Lagrangian picture)<sup>1</sup> and depending on time. Initial and boundary conditions have the form:

$$x(0, \xi) = r_0 + \xi, \quad \xi \in [-L/2; L/2]; \quad \dot{x}(0, \xi) = -v_0 = \text{const}; \quad \sigma|_{\xi=0, L} = 0. \quad (1)$$

Here  $r_0$  is initial coordinate of center mass of the bar,  $L$  is length of the bar in unstrained state,  $v_0$  absolute value of initial velocity,  $\sigma = \sigma(t, \xi) = \sigma_{xx}$  is 1-dimensional "stress tensor" (which will be referred to stress), depending on  $\xi$  and  $t$ . Here and below (if otherwise not specified) dot denotes differentiation with respect to time coordinate  $t$  (or  $\tau$  — see below), accent denotes differentiation with respect to space Lagrangian coordinate  $\xi$ . To be more exact, we define  $\sigma$  as the following average value:

$$\sigma = \frac{1}{S} \int \sigma_{xx}^{\text{local}}$$

where integral is taking over transversal section of the bar,  $S$  is its area and  $\sigma_{xx}^{\text{local}}$  is true longitudinal stress tensor component, depending on points of the transversal section.

Lets consider small element  $dx$  of the bar at some moment of time  $t$ . Its ends have material coordinates  $\xi$  and  $\xi + d\xi$ . Inertia force, related to this element is expressed by the formula:

$$-dm \ddot{x} = -\rho S \ddot{x} dx,$$

where  $\rho = \rho(t, \xi)$  is local volume mass density of the bar. Gravitational force, acting on the same element, has the form:

$$-\frac{GM dm}{x^2} = -\frac{GM \rho S dx}{x^2},$$

<sup>1</sup>So, we absolutely ignore transversal elasticity of the bar. Such simplifying is correct, since ratio of absolute transversal  $\Delta r$  and longitudinal  $\Delta l$  deformations satisfies the following nonequality:

$$\frac{\Delta r}{\Delta l} \sim \mu \frac{R}{L} \ll 1$$

due to thinness of the bar ( $R$  is its characteristic transversal size) and smallness of Poisson's coefficient for majority of rigid materials. Exact results of [15] support this assumption: even for rigid bar with  $R/L = 1/4$  ratio  $\Delta r_{\text{max}}/\Delta l \sim 1/10$  near the Earth.

where  $M$  is mass of origin,  $G$  is Newtonian constant. Finally, elastic force, acting on this element, is:

$$\frac{\partial(\sigma S)}{\partial x} dx.$$

Adding together this forces and equating resultant to zero, we obtain the following equation of motion:

$$\ddot{x} - \frac{1}{\rho S} \frac{\partial(\sigma S)}{\partial x} = -\frac{GM}{x^2}. \quad (2)$$

To exclude stress it is necessary to fix some defining relation [16] for material of the bar, which commonly connects stress  $\sigma$  with relative deformation  $\epsilon \equiv x' - 1$ . In present paper we'll use piecewise linear defining relation, which is commonly used in majority of model problems of elasticity theory and strength of materials [17]. In Fig.1 we present simplified effective diagram "strain-stress", illustrating this defining relation. In real laboratory experiments with bars, the controlled

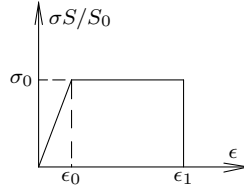


Figure 1: Simplified stress diagram of bar's material, expressing results of laboratory experiments with real bar.

external force is usually related to initial area  $S_0$  of transversal section before stressing. So, such experiments allow to determine only dependency of  $\sigma S/S_0$  on  $\epsilon$ , which includes variation of transversal section area under deformation. Inclined part of the diagram describes elastic deformations (*Hooke's law*), for which  $\sigma S/S_0 = E\epsilon$ , where  $E = \sigma_0/\epsilon_0$  is Young's modulus of bar's material,  $\epsilon_0$  is limit of elasticity,  $\sigma_0$  is stress of plastic flow. The latter is described by horizontal part of the diagram, where strain increases under practically constant stress. Parameter  $\epsilon_1$  characterizes ultimate relative deformation, under which material is destroyed.

With using of such defining relation term with stress in (2) can be transformed (in region of elastic deformations) to the following kind:

$$-S_0 \frac{\partial(E\epsilon)}{\partial x} = -S_0 \frac{\partial(E(x' - 1))'}{\partial x / \partial \xi},$$

where we have gone from differentiation with respect to  $x$  to Lagrange variable  $\xi$ . For initially homogeneous bar we have  $E = \text{const}$  and  $\rho_0 = \rho(0, \xi) = \text{const}$ . With using of the relation:

$$\rho_0 S_0 = \rho(t, \xi) x' S,$$

expressing conservation of any mass element, related to fixed material particles, equation (2) can be rewritten in the form:

$$\square x = -\frac{r_s}{2x^2}, \quad (3)$$

where  $\square \equiv \partial_\tau^2 - \partial_\zeta^2$  is 2-dimensional D'Alembert operator,  $\tau = c_0 t$ ,  $c_0 = \sqrt{E/\rho_0}$  is sound velocity of material of the bar,  $r_s = 2GM/c_0^2$  is sound analog of gravitational radius, which we'll call *sound radius*<sup>2</sup>.

Equation (3) is nonlinear wave equation, for which standard methods of mathematical physics are inapplicable. Easily to find family of particular soliton-like solutions, having special dependency of  $x$  on its arguments:  $x = x(\zeta)$ ,  $\zeta = a\tau + b\xi$ , where  $a$  and  $b$  are arbitrary constants, satisfying the condition:  $|a| \neq |b|$ . Substitution to (3) leads to ordinary differential equation:

$$x'' + \frac{k}{x^2} = 0, \quad (4)$$

with  $k = r_s/2(a^2 - b^2)$ , where accent denotes differentiation with respect to  $\zeta$ . Its general solution:

$$-\frac{1}{A}\sqrt{(Ax + 2k)x} + \frac{k}{A^{3/2}}\ln(k + Ax + \sqrt{Ax(Ax + 2k)}) = \zeta - \zeta_0, \quad (5)$$

where  $A$  and  $\zeta_0$  are integration constants, however, doesn't satisfy conditions (1) under no whatever choice of constants and parameters. In general, our investigation will not touch those stressed states of the bar, which contain any running waves. We'll find solutions to (3), describing smooth (quasistatic) change of stressed state of the bar from null strains (far from the gravitational center) up to its destroying. Note, that for those region of the bar, where elasticity limit is already reached, equation (3) in accordance with stress diagram in Fig.1 will have more simple kind of ordinary differential equation similar to (4).

### 3 Condition of quasistatic fall

Approximate solution to the equation (3) can be constructed under obvious assumption, that extended body of small size has almost the same law of motion as matter point. More rigorously, we state that:

$$\lim_{L \rightarrow 0} \max_{t \in [0; T]} |x(t) - x_0(t)| = 0, \quad (6)$$

where  $L$  is some characteristic size of the body,  $x(t)$  is exact law of motion of the body center of mass, calculated with regard to its extended structure for time interval  $[0; T]$ ,  $x_0(t)$  is law of motion of point-like body with the same integral characteristic (mass, charge etc.) calculated for the same time interval. Relation

---

<sup>2</sup>In a difference with gravitational one, it depends on elastic properties of bodies, falling on the gravitational center.

(6), in fact, is implicit basic statement of classical mechanics and relativity theory. (Exact formulations and important rigorous theorems see in [10].)

This assumption allows us to find solution in the following kind:

$$x(\tau, \xi) = x_0(\tau) + \xi + \chi(\tau, \xi), \quad (7)$$

where  $x_0(\tau) + \xi$  describes motions of absolutely rigid bar (under neglecting tidal forces), which center of mass at initial state takes the position  $x_0(0) = r_0$ , while correction  $\chi(\tau, \xi)$  describes strains under given total law of motion  $x_0(\tau)$ . After calculation of strain law of motion can be corrected if necessary etc.

To clear limits of validity of the approach, lets estimate critical distance  $r_c$ , where bar is destroyed. Equating characteristic tidal stress to ultimate stress, which for majority of rigid materials is three orders less then their Young's modulus, we go to the following estimation:

$$r_c \sim 10(r_g L^2)^{1/3} (c/c_0)^{2/3},$$

where  $r_g = 2GM/c^2$  is gravitational radius of origin. Taking  $c/c_0 \sim 10^5$ , we obtain the more convenient for estimations formula:

$$r_c \sim 10^4 (r_g L^2)^{1/3}. \quad (8)$$

It follows from (8), that for gravitational centers with  $M \leq 10^3 M_\odot$  and bars with lengths  $L \sim 10^0 \text{m}$   $r_c > r_g$  (for Sun  $r_g \sim 1 \text{km}$  and  $r_c \sim 100 \text{km}$ ).

Validity condition of discussed approach is "quasistatic fall" of the bar: time  $\Delta T$  of characteristic variation of tidal force must be much more then the time  $L/c_0$  of longitudinal sound waves spreading along the bar. The time  $\Delta T$  can be roughly estimated as  $x_0/c_0 \dot{x}_0$ . This expression will be minimal at the moment of destroying. Dimensionless energy conservation law has the kind:

$$\dot{x}_0^2 = \frac{r_s}{x_0} + \frac{v_0^2}{c_0^2} - \frac{r_s}{r_0} \quad (9)$$

The first term from the right at the moment of destroying has order  $10^7$  (under  $L \sim 10^0 \text{m}$ ,  $M \sim M_\odot$ ), while the second and third ones under nonrelativistic initial velocities and under large (in comparison with gravitational radius) initial distances have essentially smaller orders of magnitudes. Due to this they can be neglected at the moment of destroying and with using (8) we have:

$$\Delta T_{\min} \sim 10^{3/2} \frac{L}{c_0} > \frac{L}{c_0}. \quad (10)$$

So, for bars made of rigid materials (metals, steels and alloys, for which  $\sigma_1 \sim 10^{-3} E$  and  $c_0 \sim 10^{-5} c$ ) quasistaticity fall condition takes place automatically by its law of motion. For the more soft materials quasistaticity condition may be violated near the moment of destroying. It implies that consideration of shock waves and sound retarding is necessary for relevant analysis of the problem.

## 4 Approximate solution

Decomposing gravitational force in vicinity of instant position  $x_0(\tau)$  of center of mass of rigid bar in row with respect to  $L/x_0$ , righthand side of equation (3) can be rewritten in the following form:

$$-\frac{r_s}{2(x_0 + \xi)^2} = -\frac{r_s}{2x_0^2} + \frac{r_s\xi}{x_0^3} + o\left(\frac{L}{x_0}\right). \quad (11)$$

Substituting it into (3) in regard with (7) we go to the following approximate equation of motion:

$$\ddot{x}_0 + \ddot{\chi} - \chi'' = -\frac{r_s}{2x_0^2} + \frac{r_s\xi}{x_0^3}.$$

The first terms from the left and from the right are cancelled due to definition of  $x_0(\tau)$ . The second term from the left is responsible for *back reaction of motion on deformation of the bar*. It is  $o(L^2/x_0^2)$  (it can be checked directly lately, when approximate solution for  $\chi$  will be obtained) and so, it can be neglected. Then equation, defining strains, takes the form:

$$\chi'' = -\frac{r_s\xi}{x_0^3}.$$

Its general solution is:

$$\chi = -\frac{r_s\xi^3}{6x_0^3} + C_1(\tau)\xi + C_2(\tau),$$

where  $C_1, C_2$  are arbitrary functional constants of integration. Solution  $x(\tau, \xi)$ , satisfying initial (with accuracy  $L^3/r_0^3$ ) and boundary conditions (1), takes the form:

$$x(\tau, \xi) = x_0(\tau) + \xi\left(1 + \frac{r_s}{2x_0^3}\left(\frac{L^2}{4} - \frac{\xi^2}{3}\right)\right). \quad (12)$$

## 5 Elastic and plastic deformations pictures in falling bar

Defining displacements field  $u(\tau, \xi)$  by the formula:  $x = x_0 + \xi + u(\xi)$ , we obtain from (12) its following expression:

$$u(\tau, \xi) = \frac{r_s\xi}{2x_0^3}\left(\frac{L^2}{4} - \frac{\xi^2}{3}\right). \quad (13)$$

Displacements diagram at some arbitrary (but preceding to plastic flow) moment of time is shown in Fig.2.

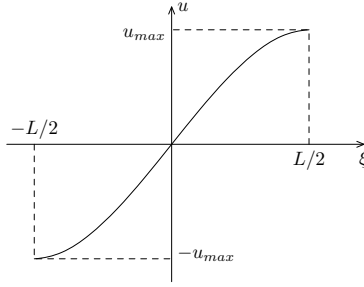


Figure 2: Instant displacements diagram related to the center of the bar.  $u_{\max} = r_s L^3 / 24x_0^3$ .

During the fall the diagram is stretching in vertical direction. Instant effective stress diagram, expressed by the formula:

$$\sigma_{\text{eff}} \equiv \frac{\sigma S}{S_0} = \frac{r_s E}{2x_0^3} \left( \frac{L^2}{4} - \xi^2 \right) \quad (14)$$

is shown in Fig.3. As previous diagram this one is stretching in vertical direction

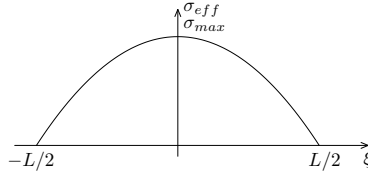


Figure 3: Instant effective stress diagram before plastic flow.  $\sigma_{\max} = Er_s L^2 / 8x_0^3$ .

by the same time law. At the moment  $\tau^*$ , defined by relation:

$$x_0(\tau^*) = \left( \frac{r_s L^2}{8\epsilon_0} \right)^{1/3} \quad (15)$$

stress reaches first stress limit  $\sigma_0$  at the middle point of the bar and this point becomes nucleus of plastic phase. The size  $2\xi_b$  of plastic phase increases in time symmetrically in both directions from the center of the bar in accordance with expression:

$$\xi_b(\tau) = \sqrt{\frac{L^2}{4} - \frac{2\sigma_0 x_0^3(\tau)}{r_s E}}. \quad (16)$$

This dependency is shown in Fig. 4.

When the front of plastic phase approaches to ends of the bar, its velocity  $d\xi_b/dt$  asymptotically tends to zero. Any element of plastic phase (i.e. lying inside interval  $[-\xi_b(\tau), \xi_b(\tau)]$  at the moment  $\tau$ ) moves free in gravitational field, since stress diagram gives  $\sigma' = 0$  for any point of plastic phase.



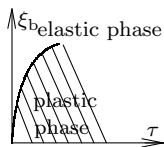


Figure 4: Boundary of elastic and plastic phases in falling bar as function of time.

From the moment of appearance of plastic phase matter elements, lying in vicinity of middle point of the bar, are suffered to stretch strain. However, they are stretched not as parts of elastic phase do (i.e. in accordance with solution (12)), but as particles of noninteracting "dust packet." Relative plastic deformation will be maximal namely in the central point  $\xi = 0$ , so at the moment  $\tau^{**}$  it will reach there ultimate value  $\epsilon_1$  and bar will be ruptured on two halves.

In order to calculate relative deformation at the middle point of the bar at arbitrary moment of plastic phase we observe, that element  $d\xi$ , containing middle point, at the moment of appearance of plastic phase has length  $ds = (\epsilon_0 + 1) d\xi$ . Its further stretching will be described by equation:

$$ds' = \left. \frac{\partial \bar{x}_0(\tau, s)}{\partial s} \right|_{s=0} ds = \left. \frac{\partial \bar{x}_0(\tau, s)}{\partial s} \right|_{s=0} (\epsilon_0 + 1) d\xi.$$

Here  $\bar{x}_0(\tau, s)$  is family of solutions, describing free particles with coordinates  $x_0(\tau^*) + s$  at the moment  $\tau = \tau^*$  and velocity  $\dot{x}_0(\tau^*)$ . Relative deformation with respect to initial configuration is given by the expression:

$$\epsilon' = \frac{ds'}{d\xi} - 1 = \left. \frac{\partial \bar{x}_0(\tau, s)}{\partial s} \right|_{s=0} (\epsilon_0 + 1) - 1.$$

Then equation for  $\tau^{**}$  will take the form:

$$\left. \frac{\partial \bar{x}_0(\tau^{**}, s)}{\partial s} \right|_{s=0} = \frac{\epsilon_1 + 1}{\epsilon_0 + 1}. \quad (17)$$

Equations (13)-(17) together with solution (5) for free point-like particles give complete picture of deformations of the bar up to its destroying.

## 6 Formulas for concrete calculations

Before derivation of formulas for concrete calculations lets note, that any distinct relative deformations of bar (say, about 0.01%) appear only at the latest times, when bar sufficiently approaches to gravitational center. So, for a center of Sun mass and bar of length about 1m (14) gives deformation  $\bar{\epsilon} = 10^{-4}$  only at distance about  $\bar{r} \sim 100\text{km}$  from the center. General formula:

$$\bar{r} \sim \left( \frac{r_s L^2}{\bar{\epsilon}} \right)^{1/3}$$

reproduces the same result in majority of other reasonable situations. It means, that the most important part of deformational history takes place under  $x \lesssim \bar{r}$ . So, instead of general solution (5) we can go to its more simple asymptotic form under small  $x$ , where law of motion is parabolic:

$$x_0(\tau) = \left(\frac{9r_s}{4}\right)^{1/3} (\tau_0 - \tau)^{2/3} = \left(\frac{9r_g c^2}{4}\right)^{1/3} (t_0 - t)^{2/3}, \quad (18)$$

where  $t_0 = \tau_0/c_0$  is full time of particle falling. This is unique value, depending on initial state of falling object. It can be calculated with the help of exact formula (5):

$$t_0 = \frac{\sqrt{GM r_0/2}}{\varepsilon_0} \phi(\varepsilon_0 r_0/GM), \quad (19)$$

where  $\varepsilon_0 = E_0/m$  is initial specific energy of falling object,  $r_0$  is initial distance from gravitational center and function

$$\phi(z) = \sqrt{z+1} - \frac{1}{2\sqrt{z}} \ln(1+2z+2\sqrt{z(1+z)}).$$

For  $r_0 \sim 1$  a.u.,  $M \sim M_\odot$  and  $v = 50$  km/s formula (19) gives  $t_0 \sim 25$  days. Exact validity criteria of parabolic law of motion near the source has the following form:

$$\frac{\varepsilon_0}{c_0^2} \ll \left(\frac{r_s}{L}\right)^{2/3} \bar{\epsilon}^{1/3}.$$

It is satisfied by nonrelativistic initial velocities and initial distances much more than  $\bar{r}$ .

Using (4) and general formulas (13)-(17) of previous section it is easily to derive the following convenient concrete expressions, describing all characteristic events of deformational history of the bar:

$$\tau^* = \tau_0 - \frac{L}{3\sqrt{2\varepsilon_0}}; \quad \xi_b(\tau) = \sqrt{\frac{L^2}{4} - \frac{9\varepsilon_0}{2}(\tau_0 - \tau)^2}. \quad (20)$$

Derivation of (17) is slightly more complicated. Decomposition of (5) in vicinity of parabolic law has the following kind:

$$C - \tau = \int \frac{dx}{\sqrt{A + r_s/x}} = \frac{2x^{3/2}}{3\sqrt{r_s}} - \frac{Ax^{5/2}}{5r_s^{3/2}} + o(A). \quad (21)$$

Here  $C$  and  $A$  are integration constants, which are determined by initial conditions at the moment of plastic phase appearance:

$$x(\tau^*) = x_0(\tau^*) + s; \quad \dot{x}(\tau^*) = \dot{x}_0(\tau^*). \quad (22)$$

Substituting (21) in (22) and solving equations with respect to  $C$  and  $A$  in first order with respect to  $s$ , we go to the following implicit equation, defining law

of motion of  $s$ -vicinity of the center  $\xi = 0$  after the moment of plastic phase appearance:

$$\frac{2x^{3/2}}{3\sqrt{r_s}} - \frac{sx^{5/2}}{5\sqrt{r_s}x_0^{*2}} - \frac{4}{5}s\sqrt{\frac{x_0^*}{r_s}} = \tau_0 - \tau. \quad (23)$$

Here  $x_0^* \equiv x_0(\tau^*)$ . Differentiating this expression with respect to  $s$  under fixed  $\tau$  and taking  $s = 0$ , we obtain:

$$\left. \frac{dx}{ds} \right|_{s=0} = \frac{4}{5}\sqrt{\frac{x_0^*}{x}} + \frac{1}{5}\frac{x^2}{x_0^{*2}}.$$

Substituting in this expression  $x(\tau) = x_0(\tau)$ , we finally get:

$$\left. \frac{dx}{ds} \right|_{s=0} = \frac{4}{5}\sqrt{\frac{x_0^*}{x_0}} + \frac{1}{5}\frac{x_0^2}{x_0^{*2}}. \quad (24)$$

Destroying condition (17) and (24) lead to the following formula for time of destroying:

$$\tau^{**} = \tau_0 - \frac{L\eta^3}{3\sqrt{2\epsilon_0}}, \quad (25)$$

where  $\eta$  is a root of equation:

$$\frac{4}{\eta} + \eta^4 = \frac{5(\epsilon_1 + 1)}{\epsilon_0 + 1}.$$

All obtained formulas (20)-(25) depend on initial conditions only through the parameter  $\tau_0$ . There are some consequences of these formulas, which are independent of initial conditions et all. For example, full time of plastic phase existence:

$$\Delta\tau \equiv \tau^{**} - \tau^* = \frac{L}{3\sqrt{2\epsilon_0}}(1 - \eta^3) \quad (26)$$

and size of plastic phase at the moment of destroying:

$$2\xi_b(\tau^{**}) = 2\xi_{b\max} = L\sqrt{1 - \eta^6}$$

depend only on elastic constants of material of the bar. Also we have the following universal ratio of coordinates  $x^{**} \equiv x(\tau^{**})$  and  $x^* \equiv x(\tau^*)$ :

$$x^{**} = \eta^2 x^*. \quad (27)$$

In Table 1 we present results of calculations for bars of fixed length, made of different rigid materials.

Material	$\epsilon_0, 10^{-2}\%$	$\epsilon_1, \%$	$x^*/r_g$	$\eta$	$x^{**}/r_g$	$2\xi_{b\max}/L$	$\Delta\tau/(\tau_0 - \tau^*)$
Aluminium	3.1	45	53	0.56	17	0.984	0.82
Iron	8.5	50	40	0.54	12	0.987	0.84
Gold	5.0	40	86	0.58	29	0.981	0.80
Copper	5.8	60	54	0.50	13.5	0.992	0.88
Platinum	4.4	45	74	0.56	23	0.984	0.82
Lead	3.1	50	142	0.54	41	0.987	0.84
Silver	3.2	45	82	0.56	26	0.984	0.82
Titanium	9.1	70	39	0.47	9	0.996	0.90
Steel 15GS (small strength)	17.5	18	31	0.78	19	0.880	0.53
Steel N18K9M5T (of high strength)	97	8	17	0.90	14	0.684	0.27
Steel 30H13 (martensite)	75	6	19	0.92	16	0.627	0.22
Alumalloy (Al-Cu-Mg)D19T	49	10.5	31	0.86	23	0.772	0.36
Titanalloy (Ti-Al-V-Cr)TS6	108	4	20	0.95	18	0.514	0.14

Table 1. Results of approximate calculations by formulas (20) and (25) for central body with  $M = 2 \cdot 10^{30}$  kg and bars of length  $L = 1$  m made of different rigid materials. Limit of elasticity  $\epsilon_0$  has been calculated by the formula:  $\epsilon_0 = \sigma_{0.2}/E$ , where  $\sigma_{0.2}$  — (effective) stress, which causes residual relative deformation 0.2%. Ultimate deformation  $\epsilon_1 = \epsilon_0 + \delta$ , where  $\delta$  — relative residual stretching after destroying of the bar. Steels labeling corresponds to Russian standards [18].

From (15) and (27) it follows, that at once after destroying, plastic phase disappears in both halves under the condition  $\eta > 1/2^{1/3} \approx 0.794$ . Fifth column of Table 1 shows, that for all listed materials, excepting high alloy steels, plastic phase will not disappear in future generations of bar's fragments. In the interior of the bars made of high alloy steel, plastic phase appears, increases, disappears at once after fission and appears in fragments again after some time interval. By the first formula of (20) bars with lengths about  $10^0$  cm or less begins flow near gravitational radius of central body, which one should consider already as black hole. For this situation our consideration becomes inapplicable in view of relativistic properties of space-time and motion near horizon of black hole. More exact and consequent calculations in the context of GR we'll present in next part of the paper.

## 7 Conclusion

We have considered intermediate nonrelativistic problem, concerning fall of elastic bar on massive origin of central gravitational field. Within quasistatic fall approach formulas (20) and (25) give reasonable and, in some sense, exhaustive description of deformational history of the bar from the earliest times up to destroying. Lets note, that our simple estimations have shown that quasistatic

fall condition is satisfied automatically for bars made of rigid materials like rigid metals, steels and alloys. Assumings, which we have used for derivation of (10) from (9), concern general nonrelativistic approximations of the problem.

Results of concrete calculations, presented in Table 1, show that bars with length about 1m, falling on massive center with mass about  $M_{\odot}$ , are destroyed far from gravitational radius (the closest approach (from materials listed in Table 1) has titanium bar — about  $10r_g$ ). Note, that the time  $\Delta\tau$  of the most important part of deformational history of the bar is in absolute units about 1ms. After first destroying every fragment is duplicated again, etc. However, quantitative treatment of generations of bar's fragments becomes more complicated, because of nonelastic hysteresis and strain hardening phenomena, taking place in deformed fragments. Taking average values  $\bar{\eta} \approx 0.67$  and  $\bar{x}^* \approx 53r_g$  from the Table 1, we obtain by the universal formula (27):

$$N \sim \log_{\bar{\eta}} \frac{1}{\sqrt{\bar{x}^*/r_g}} \approx 5$$

— rough estimation of number of consequent fragments duplications until gravitational radius reaching. Near gravitational radius our formulas require cardinal reconsideration within context of GR.

It is interesting, that the bar, falling in central gravitational field is, in some sense, perfect experimental device for obtaining of exact stress diagrams. In a difference with standard laboratory experiments with bars, when initial homogeneous stressed state near ultimate stress becomes complex nonhomogeneous one with spontaneously appearing flowing neck, tidal gravitational stretching has maximum at the center of the bar at any moment of time. Due to volume (rather than surface) character of tidal forces, the stress diagram, obtained by experimenting with falling bar, would be independent of end's stressing and Saint-Venant principle.

## References

- [1] Born M. (1909) *Ann. Phys.* **30**, 1.
- [2] Noether F. (1910) *Ann. Phys.* **31**, 919.
- [3] Laue M. (1911) *Phys. Zs.* **12**, 85.
- [4] Souriau J.M. (1965) *Géométrie et Relativité* Herman, Paris.
- [5] Maugin G.A. (1971) *Ann. Inst. H. Poincaré A* **15**, 275.
- [6] Carter B., Quintana H. (1972) *Proc. Roy. Soc. Lond. A* **331**, 57.
- [7] Kijowski J., Magli G. (1992) *Geom. and Phys.* **9** 207; (1998) *Class. Quantum Grav.* **15**, 3891.
- [8] Christodoulou D. (1998) *Ann. Inst. H. Poincaré A* **69**, 335.

- [9] Beig R., Schmidt B.G. (2003) *Class. Quant. Grav.* **20**, 889-904. (gr-qc/0211054).
- [10] Beig R., Wernig-Pichler M. (2005) gr-qc/0508025.
- [11] Andersson L., Beig R., Schmidt B.G. (2006) gr-qc/0611108.
- [12] Bel Ll., Llosa J. (1995) *GRG* **27**, 10, 1089; Bel Ll. (1996) gr-qc/9609045.
- [13] Karlovini M., Samuelsson L. (2003) *Class.Quant.Grav.* **20** 3613-3648. gr-qc/0211026
- [14] Kokarev S.S. (2001). *Nuovo Cimento B* **116**, 915. gr-qc/0108007.
- [15] Scheithauer S., Lämmerzahl C. (2006) *Class.Quant.Grav.* **23** 7273-7296. physics/0606250.
- [16] Truesdell C. (1972) *A first course in rational continuum mechanics* The Johns Hopkins University, Baltimore, Maryland.
- [17] Rabotnov Yu.N. (1962) *Strength of Materials* GIFML, Moscow (In Russian).
- [18] Grigor'ev I.S., Meizlichov E.Z. (1991) *Physical values* Energoatomizdat, Moscow (In Russian).