

Two-Qubit Separabilities as Piecewise Continuous Functions of Maximal Concurrence. II—The Relevance of Dyson Indices

Paul B. Slater*

*ISBER, University of California,
Santa Barbara, CA 93106*

(Dated: March 16, 2022)

Abstract

We importantly amend a certain parenthetical remark made in Part I (arXiv:0806.3294), to the effect that although two-qubit *diagonal-entry*-parameterized separability functions had been shown (arXiv:0704.3723) to clearly conform to a pattern dictated by the “Dyson indices” ($\beta = 1$ [real], 2 [complex], 4 [quaternionic]) of random matrix theory, this did not appear to be the case with regard to *eigenvalue*-parameterized separability functions (ESFs). But upon further examination of the extensive numerical analyses reported in Part I, we find quite convincing evidence that adherence to the Dyson-index pattern does also hold for ESFs, at least as regards the upper *half-range* $\frac{1}{2} \leq C \leq 1$ of the maximal concurrence over spectral orbits, $C \equiv C(\lambda_1 \dots \lambda_4) = \max\{0, \lambda_1 - \lambda_3 - 2\sqrt{\lambda_2\lambda_4}\}$, $\lambda_1 \geq \lambda_2 \geq \lambda_3 \geq \lambda_4$, with the λ 's being the eigenvalues of associated 4×4 density matrices. To be specific, it strongly appears that in this upper half-range, the *real* two-qubit ESF is simply proportional to $(2 - 2C)^{\frac{3}{2}}$, and its *complex* counterpart—in conformity to the Dyson-index pattern—proportional to the *square* of the real ESF, that is, $(2 - 2C)^3$. The previously documented piecewise continuous (“semilinear”) behavior in the *lower* half-range $0 \leq C \leq \frac{1}{2}$ still appears, however, to lack any particular Dyson-index-related interpretation.

Mathematics Subject Classification (2000): 81P05; 52A38; 15A90; 28A75

PACS numbers: Valid PACS 03.67.-a, 02.30.Cj, 02.40.Ky, 02.40.Ft

*Electronic address: slater@kitp.ucsb.edu

Part I of this study [1] had been devoted to the question of determining for the generic (9-dimensional) real and (15-dimensional) complex two-qubit systems, the nature of certain trivariate “eigenvalue-parameterized separability functions” (ESFs). These (metric-*independent*) ESFs, it was argued, could substantially assist in the determination of separability *probabilities* in terms of certain metrics (the Hilbert-Schmidt and Bures being the most conspicuous examples). We further investigated in [1] the possibility that these *prima facie* trivariate functions of the eigenvalues λ_i ($i = 1, \dots, 4$) of 4×4 density matrices ($\lambda_4 = 1 - \sum_i^3 \lambda_i$), were expressible as *univariate* functions

$$S_4^{(\beta)}(\lambda_1 \dots \lambda_4) = \sigma^{(\beta)}(C(\lambda_1 \dots \lambda_4)), \quad (1)$$

of the *maximal concurrence* C over spectral orbits [2, sec. VII] [3, 4],

$$C(\lambda_1 \dots \lambda_4) = \max\{0, \lambda_1 - \lambda_3 - 2\sqrt{\lambda_2 \lambda_4}\}, \quad \lambda_1 \geq \lambda_2 \geq \lambda_3 \geq \lambda_4. \quad (2)$$

(At this starting point in our presentation, let us regard β in (1) only as a notational [dummy variable], not calculational device—motivated by Dyson-index conventions—taking the values 1 [real], 2 [complex], 4 [quaternionic].)

Our main conclusions in [1] were that—if the reducibility-to-univariance property (1) held, as our extensive numerical evidence appeared to suggest could be the case—the associated real and complex univariate functions both had jumps of approximately 50% magnitude at $C = \frac{1}{2}$, as well as a number of additional discontinuities (remarkably coincident in both the real and complex cases) in the *lower* half-range $C \in [0, \frac{1}{2}]$. Also, both univariate functions appeared to be simply *linear* between certain of these discontinuities. The *upper* half-range $C \in [\frac{1}{2}, 1]$ —in which the univariate functions of C took lesser values—did not command our attention in [1], seeming to be of relatively less interest. Our only pertinent observation there was that there did not appear to be any discontinuities in this segment.

Now, in fact, turning our attention more closely to this upper half-range, we readily find strong evidence for a very interesting Dyson-index-type phenomenon. If we *normalize* our extensive numerical estimates from [1] of $\sigma^1(C)$ and $\sigma^2(C)$ to both equal 1 at $C = \frac{1}{2}$, then a joint plot (Fig. 1) of the latter normalized (complex) function versus the *square* of the former normalized (real) function for $C \in [\frac{1}{2}, 1]$ remarkably shows *no* perceptible difference between the two resulting curves. (The sample [quasi-Monte Carlo] estimate of $\sigma^{complex}(\frac{1}{2})$ is 0.0651586 and that of $\sigma^{real}(\frac{1}{2})$ is 0.1803748.) In Fig. 2, we show—on a much finer scale

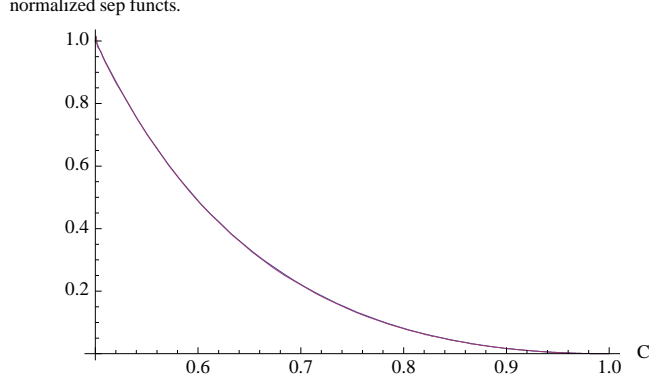


FIG. 1: Joint plot of numerical estimates of $\left(\frac{\sigma^{real}(C)}{\sigma^{real}(\frac{1}{2})}\right)^2$ and $\frac{\sigma^{complex}(C)}{\sigma^{complex}(\frac{1}{2})}$ for $C \in [\frac{1}{2}, 1]$

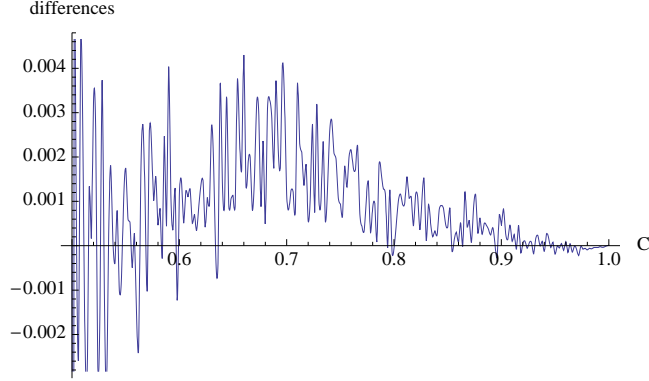


FIG. 2: Numerical estimate of $\left(\frac{\sigma^{real}(C)}{\sigma^{real}(\frac{1}{2})}\right)^2 - \frac{\sigma^{complex}(C)}{\sigma^{complex}(\frac{1}{2})}$

than used in Fig. 1—the actual (very small) differences

$$\left(\frac{\sigma^{real}(C)}{\sigma^{real}(\frac{1}{2})}\right)^2 - \frac{\sigma^{complex}(C)}{\sigma^{complex}(\frac{1}{2})} \quad (3)$$

between them. Of further considerable importance, Fig. 3 is a repetition of Fig. 1, but along with the insertion now of the function

$$(2 - 2C)^3 = 8(1 - C)^3, \quad (4)$$

which we see fits our two estimates *very* well. Assuming that (4) is the correct form (up to the still not exactly-known normalization factor) of $\sigma^2(C)$ over $C \in [\frac{1}{2}, 1]$, we can estimate the associated contribution from density matrices corresponding to this half-range to the Hilbert-Schmidt and Bures separability probabilities of generic complex two-qubit systems to be 0.041568 and 0.0267378, respectively. (The real counterparts of these separability probabilities are, then, 0.134611 and 0.104113, respectively.)

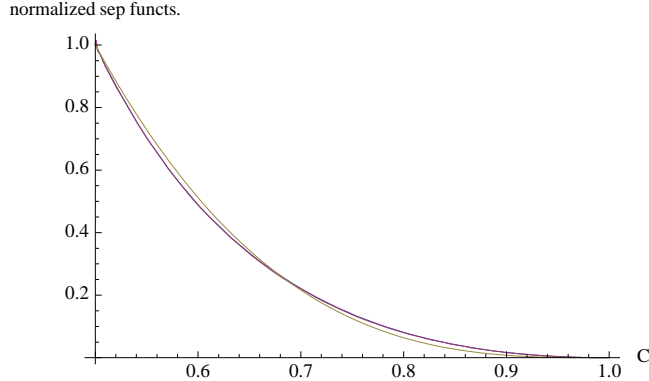


FIG. 3: The two functions in Fig. 1, along with the additional (*very* closely-fitting) function $(2 - 2C)^3$

Let us further note that our sample estimate of the ratio

$$\frac{\sigma^{complex}(\frac{1}{2})}{\left(\sigma^{real}(\frac{1}{2})\right)^2} = \frac{0.0651586}{0.1803748^2} = 2.00272 \quad (5)$$

is very close (and possibly theoretically exactly equal) to 2.

Over $0 \leq C \leq \frac{1}{2}$, the range of primary interest in [1], the estimates of the real and complex two-qubit separability functions *intersect* (near $C = 0.1812$), and appear to have linear segments over the *same* subintervals [1, Figs. 1, 5, 7]. These features, of course, make any obvious application of the Dyson-index pattern problematical in this half-range. So, the behaviors of the univariate functions $\sigma^\beta(C)$, ($\beta = 1$ [real], 2 [complex]), over the two indicated regimes of C seem to be highly distinct. The point $C = \frac{1}{2}$ clearly serves as a point of major behavioral transition, with the lower half-range now appearing perhaps to be the more theoretically challenging of the two. An outstanding question would seem to be what are the specific values of $\sigma^{real}(\frac{1}{2})$ and $\sigma^{complex}(\frac{1}{2})$, which we used as normalization factors in our analyses above. The nearness to 2 of the ratio (5) may be a helpful guide in this regard.

Our analyses of two-qubit *diagonal-entry*-parameterized separability functions [5, 6, 7] and *eigenvalue*-parameterized separability functions [1, 8] have shared a *common* goal: the determination of two-qubit separability volumes and probabilities (in terms of various metrics). As pieces of these formidable objectives begin to be assembled, we can pose a further challenge—to find transformations between the two *different* sets of coordinates used—that is, (1) the diagonal entries and (2) the eigenvalues of 4×4 density matrices—that will map one set of separability functions into the other. The Schur-Horn Theorem, which asserts

that the decreasingly-ordered vector of eigenvalues of an Hermitian matrix *majorizes* the decreasingly-ordered vector of its diagonal entries [9, chap. 4] (cf. [10]), would appear to be of possible relevance in this regard, particularly since the maximal concurrence C over spectral orbits (2) is expressed in terms of the *ordered* eigenvalues.

Acknowledgments

I would like to express appreciation to the Kavli Institute for Theoretical Physics (KITP) for computational support in this research.

-
- [1] P. B. Slater, arXiv:0806.3294 (to appear in J. Phys. A).
 - [2] R. Hildebrand, J. Math. Phys. **48**, 102108 (2007).
 - [3] S. Ishizaka and T. Hiroshima, Phys. Rev. A **62**, 022310 (2000).
 - [4] F. Verstraete, K. Audenaert, and B. D. Moor, Phys. Rev. A **64**, 012316 (2001).
 - [5] P. B. Slater, Phys. Rev. A **75**, 032326 (2007).
 - [6] P. B. Slater, J. Phys. A **40**, 14279 (2007).
 - [7] P. B. Slater, J. Geom. Phys. **58**, 1101 (2008).
 - [8] P. B. Slater, [doi:10.1016/j.geomphys.2008.08.008](https://doi.org/10.1016/j.geomphys.2008.08.008) (2008).
 - [9] R. A. Horn and C. R. Johnson, *Matrix Analysis* (Cambridge Univ., New York, 1991).
 - [10] M. A. Nielsen and G. Vidal, Quant. Inform. Comput. **1**, 76 (2001).