

Spin-triplet f -wave pairing due to three-site cyclic-exchange ferromagnetic interactions

S. Nishimoto

Leibniz-Institut für Festkörper- und Werkstoffforschung Dresden, D-01171 Dresden, Germany

Y. Ohta

Department of Physics, Chiba University, Chiba 263-8522, Japan

(Dated: November 2, 2018)

Ferromagnetism and superconductivity in a two-dimensional triangular-lattice Hubbard model are studied using the density-matrix renormalization group method. We propose a mechanism of the f -wave spin-triplet pairing derived from the three-site cyclic-exchange ferromagnetic interactions. We point out that a triangular network of hopping integrals, which is required for the three-site cyclic hopping processes, is contained in the (possibly) spin-triplet superconducting systems, such as Bechgaard salts $(\text{TMTSF})_2\text{X}$, cobalt oxide $\text{Na}_{0.35}\text{CoO}_2 \cdot 1.3\text{H}_2\text{O}$, and layered perovskite Sr_2RuO_4 .

PACS numbers: 71.10.Fd, 74.20.-z, 74.20.Rp, 75.50.Cc

Symmetry of Cooper pairs give an invaluable information of our elucidating a superconducting mechanism. Both spin and angular momentum are good quantum numbers for describing the Cooper pairs. In the spin-triplet channel, the total spin is one and the pairing symmetry is of p - or f -wave. The long-standing quest for a new example of spin-triplet superconductivity has been pursued since the spin-triplet superfluid ^3He was discovered [1]. Recently, three experimental candidates have been hand-running recognized to be likely spin-triplet superconductivity (see below). They provide an excellent chance for us to have productive insights into the nature of spin-triplet pairing, which is less understood than that of the spin-singlet pairing. Spin-triplet superconductivity is thus one of the hottest topics in the field of strongly-correlated electron systems.

From the theoretical aspect, spin-triplet Cooper pairs are considered to be formed simply by a ferromagnetic interaction [2]. The realization of such pairs in a system of electrons interacting via spin-independent Coulomb interaction, namely the Hubbard model, is still a significant challenge. The Nagaoka-Thouless [3, 4] and flat-band [5] mechanisms are well known as the origin of ferromagnetism. However, both of them are unsuitable for explaining the spin-triplet superconductivity since they lead not to Cooper pairs but to saturated magnetization. Then one may turn his eyes to the three-site cyclic-exchange ferromagnetic interaction which is only the remaining mechanism in the simple Hubbard model [6]. It brings a couple of electrons to be locally ferromagnetic, so that applying the mechanism to the spin-triplet superconductivity seems to be a natural extension. In this letter, we propose a mechanism of the spin-triplet superconductivity derived from the three-site cyclic-exchange ferromagnetic interaction.

We are also highly motivated by the fact that all of the three experimental candidates contain a triangular network of hopping integrals which is required for the three-site cyclic-exchange mechanism. One of the can-

didates is Bechgaard salts $(\text{TMTSF})_2\text{X}$ [7]. The crystal structure consists of well-separated sheets containing one-dimensional (1D) TMTSF stacks along the a -axis. The sheets are in the ab -plane and the hopping integrals along the b -axis are about 10 – 20% of those along the a -axis [8]. The unique structure of the hopping integrals can be regarded as an anisotropic triangular lattice. In experiment [9], it has been widely concluded that the superconducting state is of the spin-triplet pairing: the spin susceptibility, from the NMR Knight shift measurement, remains unchanged through the superconducting transition (T_c) and the upper critical magnetic field exceeds substantially the Pauli limit in both a and b directions. Also, the enhancement of the spin-lattice relaxation ratio just below T_c , indicating the presence of line nodes in the superconducting order parameter, was found [10]. In theory [11], we seem to have reached a consensus on the spin-triplet pairing; nevertheless, the pairing symmetry is still open issue [12, 13, 14, 15, 16, 17, 18].

Another experimental candidate is cobalt oxide $\text{Na}_{0.35}\text{CoO}_2 \cdot 1.3\text{H}_2\text{O}$, which shows a superconducting transition at $T_c \approx 5$ K [19]. The conductive ab planes consist of edge-sharing CoO_6 octahedra and each plane is strongly separated by Na^+ ions and H_2O molecules along c axis. The Co ions form a triangular lattice, and the system may be regarded as a two-dimensional (2D) triangular lattice doped with 35% electrons. Some experiments have suggested the possibility of an unconventional superconductivity with line nodes in the gap function [20, 21, 22, 23]. In particular, spin-triplet p - or f -wave pairing state has been argued based on an invariant behavior of the ab -plane Knight shift across T_c and a T^3 -dependence of $1/T_1$ below T_c [20]. On the other hand, a suppression of Knight shift across T_c for both magnetic field parallel and perpendicular to the ab -plane suggesting a spin-singlet pairing state has also been reported [24]. It is supported by an angle-resolved photoemission study, which have observed only hole-like Fermi surface around Γ point [25]. As described above,

experimental decision of the pairing symmetry is still controversial. Similarly, theoretical studies are not in agreement: the $d+id-$ (or p -) wave spin-singlet pairing with a triangular-lattice $t-J$ model [26, 27, 28, 29] and the f -wave spin-triplet pairing with extended Hubbard model [30, 31, 32] have been proposed. Also, the p -wave spin-triplet has been suggested phenomenologically [33].

The third candidate is Sr_2RuO_4 , which is a tetragonal, layered perovskite system of stacking RuO_2 -planes. No sooner was discovered the superconducting transition at $T_c \sim 1.5$ K [34], the possibility of spin-triplet pairing was pointed out [35]. After that, the spin-triplet pairing state with \mathbf{d} -vector perpendicular to the conducting plane has been confirmed by a NMR measurement [36]. Like Cu in the high- T_c superconductors, Ru forms a square lattice. If a single-band description of RuO_2 -plane for so-called γ band could be adequate, the system is described as a 2D Hubbard model with next-nearest-neighbor hopping. The next-nearest-neighbor hopping has been estimated to be 0.3–0.4 in units of the nearest-neighbor hopping [37, 38], so that Ru indeed forms a triangular network. Based on the quantum oscillation measurement, the γ Fermi surface sheet is a large electron-like cylinder with the electron filling $n \sim 2/3$. At present, there exist several theoretical studies where a competition between d -wave spin-singlet and f -wave spin-triplet pairing states is discussed [39, 40, 41, 42].

In our previous works [43, 44], we studied the ground-state properties of two-chain Hubbard model coupled with zigzag bonds. This system is equivalent to a 1D triangular-lattice Hubbard model. We argued there that a cyclic hopping motion of two electrons in each triangle yields a ferromagnetic correlation in the strong-coupling regime; as a consequence, a spin-triplet superconducting state becomes dominant if the following conditions are satisfied: (i) The product of three hopping integrals in each triangle is positive. (ii) The zigzag bond is rather weaker than the intra-chain bond. (iii) The filling is substantially away from zero and half fillings. The three-site cyclic-hopping mechanism should work even in 2D system, and it is particularly worth noting that the above-mentioned three materials completely meet the conditions. We therefore consider a 2D anisotropic triangular-lattice Hubbard model. We employ the density-matrix renormalization group (DMRG) method [45] to calculate the spin-spin correlation and spin-triplet pair-correlation functions. It will thereby be confirmed that the spin-triplet pairing occurs predominantly in the f -wave channel for a simple 2D Hubbard model.

The Hamiltonian of the anisotropic triangular-lattice Hubbard model is given by

$$H = \sum_{\langle ij \rangle \sigma} t_{ij} (c_{i\sigma}^\dagger c_{j\sigma} + \text{H.c.}) + U \sum_i n_{i\uparrow} n_{i\downarrow} \quad (1)$$

where $c_{i\sigma}^\dagger$ ($c_{i\sigma}$) creates (annihilates) an electron with spin

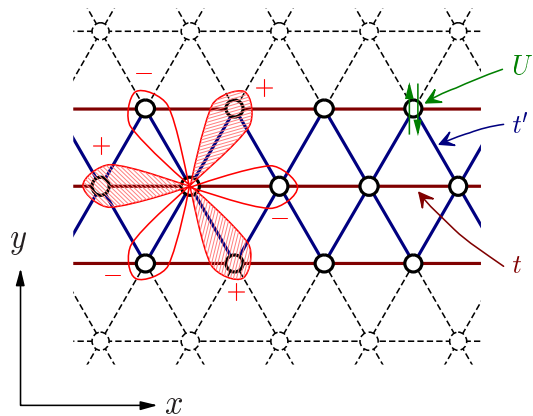


FIG. 1: (Color online) Schematic representation of the anisotropic triangular-lattice Hubbard model. Lattice drawn with bold lines is extracted for our calculation of the spin-triplet pair-correlation functions. The f -wave pair function is also shown.

σ at site i , $n_{i\sigma} = c_{i\sigma}^\dagger c_{i\sigma}$ is a number operator, and t_{ij} is hopping integral between sites i and j . The sum $\langle ij \rangle$ runs over nearest-neighbor pairs. We here include two kinds of nearest-neighbor hopping integrals t in the x -direction and t' otherwise, as shown in Fig. 1. Onsite Coulomb repulsion U is set to be $10t$ as a typical value in the strongly-correlated electrons system. We take $t = 1$ as the energy unit hereafter.

Let us first demonstrate that the cyclic-hopping mechanism indeed leads to ferromagnetic correlation in the 2D system (1). We thus study a finite-size cluster of $l_x = 6$ and $l_y = 8$, where the periodic (open) boundary conditions are applied for the x - (y -) direction. This choice of the boundary conditions enables us to carry out sufficiently accurate calculations. We keep up to $m = 3400$ density-matrix eigenstates in the DMRG procedure. In this way, the maximum truncation error, i.e., the discarded weight, is less than 1×10^{-5} and the maximum error in the ground-state energy is estimated to

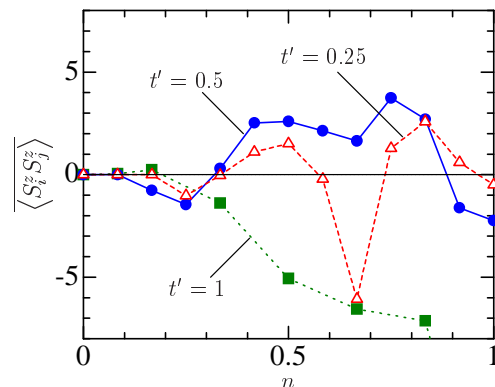


FIG. 2: (Color online) Average spin-spin correlations $\langle S_i^z S_j^z \rangle$ between sites bonded with t' , as a function of filling n .

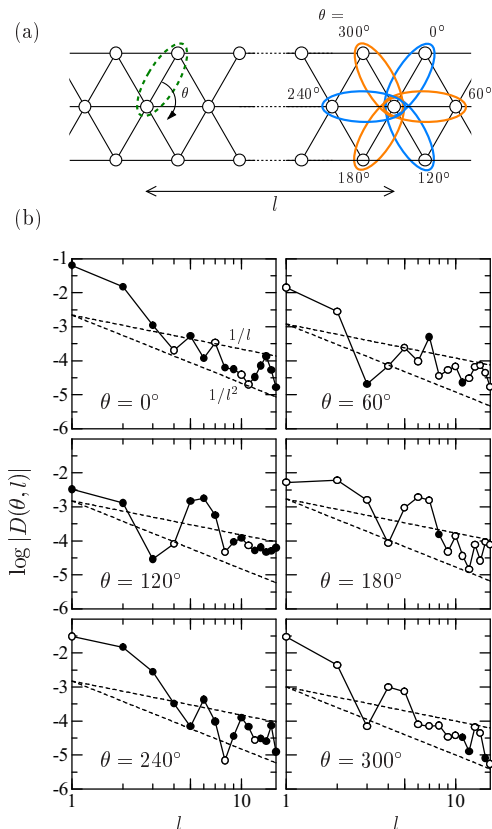


FIG. 3: (Color online) (a) Definition of the rotation angle θ and the distance l . For a case that the pair is removed from a position i with dashed ellipse, the position of the pair created at $i+l$ is denoted by solid ellipse for each θ . (b) $\log |D(\theta, l)|$ with l at $t' = 0.5$ for all possible θ . Filled (empty) symbol denotes a positive (negative) value of $D(\theta, l)$.

be $E_0/(l_x l_y) \sim 10^{-2}$. Figure 2 shows the average spin-spin correlations $\langle S_i^z S_j^z \rangle$ between the neighboring sites bonded with t' , where $\langle \dots \rangle$ denotes the ground-state expectation value. We can see the enhancement of ferromagnetic correlation in a wide range of filling for $t' = 0.25$ and 0.5 . The suppression of the correlation around $n = 0.7$ implies that the origin of ferromagnetism for $n \gtrsim 0.7$ is different from that for $n \lesssim 0.7$: it comes from the cyclic-hopping mechanism around $n = 0.5$ and from the Nagaoka-Thouless mechanism near $n = 1$. Those behaviors are qualitatively consistent with the results in the 1D triangular-lattice Hubbard model [44]. On the other hand, antiferromagnetic correlation is mostly dominant for $t' = 1$ since the direct exchange interaction will exceed the ferromagnetic ones. We note that the correlation seems to be slightly ferromagnetic for $n \lesssim 0.2$, where the nearly flat-band system may be realized. So we confirm that in the 2D triangular-lattice Hubbard model the ferromagnetic correlation induced by the cyclic-hopping mechanism can occur at $n \sim 0.5$ if the anisotropy is rather strong.

We next turn to the long-range behavior and the spatial symmetry of spin-triplet pair-correlation functions

$$D(\theta, l) = \langle \Delta_{i+l}^\dagger \Delta_i \rangle \quad (2)$$

with a spin-triplet operator $\Delta_i = c_{i\uparrow}c_{i+r\downarrow} + c_{i\downarrow}c_{i+r\uparrow}$ where $i+r$ denotes the neighboring site of i . As in Fig. 1 we extract a three-leg ladder from 2D lattice, which is a minimal model to generate all possible pairing symmetries. In Eq.(2), we remove a pair from sites $(i, i+r)$ and add the pair at sites $(i+l, i+l+r')$, whereby we rotate the pair by θ degree from $i \rightarrow r$ direction to $i \rightarrow r'$ clockwise [see Fig. 3(a)]. Note that the same results must be expected even if we define the spin-triplet operator as $\Delta_i = c_{i\uparrow}c_{i+r\uparrow}$ or $c_{i\downarrow}c_{i+r\downarrow}$. We also restrict ourselves to the case at quarter filling, i.e., $n = 0.5$. We calculate the pair-correlation functions (2) of the three-leg ladder with the DMRG method. The OBC are applied in the x -direction so that the correlation functions will be calculated using distances taken about the midpoint. In the following, we study a ladder with 32×3 sites with keeping $m = 4500$ density-matrix eigenstates to build the DMRG basis. The obtained ground-state energy is expected to be accurate to parts in $10^{-2}t$. In Fig. 3(b), the pair-correlation functions $D(\theta, l)$ are plotted as a function of distance l for all possible θ values with a fixed anisotropy $t' = 0.5$. We can see that $D(\theta, l)$ decay as $\sim 1/l^\gamma$ ($1 < \gamma < 2$) for all θ values. The exponent γ smaller than 2 would imply an attractive interaction between electrons [46]. It is consistent with our previous results [43]. We also find that the values of $D(\theta, l)$ are mostly positive for $\theta = 0^\circ, 120^\circ, 240^\circ$ and, whereas, negative for $\theta = 60^\circ, 180^\circ, 300^\circ$. In other words, the pair wave function changes its sign by $\pi/3$ rotation.

In order to organize the angle dependence of $D(\theta, l)$ more explicitly, we sum it up for pair separations $l = 7 - 25$:

$$\bar{D}(\theta) = \sum_{l=7}^{25} D(\theta, l). \quad (3)$$

The open-end effects are expected to be rather small for central 25 sites of the system ($l \lesssim 25$). In Fig. 4, the results of $\bar{D}(\theta)$ with $t' = 0.25$ and 0.5 are shown. For both parameters we can see that the sign of $\bar{D}(\theta)$ changes by $\pi/3$ rotation, which clearly indicates the f -wave spatial symmetry of the pair correlation function. Since the spin-triplet pairs are formed mostly on the zigzag bond for $t' = 0.25$ [43], $\bar{D}(\theta)$ involving the on-leg pairs, namely, at $\theta = 2\pi/3, 5\pi/3$ in the upper left panel, $\theta = \pi/3, 4\pi/3$ in the upper right panel, and all of θ in the lower panels, are relatively small. When t' is increased from 0.25 to 0.5 , the pairing correlation on the zigzag bond is somewhat reduced and, whereas, that on the leg bond is enhanced. The situation is rather complicated: t' enhances the antiferromagnetic correlation on the zigzag bond by the di-

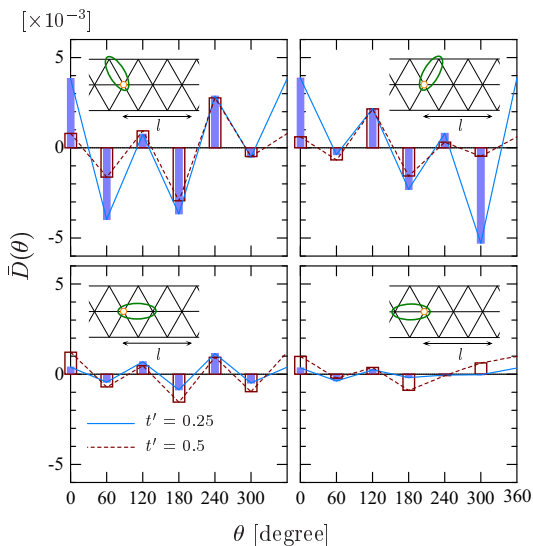


FIG. 4: (Color online) Rotation-angle dependence of the sum of the spin-triplet pair-correlation functions $\bar{D}(\theta)$ for $J = J' = 0$. Inset shows the position of the pair annihilated by the pair operator Δ_i .

rect exchange interaction (scaled as $\propto t'^2$), and also enhances the ferromagnetic correlation on each triangle by the three-site cyclic-hopping exchange interaction (scaled as $\propto tt'^2$). Consequently, the f -wave symmetry of the superconducting state becomes more isotropic. However, we note that the spin-triplet pair correlation becomes smaller as the system approaches to an isotropic triangle lattice.

In summary, the ground state of the 2D triangular-lattice Hubbard model is studied with the DMRG method. We find that the three-site cyclic-hopping mechanism really induces ferromagnetic correlation around quarter filling, which is mandatory for the spin-triplet pairing, provided that the anisotropy is rather strong. Slow decay of the pair-correlation functions with distance is indicative of the dominant spin-triplet superconductivity. The pair-correlation function changes its sign by $\pi/3$ rotation, indicating the f -wave rotational symmetry. Thus, we suggest a new mechanism of the f -wave spin-triplet superconductivity derived from the three-site cyclic-hopping ferromagnetic interactions. We also point out that the mechanism may be possibly relevant to the spin-triplet superconducting systems, such as Bechgaard salts $(\text{TMTSF})_2\text{X}$, cobalt oxide $\text{Na}_{0.35}\text{CoO}_2 \cdot 1.3\text{H}_2\text{O}$, and layered perovskite Sr_2RuO_4 .

This work was supported in part by Grants-in-Aid for Scientific Research (Nos. 18540338, 18028008, 18043006, and 19014004) from the Ministry of Education, Science, Sports, and Culture of Japan. A part of computations was carried out at the Research Center for Computational Science, Okazaki Research Facilities, and the Institute for Solid State Physics, University of Tokyo.

- [1] A.J. Leggett, Rev. Mod. Phys. **47**, 331 (1975).
- [2] D. Fay and J. Appel, Phys. Rev. B **22**, 3173 (1980).
- [3] Y. Nagaoka, Phys. Rev. **147**, 392 (1966).
- [4] D.J. Thouless, Proc. Phys. Soc. London **86**, 893 (1965).
- [5] A. Mielke, J. Phys. A **24**, L73 (1991).
- [6] H. Tasaki, J. Phys.: Condens. Matter **10**, 4353 (1998).
- [7] K. Bechgaard *et al.*, Phys. Rev. Lett. **46**, 852 (1981).
- [8] L. Ducasse *et al.*, J. Phys. C, **19**, 3805 (1986).
- [9] For a review on recent experimental studies, see I.J. Lee *et al.*, J. Phys. Soc. Jpn. **75**, 051011 (2006).
- [10] M. Takigawa *et al.*, J. Phys. Soc. Jpn. **56**, 873 (1987).
- [11] For a theoretical review, see K. Kuroki, J. Phys. Soc. Jpn. **75**, 051013 (2006).
- [12] A.A. Abrikosov, J. Low Temp. Phys. **53**, 359 (1983).
- [13] Y. Hasegawa and H. Fukuyama, J. Phys. Soc. Jpn. **56**, 877 (1987).
- [14] A.G. Lebed, Phys. Rev. B **59**, R721 (1999).
- [15] K. Kuroki *et al.*, Phys. Rev. B **63**, 094509 (2001).
- [16] J.C. Nickel *et al.*, Phys. Rev. Lett. **95**, 247001 (2005); Phys. Rev. B **73**, 165126 (2006).
- [17] Y. Tanaka and K. Kuroki, Phys. Rev. B **70**, 060502(R) (2004)
- [18] Y. Fuseya and Y. Suzumura, J. Phys. Soc. Jpn. **74**, 1263 (2005).
- [19] K. Takada *et al.*, Nature **422**, 53 (2003).
- [20] M. Kato *et al.*, J. Phys.: Condens. Matter **18**, 669 (2006).
- [21] H. Sakurai *et al.*, Phys. Rev. B **68**, 132507 (2003).
- [22] T. Fujimoto *et al.*, Phys. Rev. Lett. **92**, 047004 (2004).
- [23] W. Higemoto *et al.*, Phys. Rev. B **70**, 134508 (2004).
- [24] Y. Kobayashi *et al.*, J. Phys. Soc. Jpn. **77**, 063703 (2008) and references therein.
- [25] T. Shimojima *et al.*, Phys. Rev. Lett. **97**, 267003 (2006).
- [26] G. Baskaran, Phys. Rev. Lett. **91**, 097003 (2003).
- [27] B. Kumar and B.S. Shastry, Phys. Rev. B **68**, 104508 (2003).
- [28] Q-H. Wang *et al.*, Phys. Rev. B **69**, 092504 (2004).
- [29] M. Ogata, J. Phys. Soc. Jpn. **72**, 1839 (2003).
- [30] H. Ikeda *et al.*, J. Phys. Soc. Jpn. **73**, 17 (2004).
- [31] Y. Tanaka *et al.*, J. Phys. Soc. Jpn. **73**, 319 (2004).
- [32] K. Kuroki *et al.*, Phys. Rev. Lett. **93**, 077001 (2004).
- [33] A. Tanaka and X. Hu, Phys. Rev. Lett. **91**, 257006 (2003).
- [34] Y. Maeno *et al.*, Nature (London) **372**, 532 (1994).
- [35] T.M. Rice and M. Sigrist: J. Phys. Condens. Matter **7**, L643 (1995).
- [36] K. Ishida *et al.*, Nature (London) **396**, 658 (1998).
- [37] I.I. Mazin and D.J. Singh, Phys. Rev. Lett. **79**, 733 (1997).
- [38] A. Liebsch and A. Lichtenstein, Phys. Rev. Lett. **84**, 1591 (2000).
- [39] Y. Hasegawa *et al.*, J. Phys. Soc. Jpn. **69**, 336 (2000).
- [40] T. Nomura and K. Yamada, J. Phys. Soc. Jpn. **69**, 3678 (2000).
- [41] T. Kuwabara and M. Ogata, Phys. Rev. Lett. **85**, 4586 (2000).
- [42] K. Kuroki *et al.*, Phys. Rev. B **69**, 214511 (2004).
- [43] Y. Ohta *et al.*, Phys. Rev. B **72**, 012503 (2005).
- [44] S. Nishimoto *et al.*, Phys. Rev. B **77**, 085119 (2008).
- [45] S.R. White, Phys. Rev. Lett. **69**, 2863 (1992)
- [46] H.J. Schulz, Phys. Rev. B **53**, R2959 (1996).