

# Spin and density excitations in the triangular-lattice $t$ - $J$ model with multiple-spin exchange interactions: $^3\text{He}$ on graphite

K. Seki,<sup>1</sup> T. Shirakawa,<sup>1,2</sup> and Y. Ohta<sup>1</sup>

<sup>1</sup>*Department of Physics, Chiba University, Chiba 263-8522, Japan and*

<sup>2</sup>*Institut für Theoretische Physik, Leibniz Universität Hannover, D-30167 Hannover, Germany*

(Dated: November 9, 2018)

Using an exact diagonalization technique on small clusters, we study spin and density excitations of the triangular-lattice  $t$ - $J$  model with multiple-spin exchange interactions, whereby we consider anomalous properties observed in the doped Mott region of the two-dimensional liquid  $^3\text{He}$  adsorbed on a graphite surface. We find that the double-peak structure consistent with experiment appears in the calculated temperature dependence of the specific heat; the low-temperature sharp peak comes from the spin excitations reflecting the frustrated nature of the spin degrees of freedom and high-temperature broad peak comes from the density excitations extending over the entire band width. The clear separation in their energy scales is evident in the calculated spin and density excitation spectra. The calculated single-particle excitation spectra suggest the presence of fermionic quasiparticles dressed by the spin excitations, with an enhanced effective mass consistent with experiment.

PACS numbers: 67.30.-n, 67.80.-s, 67.30.hr, 67.80.dm

## I. INTRODUCTION

$^3\text{He}$  atoms adsorbed on a graphite surface is known to be an ideal two-dimensional correlated spin-1/2 fermion system. A solidified commensurate phase of  $^3\text{He}$  atoms is stabilized at a 4/7 density of the underlying layer of  $^4\text{He}$  atoms due to the substrate potential corrugation and thus a triangular lattice of  $^3\text{He}$  atoms is formed, which is a realization of a gapless quantum spin liquid (QSL).<sup>1</sup> Theoretically, this 4/7 phase of spin-1/2  $^3\text{He}$  atoms has been studied by using the triangular-lattice Heisenberg model with the multiple-spin exchange interactions.<sup>2,3,4,5,6,7</sup> Importance of the density fluctuations has recently been pointed out as well.<sup>8</sup>

A finite amount of vacancies of  $^3\text{He}$  atoms can be introduced into this 4/7 phase in a stable manner, where the vacancies can hop from site to site of the triangular lattice via quantum-mechanical tunneling motions even at absolute zero temperature. The presence of such vacancies, called the zero-point vacancies (ZPVs), was predicted a few decays ago.<sup>9,10</sup> Quite recently, the experimental evidence for the ZPVs has been reported in the monolayer of  $^3\text{He}$  adsorbed on a surface of graphite preplated by a solid monolayer of  $^4\text{He}$ :<sup>11,12</sup> i.e., heat capacity measurements of the system show an anomalous coexistence of a magnetic round-peak near 1 mK and a broad peak at several tens mK that are associated with the ZPVs doped into the commensurate Mott-localized solid. The ZPVs are maintained up to the doping of almost 20% of the lattice sites, which we call the doped Mott region of monolayer  $^3\text{He}$ .

Theoretically, Fouseya and Ogata<sup>13</sup> have proposed the triangular-lattice  $t$ - $J$  model with four-spin ring-exchange interactions as an effective model for the doped Mott region of the system and obtained its ground-state phase diagram. The low-energy excitations of the model were also discussed. They have thereby argued that there is

a new-type anomalous quantum-liquid phase, characteristic of the “spin-charge separation”, which may be relevant with the anomalous features observed in the doped Mott region of the monolayer  $^3\text{He}$  adsorbed on a graphite surface.

Motivated by such developments in the field, we study in this paper the triangular-lattice  $t$ - $J$  model with the multiple-spin exchange interactions further. In particular, we directly calculate the spin and density excitation spectra and single-particle spectra as well as the temperature dependence of the specific heat and uniform magnetic susceptibility by using an exact-diagonalization technique on small clusters. We thereby consider the anomalous properties observed in the doped Mott region of the two-dimensional liquid  $^3\text{He}$  adsorbed on a graphite surface.

We will thus demonstrate that the double-peak structure actually appears in the temperature dependence of the specific heat, which is quantitatively consistent with experiment; the low-temperature sharp peak comes from the spin excitations and high-temperature broad peak comes from the density excitations. The spectral weight for the calculated spin excitation spectra is concentrated on a very low-energy region that scales with the exchange interactions, while that of the density excitations extends over an entire band width that scales with the hopping parameter of the vacancy. The clear separation between spin and density excitations in their energy scales is thus found. The accumulation of the low-energy spectral weight of the spin excitations comes from the frustrated nature of the spin degrees of freedom of the system; i.e., the ferromagnetic two-spin interactions compete with the antiferromagnetic four-spin interactions on the geometrically frustrated triangular lattice. The single-particle excitation spectra suggest that the vacancies behave like fermionic quasiparticles dressed by the spin excitations, with the enhanced effective mass consistent with exper-

iment. Preliminary results of our work have been presented in Ref.<sup>14</sup>.

This paper is organized as follows. In Sec. II, we present our model and method of calculation. In Sec. III, we present our results of calculations for the specific heat, magnetic susceptibility, spin and density excitation spectra, and single-particle excitation spectra. We compare our results with experiment in Sec. IV. We summarize our work in Sec. V.

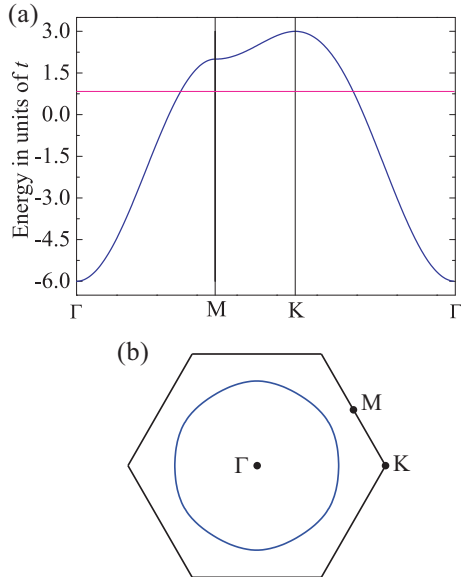


FIG. 1: (Color online) (a) Noninteracting tight-binding band structure of the triangular lattice with the nearest-neighbor hopping parameter  $t$ . Horizontal line represents the Fermi energy at half filling. (b) Brillouin zone and Fermi surface at half filling.

## II. MODEL AND METHOD

The triangular-lattice  $t$ - $J$  model with the multiple-spin exchange interactions is defined by the Hamiltonian

$$\mathcal{H} = -t \sum_{\langle ij \rangle, \sigma} (\tilde{c}_{i\sigma}^\dagger \tilde{c}_{j\sigma} + \text{H.c.}) + J \sum_{\langle ij \rangle} (\mathbf{S}_i \cdot \mathbf{S}_j - \frac{n_i n_j}{4}) + K \sum_{\langle ijkl \rangle} (P_4 + P_4^{-1}) + R \sum_{\langle ijklmn \rangle} (P_6 + P_6^{-1}) \quad (1)$$

where  $\tilde{c}_{i\sigma} = c_{i\sigma}(1 - n_{i,-\sigma})$  is the projected annihilation operator of a fermion ( $^3\text{He}$  atom) at site  $i$  and spin  $\sigma$  ( $=\uparrow, \downarrow$ ) allowing no doubly occupied sites,  $\mathbf{S}_i$  is the spin-1/2 operator, and  $n_i$  ( $= n_{i\uparrow} + n_{i\downarrow}$ ) is the number operator. The summation in the  $t$ - $J$  part of the model is taken over all the nearest-neighbor pairs  $\langle ij \rangle$  on the triangular lattice.  $P_4$  and  $P_6$  are the four-spin and six-spin exchange operators defined as  $P_4 = P_{il}P_{ik}P_{ij}$  and  $P_6 = P_{in}P_{im}P_{il}P_{ik}P_{ij}$ , respectively, where  $P_{ij} =$

$(1 + \boldsymbol{\sigma}_i \cdot \boldsymbol{\sigma}_j)/2$  with the Pauli spin matrix  $\boldsymbol{\sigma}_i$ . The summation is taken over all the possible combinations of four nearest-neighbor sites  $\langle ijkl \rangle$  for  $P_4$  and over all the equilateral hexagons  $\langle ijklmn \rangle$  for  $P_6$ .

In this paper, we study the dynamical properties of the model under the introduction of vacancies in the 4/7 commensurate solid phase of  $^3\text{He}$ , i.e., removal of particles ( $^3\text{He}$  atoms) or addition of ZPVs. We thus define the filling  $n$  of particles as  $n = N/L$  where  $N$  is the total number of particles and  $L$  is the total number of lattice sites in the system; in particular,  $n = 1$  is referred to as “half filling”, which corresponds to the 4/7 solid phase. The noninteracting band structure and Fermi surface at half filling of the tight-binding model with the nearest-neighbor hopping parameter  $t$  are shown in Fig. 1; we find no nesting features in the Fermi surface and no singularities in the density of states for  $n < 1$ .

The nearest-neighbor hopping parameter  $t$  and two-spin and four-spin exchange interaction parameters  $J$  and  $K$  have been estimated as follows:<sup>13</sup>  $t \simeq 50 - 100$  mK,  $-J \simeq 1 - 10$  mK, and  $K/|J| \sim 0.2$ . We note that, in this parameter region, the two-spin exchange term favors the ferromagnetic spin polarization ( $J < 0$ ) but the four-spin exchange term gives the antiferromagnetic spin correlations between neighboring spins, and thus we have the situation where the strong frustration in the spin degrees of freedom of the system appears. Geometrical frustration also appears on the triangular lattice when the interaction between spins is antiferromagnetic. We have examined the effects of the six-spin exchange interaction term on the ground state and excitation spectra and found that the effects are very small, in particular when doped with vacancies. This is because the  $P_6$  exchange interaction is easily cut by the presence of vacancies. We will therefore present the results at  $R = 0$  in this paper, the model of which we refer to as the  $t$ - $J$ - $K$  model.

Throughout the paper, we use  $t = 1$  as the unit of energy unless otherwise stated and we set  $\hbar = k_B = 1$ .

We use the Lanczos exact-diagonalization technique on small clusters to calculate the ground state and excitation spectra of the model. In particular, we calculate the dynamical spin and density correlation functions defined, respectively, as

$$S(\mathbf{q}, \omega) = -\frac{1}{\pi} \Im \langle \Psi_0 | S_{\mathbf{q}}^z \frac{1}{\omega + i\eta - (\mathcal{H} - E_0)} S_{\mathbf{q}}^z | \Psi_0 \rangle \quad (2)$$

and

$$N(\mathbf{q}, \omega) = -\frac{1}{\pi} \Im \langle \Psi_0 | n_{\mathbf{q}}^\dagger \frac{1}{\omega + i\eta - (\mathcal{H} - E_0)} n_{\mathbf{q}} | \Psi_0 \rangle, \quad (3)$$

where  $\Psi_0$  and  $E_0$  are the ground-state wave function and energy, respectively.  $S_{\mathbf{q}}^z$  and  $n_{\mathbf{q}}$  are the Fourier transforms of the spin and particle-number operators defined,

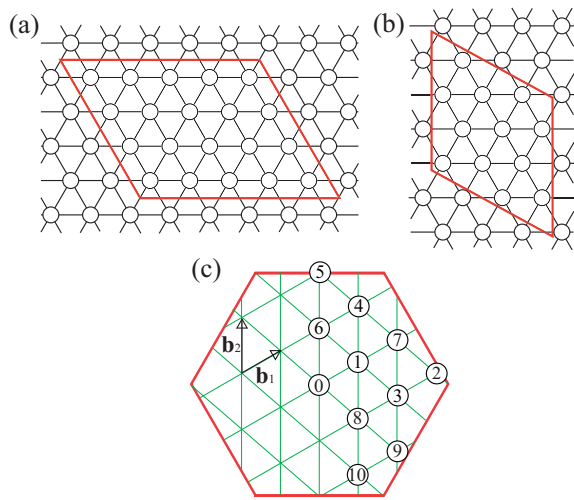


FIG. 2: (Color online) (a) 20-site and (b) 12-site clusters used for calculations. (c) Brillouin zone and available momenta of the 20-site cluster in the periodic boundary condition.

respectively, as

$$S_{\mathbf{q}}^z = \frac{1}{\sqrt{L}} \sum_i e^{i\mathbf{q}\cdot\mathbf{r}_i} S_i^z \quad (4)$$

$$n_{\mathbf{q}} = \frac{1}{\sqrt{L}} \sum_i e^{i\mathbf{q}\cdot\mathbf{r}_i} n_i, \quad (5)$$

where  $\mathbf{r}_i$  is the position of the lattice site  $i$ .

We also calculate the single-particle excitation spectrum defined as

$$A(\mathbf{q}, \omega) = A^-(\mathbf{q}, -\omega) + A^+(\mathbf{q}, \omega) \quad (6)$$

with the particle removal spectrum

$$A^-(\mathbf{q}, \omega) = -\frac{1}{\pi} \Im \langle \Psi_0 | \tilde{c}_{\mathbf{q}\sigma}^\dagger \frac{1}{\omega + i\eta - (\mathcal{H} - E_0)} \tilde{c}_{\mathbf{q}\sigma} | \Psi_0 \rangle \quad (7)$$

and particle addition spectrum

$$A^+(\mathbf{q}, \omega) = -\frac{1}{\pi} \Im \langle \Psi_0 | \tilde{c}_{\mathbf{q}\sigma} \frac{1}{\omega + i\eta - (\mathcal{H} - E_0)} \tilde{c}_{\mathbf{q}\sigma}^\dagger | \Psi_0 \rangle, \quad (8)$$

where  $\eta \rightarrow +0$ , which is replaced by a small positive number in the actual calculations to give an artificial broadening of the spectra. We use a cluster of 20 sites with periodic boundary condition for these calculations (see Fig. 2), where the independent available momenta in the Brillouin zone,  $\mathbf{q}_0, \dots, \mathbf{q}_{10}$ , are also shown. They are at  $\mathbf{q}_i = m\mathbf{b}_1 + n\mathbf{b}_2$  with  $\mathbf{b}_1 = 2\pi/5(1, 1/\sqrt{3})$  and  $\mathbf{b}_2 = (0, \pi/\sqrt{3})$ , where  $(m, n)$  are  $(0, 0)$  for  $\mathbf{q}_0$ ,  $(1, 0)$  for  $\mathbf{q}_1$ ,  $(3, -1)$  for  $\mathbf{q}_2$ ,  $(2, -1)$  for  $\mathbf{q}_3$ ,  $(1, 1)$  for  $\mathbf{q}_4$ ,  $(0, 2)$  for  $\mathbf{q}_5$ ,  $(0, 1)$  for  $\mathbf{q}_6$ ,  $(2, 0)$  for  $\mathbf{q}_7$ ,  $(1, -1)$  for  $\mathbf{q}_8$ ,  $(2, -2)$  for  $\mathbf{q}_9$ , and  $(1, -2)$  for  $\mathbf{q}_{10}$ . In the following, we will in particular examine the cluster with two vacancies, i.e.,  $n = 0.9$ .

To calculate the temperature  $T$  dependence of the specific heat  $C(T)$ , magnetization  $M(T)$  under uniform magnetic field  $h$ , and uniform magnetic susceptibility  $\chi(T) =$

$\lim_{h \rightarrow 0} (\partial M / \partial h)_T$ , the Hamiltonian for a smaller-size cluster of 12 sites (see Fig. 2) is fully diagonalized to calculate the partition function.<sup>15,16</sup> We add the Zeeman term  $-h \sum_i S_i^z$  to the Hamiltonian Eq. (1) when we calculate the magnetic response of the system. In the following, we will in particular examine this cluster with one vacancy ( $n = 0.92$ ) and two vacancies ( $n = 0.83$ ).

### III. RESULTS OF CALCULATION

#### A. Ground-state phase diagram

The ground-state phase diagram in the parameter space of the present model at  $R = 0$  has been obtained by Fuseya and Ogata,<sup>13</sup> which we have also reproduced successfully. Here, we briefly review their results. The phases obtained are as follows: the region of phase separation (phase-I), the region of Fermi liquid with strong spin fluctuations (phase-II), the region of new-type anomalous quantum liquid (phase-III), and the region of ferromagnetism (phase-IV), where we follow their notations of the phases. They have put special emphasis on the phase-III, which has been argued to be the region of “spin-charge separation” and may be relevant with the anomalous features of the doped Mott region of the  $^3\text{He}$  monolayer.

In the following, we in particular examine the region of this new-type anomalous quantum liquid (phase-III) using the parameter values  $J = -0.3$  and  $K = 0.06$ , which we compare with the results of other regions when necessary, i.e., the region of ferromagnetism (phase-IV) using  $J = -0.3$  and  $K = 0$  and the region of Fermi liquid (phase-II) using  $J = -0.3$  and  $K = 0.15 - 0.2$ .

#### B. Specific heat and entropy

The calculated results for the temperature dependence of the specific heat  $C(T)$  at  $n = 0.83$  and  $0.92$  are shown in Fig. 3. We find that there appears a double-peak structure in  $C(T)$  at  $K = 0.06$  (corresponding to the new-type anomalous quantum-liquid phase); i.e., a sharp peak at low temperatures and a very broad peak extending over high temperatures. The double-peak structure is not clearly seen at  $K = 0$  and  $0.15 - 0.2$ . We should note here that the specific heat coefficient  $\gamma$ , where  $C(T) = \gamma T$  at low temperatures, cannot be deduced from the present calculations since  $C(T)$  decays exponentially at low temperatures due to the discreteness of the energies of finite-size systems.

We will show in Sec. III D that the low-temperature sharp peak comes from the excitation of the spin degrees of freedom of the system and the broad high-temperature peak comes from the excitations of the density degrees of freedom of the system. In other words, the width of the sharp low-energy peak scales with the exchange interactions between spins (a combination of  $J$  and  $K$ )

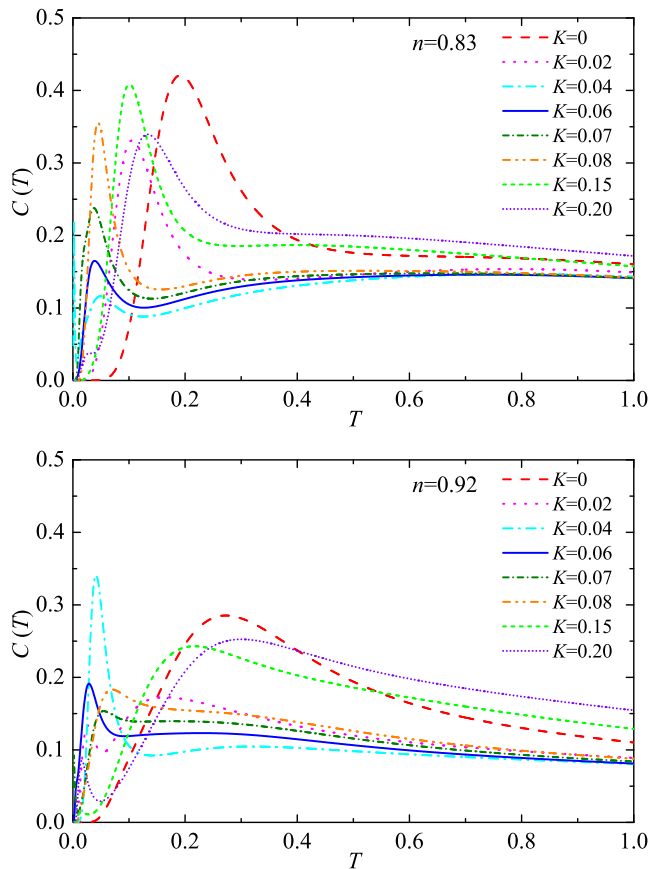


FIG. 3: (Color online) Calculated temperature dependence of the specific heat (per site) of the  $t$ - $J$ - $K$  model at  $J = -0.3$ . We use the cluster of 12 sites with two vacancies ( $n = 0.83$ ) in the upper panel and with one vacancy ( $n = 0.92$ ) in the lower panel.

and the width of the broad high-energy peak scales with the hopping parameter  $t$  of the vacancy.

It is interesting to note that the double-peak structure in the specific heat  $C(T)$  due to the separation in their energy scales between spin and density degrees of freedom has previously been discussed in the context of the low-energy excitations in the Hubbard ladder systems with charge ordering instability although the latter is for the insulating systems with a charge gap.<sup>17</sup> In Sec. IV, we will compare the obtained double-peak structure with experiment<sup>11,12</sup>. We also calculate the temperature dependence of the entropy  $S(T)$  (not shown here), which will be compared with experiment<sup>12</sup> also in Sec. IV.

### C. Uniform magnetic susceptibility

The calculated results for the temperature dependence of the uniform magnetic susceptibility  $\chi(T)$  are shown in Fig. 4. We find that the temperature variation is strongly dependent on the value of  $K$ : (i) When  $0 \leq K \lesssim 0.04$ ,

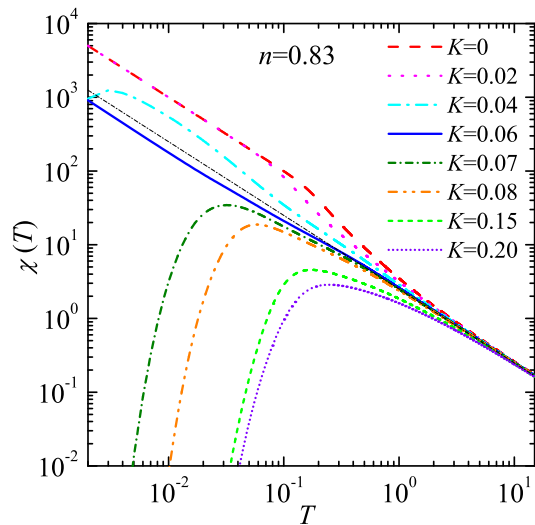


FIG. 4: (Color online) Calculated temperature dependence of the uniform magnetic susceptibility of the  $t$ - $J$ - $K$  model at  $J = -0.3$ . We use the cluster of 12 sites with two vacancies:  $n = 0.83$ . Straight line corresponds to the Curie law,  $\chi(T) = C/T$ , where  $C$  is the Curie constant.

$\chi(T)$  is strongly enhanced in comparison with the Curie susceptibility  $\chi(T) = C/T$ , resulting in the ferromagnetic spin polarization at low temperatures. (ii) When  $K = 0.06$  at which the frustration in the spin degrees of freedom is the largest,  $\chi(T)$  is slightly suppressed in comparison with the Curie law. Here, the ground state is highly degenerate due to the frustration of the spin degrees of freedom; in our cluster, the degeneracy is 15 fold. (iii) When  $K \gtrsim 0.07$ ,  $\chi(T)$  is rapidly suppressed with decreasing temperatures. Here, the ground state of the system is spin singlet without degeneracy.

It should be noted that these results come basically from the finite-size effects of small clusters. However, we may infer the intrinsic nature of the infinite-size system and its  $K$  dependence from the low-energy behavior under the magnetic field. The results for  $\chi(T)$  thus obtained are compared with experiment in Sec. IV.

### D. Spin and density excitation spectra

The calculated results for the spin and density excitation spectra at  $K = 0.06$  are shown in Fig. 5. The excitation spectra for the corresponding noninteracting infinite-size system,  $N_0(\mathbf{q}, \omega) = 2S_0(\mathbf{q}, \omega)$ , are also shown for comparison. We find the following. The spectral weight for the spin excitations is concentrated on a very low-energy region of around  $\omega \lesssim 1$ . This reflects the presence of a large number of nearly degenerate low-energy states coming from the frustrated nature of the spin degrees of freedom. The low-energy spectral weight is extended over the entire Brillouin zone, rather than special momenta, reflecting the spatially localized nature of the

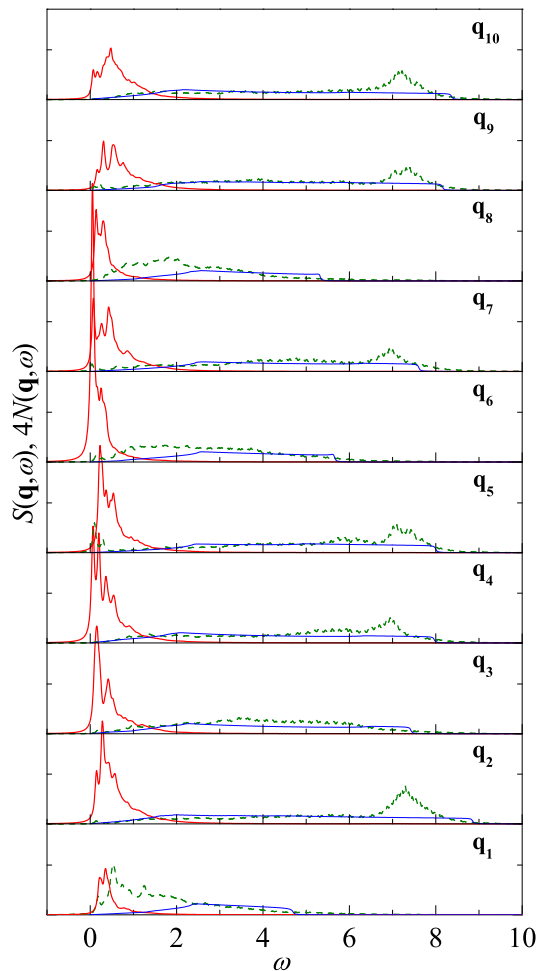


FIG. 5: (Color online) Calculated spin (solid line) and density (dashed line) excitation spectra of the  $t$ - $J$ - $K$  model at  $J = -0.3$  and  $K = 0.06$ .  $\eta = 0.04$  is assumed. We use the 20-site cluster with two vacancies ( $n = 0.9$ ). The spectra for the noninteracting infinite system  $N_0(\mathbf{q}, \omega)$  are also shown for comparison (thin solid line).

spin fluctuations. The spectral weight for the density excitations, on the other hand, extends over a wide energy range of about  $0 < \omega \lesssim 9$  (entire band width), which is more or less resembles the spectrum of the noninteracting system.

From these results, we may say that the spin and density excitations are clearly separated in their energy scales: i.e., the spin excitations concentrate on the low energy regions, the width of which scales with the exchange interactions (a combination of  $J$  and  $K$ ), and the charge excitations extend over the entire band width, which scales with the hopping parameter  $t$  of the vacancy. With increasing  $K$ , we find the upward shift of the low-energy spectral weight of the spin excitations; e.g., at  $K = 0.15 - 0.2$ , we find the peaks at a higher-energy region of around  $0 < \omega \lesssim 5$ , where the momentum dependence of the positions of the peaks becomes significant as

well. Thus, the separation between the energy scales of the spin and density excitations becomes weaker.

We should note that the energy range where the spectral weight of the spin excitations accumulates, i.e.,  $0 < \omega \lesssim 0.1$ , corresponds well to the temperature range where the low-temperature sharp peak in the calculated specific heat  $C(T)$  appears. We should also note that the broad spectra extending over the entire band width correspond well to the very broad high-temperature peak in the calculated result for  $C(T)$ . We may therefore conclude that the separation between the spin and density excitations in their energy scales is responsible for the double-peak structure of the temperature dependence of the specific heat.

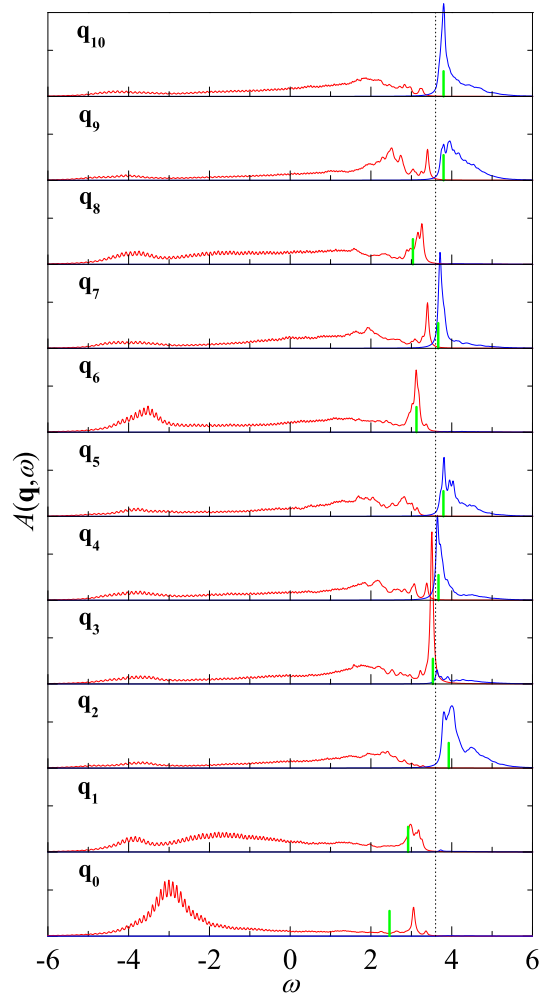


FIG. 6: (Color online) Calculated single-particle excitation spectra of the  $t$ - $J$ - $K$  model for the ground state of the 20-site cluster with two vacancies ( $n = 0.9$ ). Vertical dotted line represents the Fermi energy. Vertical bars represent the position of the noninteracting band dispersion with a reduced hopping parameter  $t_{\text{eff}} = t/6$ . We assume  $J = -0.3$ ,  $K = 0.06$ , and  $\eta = 0.04$

### E. Single-particle excitation spectra

The calculated results for the single-particle excitation spectra  $A(\mathbf{q}, \omega)$  are shown in Fig. 6. From the results, we can deduce the possible quasiparticle band structure and hence the Fermi-surface topology. We find the following. There are broad and incoherent spectral features over a wide energy range corresponding to the total band width of the noninteracting dispersion, i.e.,  $-5 \lesssim \omega \lesssim 5$ , but there emerge the sharp quasiparticle-like peaks with a characteristic dispersion in the vicinity of the Fermi energy. This result is similar to the case of the square-lattice  $t$ - $J$  model near half filling.<sup>18,19</sup> Let us assume this to be the consequence of the presence of fermionic quasiparticles. Then, we find the quasiparticle band structure to be fitted well by the noninteracting band dispersion with a reduced hopping parameter  $t_{\text{eff}}$  or with an enhanced effective mass  $m^*$  of the quasiparticle (see Fig. 7). From the fitting, we find the value

$$t_{\text{eff}} = \frac{m}{m^*} t \simeq (1/6)t \quad (9)$$

or  $m^*/m \simeq 6$  at  $n = 0.9$  and  $K = 0.06$ . The present results also suggests that the Fermi-surface topology of the quasiparticles is equivalent to that of the noninteracting system since the quasiparticle band can be obtained only by assuming that the band width is reduced (or the band mass is enhanced). Thus, the Fermi surface is large (i.e., its area  $\propto n$ ) rather than small (i.e., its area  $\propto (1 - n)$ ). The doping dependence of  $m^*$  should be interesting, in particular whether  $m^*$  diverges or not at  $n \rightarrow 1$ . However, we cannot answer this question in our small-cluster study; the behavior of  $m^*$  even in the square-lattice  $t$ - $J$  model still remains to be a puzzle.

We may also assume that the quasiparticle band width shown in Fig. 7 may scale well with the energy of the spin excitations, i.e., a combination of the exchange parameters  $J$  and  $K$ , while the entire band width ( $\sim 9t$ ) of the broad spectral features shown in Fig. 6 scales with  $t$ , as in the case of the square-lattice  $t$ - $J$  model near half filling.<sup>18,19</sup> Thus, we again find the separation between the spin and density degrees of freedom in their energy scales. The quasiholes (or quasiparticles as their conjugate) are thus the vacancies dressed by the spin excitations. We should note therefore that the spin and density degrees of freedom are not exactly separated in this sense, unlike in the Tomonaga-Luttinger liquid in the one-dimensional interacting fermion systems.<sup>20</sup> Only the energy scales are different. Further experimental and theoretical studies will be required to clarify the true low-energy physics of the system.

We may also point out that the enhanced effective mass of the quasiparticle band structure may partly be responsible for the enhancement of the effective mass  $m^*/m$  determined from the specific heat coefficient  $\gamma$  although the latter cannot be obtained from our finite-size calculations. In Sec. IV, we compare the effective mass obtained from the quasiparticle band dispersion with experiment.

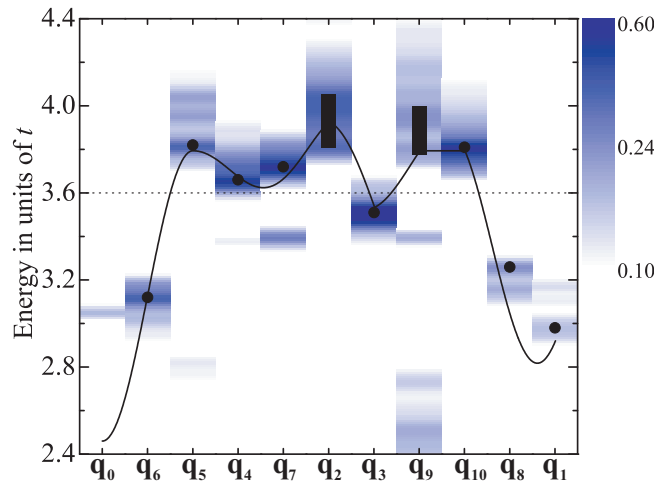


FIG. 7: (Color online) Quasiparticle band structure of the  $t$ - $J$ - $K$  model. Darkness of the shadow is in proportion to the spectral weight  $A(\mathbf{q}, \omega)$  shown in Fig. 6. Solid circles and bars represent the peak positions of the single-particle spectra. The peak positions are fitted with the noninteracting band structure (solid line) with a reduced hopping parameter  $t_{\text{eff}} = t/6$ . Horizontal line is the Fermi energy.

### IV. COMPARISON WITH EXPERIMENT

The calculated results for the heat capacity  $C(T)$  at  $J = -0.3$  and  $K = 0.06$  (see Sec. III B) at the fillings of  $n = 0.92$  and  $0.83$  are compared with experiment in Fig. 8(a). We here assume the value of  $t$  determined so as to reproduce the higher-temperature peak observed in  $C(T)$  at  $n = 0.92$ , i.e.,  $t = 43.8$  mK, so that we have  $|J| = 13.1$  mK and  $K = 2.63$  mK with keeping the ratio  $t : |J| : K = 1 : 0.3 : 0.06$ . We also assume that the total area of the sample used in experiment ( $556$  m<sup>2</sup>) is uniformly active and contributes to the heat capacity. We should note that the results for the temperature region  $T \lesssim 1$  mK are not reliable because of the finite-size effects where the discreteness of the energies in the system gives the exponential decay of the heat capacity at low temperatures.

We then find the fair agreement with experiment; in particular, the double-peak structure in  $C(T)$ , i.e., the lower-temperature peak that comes from the spin excitations and higher-energy peak that comes from the density excitations of the system, are reasonably well reproduced. More precisely, we find that our calculated results reproduce the experimental tendency that, near half filling, the lower-temperature peak is high but with increasing the vacancy concentration, the higher-temperature peak becomes larger and simultaneously the peaks shift to higher temperatures.

Note that the specific heat coefficient  $\gamma$  (or the effective mass) cannot be estimated from the present calculations of  $C(T)$  due to finite-size effects. However, we find that the value of the enhanced effective mass  $m^*/m \simeq 6$  esti-

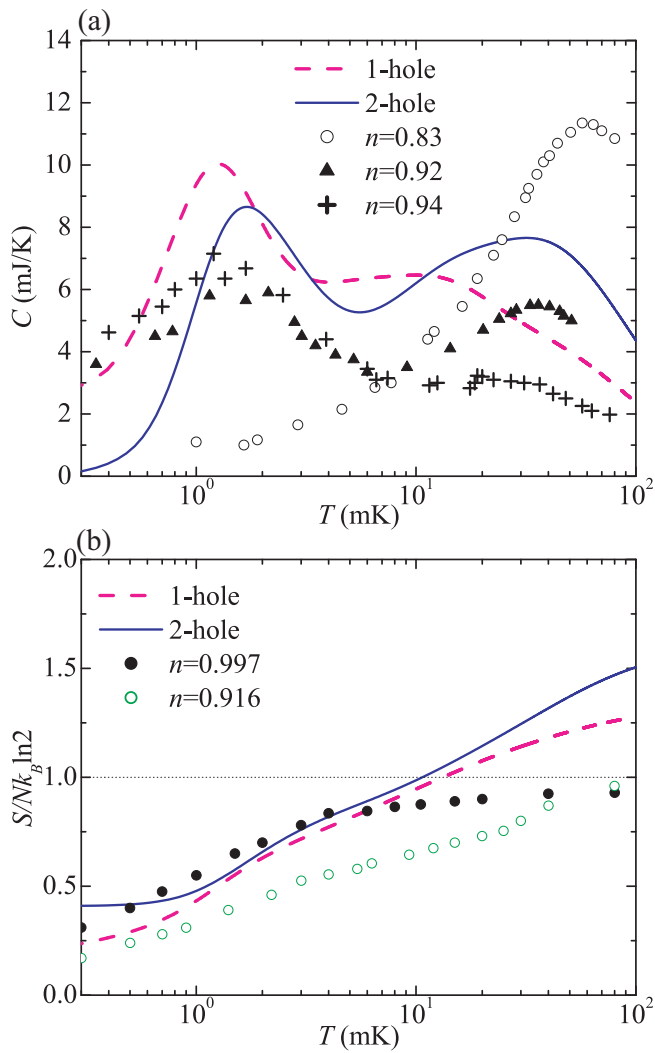


FIG. 8: (Color online) Temperature dependence of (a) the heat capacity  $C(T)$  in units of mJ/K and (b) entropy  $S(T)$  divided by the entropy of  $N$  free spins  $Nk_B \ln 2$ . Comparisons between theory (solid and dashed lines) and experiment (symbols) are shown. Experimental data are taken from Refs.<sup>11,12</sup>.

ated from the calculated quasiparticle band structure (see Sec. III E) is consistent with the experimental value  $\sim 7.5 - 10$  estimated from the observed temperature dependence of  $C(T)$  at  $n = 0.89$ .<sup>12</sup> Here, we should note that the definition of  $m^*$  in the experimental specific heat coefficient is two-fold: one is the value deduced from the lower-temperature peak and the other is the value deduced from the higher-temperature peak. The two values are, however, not very different at least for  $n \lesssim 0.9$ , so that we can make comparison with our theoretical value. Then, it seems reasonable to assume that the renormalization of the band structure due to the spin excitations is mainly responsible for the observed enhancement of the effective mass.<sup>12</sup> Thus, stated differently, the specific heat coefficient  $\gamma$  should be determined predominantly by the spin excitations of the system.

The calculated results for the entropy  $S(T)$  are also compared with experimentally determined<sup>12</sup> entropy in Fig. 8(b). We again find the fair agreement in their general tendencies. More precisely, we find that the calculated curves of  $C(T)$  cross the line of the entropy of  $N$  free spins  $Nk_B \ln 2$  at  $\sim 10$  mK, at which the lower-temperature peak in  $C(T)$  terminates. This result also supports that the lower-temperature peak in  $C(T)$  comes from the excitations of the spin degrees of freedom of the system. The higher-energy peak should therefore come from the density degrees of freedom or motions of vacancies in the system. Note that the experimentally determined<sup>12</sup> entropy is significantly smaller than  $Nk_B \ln 2$  even in the vicinity of half filling,  $n = 0.997$ , and even at temperatures of 10–20 mK where the lower-temperature peak in  $C(T)$  terminates. The missing entropy may reside in the region of much lower temperatures that the present experiment does not approach.<sup>21</sup>

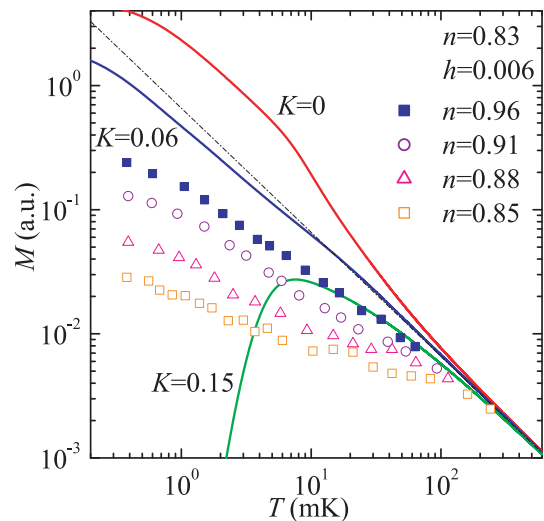


FIG. 9: (Color online) Temperature dependence of the magnetization  $M$  under the uniform magnetic field  $h$ . Comparison between theory (solid lines) and experiment (symbols) is shown. The straight line corresponds to the Curie law. Experimental data are taken from Ref.<sup>22</sup>.

The calculated results for the magnetization under the uniform magnetic field are compared with experiment in Fig. 9. We should note that the experimentally applied magnetic field, which is  $h = 0.006$  in our calculations, is very small in comparison with the energy scales of the  $^3\text{He}$  system, so that the behavior of the magnetization under the uniform magnetic field is the same as that of the uniform magnetic susceptibility defined at  $h \rightarrow 0$ .

We find that, although the finite-size effect is strong at low temperatures, the calculated magnetization at  $K = 0.06$  is consistent with experiment in the sense that the value is somewhat smaller than the value expected from the Curie law  $M(T) = \chi(T)h = Ch/T$ . For more quantitative comparison, however, one would need the techniques appropriate for treating infinite-size systems,

so that experimentally observed plateau-like behavior<sup>22</sup> in the temperature dependence of the magnetization can be explained.

## V. SUMMARY

We have used an exact-diagonalization technique on small clusters to study the low-energy physics of the triangular-lattice  $t$ - $J$  model with the multiple-spin exchange interactions, whereby we have considered the anomalous properties observed in the doped Mott region of the two-dimensional liquid  $^3\text{He}$  adsorbed on a graphite surface. We have calculated the temperature dependence of the specific heat, entropy, and uniform magnetic susceptibility, as well as the spin and density excitation spectra and single-particle spectra for the model, and have considered their implications.

We have shown the following:

- (1) The double-peak structure appears in the temperature dependence of the specific heat. The result is quantitatively consistent with experiment. The low-temperature sharp peak comes from the spin excitations and high-temperature broad peak comes from the density excitations.
- (2) The spectral weight for the spin excitations is concentrated on a very low-energy region, the width of which scales with the exchange interactions, while that of the density excitations extends over an entire band width, which scales with the hopping parameter of the vacancy. The clear separation between spin and density excitations in their energy scales is thus found.
- (3) The accumulation of the spectral weight of the spin excitations comes from the frustrated nature of the spin degrees of freedom of the system; i.e., the ferromagnetic two-spin interactions  $J$  compete with the antiferromag-

netic four-spin interactions  $K$  on the geometrically frustrated triangular lattice.

(4) The single-particle excitation spectra suggest that the vacancies behave like the fermionic quasiparticles dressed by the spin excitations, of which the effective band mass is estimated to be  $m^*/m \simeq 6$  at  $n = 0.9$ , in consistent with the effective mass measured from the specific heat coefficient.

(5) The temperature dependence of the spin susceptibility shows a suppressed Curie-like behavior, reflecting the situation where the ground state is highly degenerate due to the frustrated nature of the spin degrees of freedom.

We hope that the present study will shed more light on the physics of the two-dimensional  $^3\text{He}$  systems and stimulate further experimental and theoretical studies of the systems in greater details. We have focused on the doped Mott region of the monolayer  $^3\text{He}$  in this paper. However, it has recently been reported<sup>23</sup> that the bilayer  $^3\text{He}$  systems also contain rich physics concerning heavy fermions with quantum criticality, which we want to leave for future study.

## Acknowledgments

Enlightening discussions with Professors Hiroshi Fukuyama and John Saunders are gratefully acknowledged. This work was supported in part by Grants-in-Aid for Scientific Research (Nos. 18028008, 18043006, 18540338, and 19014004) from the Ministry of Education, Culture, Sports, Science and Technology of Japan. TS acknowledges financial support from JSPS Research Fellowship for Young Scientists. A part of computations was carried out at the Research Center for Computational Science, Okazaki Research Facilities, and the Institute for Solid State Physics, University of Tokyo.

- 
- <sup>1</sup> For a recent review, see H. Fukuyama, *J. Phys. Soc. Jpn.* **77**, at press in No. 11 (2008); also see references therein.
  - <sup>2</sup> M. Roger, *Phys. Rev. Lett.* **64**, 297 (1990).
  - <sup>3</sup> M. Roger, C. Bäuerle, Y. M. Bunkov, A. S. Chen, and H. Godfrin, *Phys. Rev. Lett.* **80**, 1308 (1998).
  - <sup>4</sup> G. Misguich, B. Bernu, C. Lhuillier, and C. Waldtmann, *Phys. Rev. Lett.* **81**, 1098 (1998).
  - <sup>5</sup> T. Momoi, H. Sakamoto, and K. Kubo, *Phys. Rev. B* **59**, 9491 (1999).
  - <sup>6</sup> T. Momoi, P. Sindzingre, and N. Shannon, *Phys. Rev. Lett.* **97**, 257204 (2006).
  - <sup>7</sup> C. Bäuerle, Y. M. Bunkov, A. S. Chen, D. J. Cousins, H. Godfrin, M. Roger, and S. Triqueneaux, *Physica B* **280**, 95 (2000).
  - <sup>8</sup> S. Watanabe and M. Imada, *J. Phys. Soc. Jpn.* **76**, 113603 (2007).
  - <sup>9</sup> A. F. Andreev and I. M. Lifshitz, *Sov. Phys. JETP* **29**, 1107 (1969).
  - <sup>10</sup> H. Matsuda and T. Tsuneto, *Prog. Theor. Phys. Suppl.* **46**, 411 (1970).
  - <sup>11</sup> Y. Matsumoto, D. Tsuji, S. Murakawa, H. Akisato, H. Kambara, and H. Fukuyama, *J. Low Temp. Phys.* **138**, 271 (2005).
  - <sup>12</sup> Y. Matsumoto, D. Tsuji, S. Murakawa, C. Bäuerle, H. Kambara, and H. Fukuyama, unpublished (2007).
  - <sup>13</sup> Y. Fuseya and M. Ogata, preprint cond-mat/0804.4329.
  - <sup>14</sup> K. Seki, T. Shirakawa, and Y. Ohta, *J. Phys.: Conf. Ser.*, in press (2008).
  - <sup>15</sup> N. Shannon, B. Schmidt, K. Penc, and P. Thalmeier, *Eur. Phys. J. B* **38**, 599 (2004).
  - <sup>16</sup> N. Elstner and A. P. Young, *Phys. Rev. B* **50**, 6871 (1994).
  - <sup>17</sup> Y. Ohta, T. Nakaegawa, and S. Ejima, *Phys. Rev. B* **73**, 045101 (2006).
  - <sup>18</sup> R. Eder and Y. Ohta, *Phys. Rev. B* **50**, 10043 (1994).
  - <sup>19</sup> R. Eder, Y. Ohta, and S. Maekawa, *Phys. Rev. Lett.* **74**, 5124 (1995).
  - <sup>20</sup> See, e.g., T. Giamarchi, *Quantum Physics in One Dimension* (Oxford University Press, New York, 2004).
  - <sup>21</sup> H. Fukuyama, private communication.
  - <sup>22</sup> S. Murakawa *et al.*, *AIP Conf. Proc.* **850**, 311 (2006).



<sup>23</sup> M. Neumann, J. Nyéki, B. Cowan, and J. Saunders, *Science* **317**, 1356 (2007).