

Optical tornadoes in photonic crystals

Masaru Onoda¹ and Tetsuyuki Ochiai²

¹*Department of Electrical and Electronic Engineering,
Faculty of Engineering and Resource Science, Akita University,
1-1 Tegata Gakuenmachi, Akita 010-8502, Japan and*

²*Quantum Dot Research Center, National Institute for Materials Science (NIMS), 1-1 Namiki, Tsukuba 305-0044, Japan
(Dated: November 3, 2018)*

Based on an optical analogy of spintronics, the generation of optical tornadoes is theoretically investigated in two-dimensional photonic crystals without space-inversion symmetry. We address its close relation to the Berry curvature in crystal momentum space, which represents the non-trivial geometric property of a Bloch state. It is shown that the Berry curvature is easily controlled by tuning two types of dielectric rods in a honeycomb photonic crystal. Then, Bloch states with large Berry curvatures appear as optical tornadoes in real space. The radiation force of such a configuration is analyzed, and its possible application is also discussed.

PACS numbers: 03.65.Vf, 42.15.Eq, 42.70.Qs, 72.25.-b,

Spintronics is usually discussed in terms of its aspect as magnetoelectronics, but it can be also interpreted as a technology to control electronic angular momentum via band(gap) engineering. The band engineering has been a key ingredient in electronics, and nowadays also in optics [1, 2] and acoustics [3, 4], where artificial materials with periodic structures play the same role as solid crystals in electronics. The band engineering in every system realizes various types of functionalities by designing bandgaps and band dispersions of Bloch waves. Electronics utilizes these factors to control the electronic charge transport. Then, spintronics attempts to control the electronic spin transport. However, in contrast to the charge, each spin component is not necessarily conserved in the transport process and intricately changes in some cases due to the spin-orbit interaction. However, at the same time, we can efficiently use this interaction to control the spin transport as demonstrated, for example, in the spin Hall effect [5, 6], where applied electric field generates the spin current perpendicular to the field. Berry's geometric phase [7] of a Bloch state is a key ingredient for the intrinsic mechanism of this effect [8, 9]. More specifically, there appears non-zero Berry curvature in each Bloch band relevant to the effect. In most cases, the spin-orbit interaction is essential for the emergence of this non-trivial geometric property.

The spin-orbit interaction is a relativistic effect and can be crucial not only in a specific crystal structure. Photon is a relativistic particle of spin 1 and has the spin-orbit interaction in an extreme form which is often represented as the transversality condition. Consequently, electromagnetic waves in inhomogeneous media also show the non-trivial geometric property [10, 11]. For instance, the transverse shift of an optical beam reflected or refracted at an interface, which is conventionally known as the Imbert-Fedorov effect [12, 13] in total internal reflection, is naturally interpreted as the optical spin Hall effect [14, 15, 16]. The above mechanism of optical Hall

effect was given a more general flavor on the stage of a two-dimensional photonic crystal (PhC) which breaks the space-inversion symmetry (SIS) [14, 17] and/or the time-reversal symmetry [18, 19]. When a parameter for the symmetry breaking is changed, photonic bands show frequent crossing and repulsion with each other. There appear large Berry curvatures at nearly degenerate points in momentum space [20]. It was also suggested that a wave-packet constructed from Bloch waves around such a state seems to involve a kind of rotational motion [17]. However, any definite physical pictures in real space have not yet been given to such Bloch waves.

In this paper, an optical analogy of spintronics in PhCs is theoretically investigated. That is, we attempt to utilize optical angular momentum via band engineering taking into account the above background information. For this purpose, we address how the Berry curvature in momentum space affects physical properties of Bloch waves in real space. We focus on the electromagnetic momentum density and the radiation force of a state with a large Berry curvature. It is shown that the Berry curvature of a photonic Bloch state in momentum space has a close relationship to the vortex structure of its momentum flow in real space. This would open up a new way to realize an optical mixer which can selectively scramble and transport a specific kind of nanoparticles. It would serve for a broad range of research fields as well as the optical tweezers technology does.

Band engineering for the designing of Berry curvature — The Berry curvature $\Omega(\mathbf{k})$ of a photonic Bloch state with a crystal momentum \mathbf{k} stands for its geometric aspect [17]. As well as the generality of band engineering in several different systems, e.g., electronic, photonic and phononic systems, the Berry curvature of a Bloch state shares a common property in every system. The most prominent one is its scaling behavior around a nearly-degenerate point \mathbf{k}_0 [20]. Especially for the typical case

in a two-dimensional system, the scaling behavior is represented by

$$\Omega_z(\mathbf{k}) \propto \frac{v^2 \Delta}{(v^2 |\mathbf{k} - \mathbf{k}_0|^2 + \Delta^2)^{\frac{3}{2}}}, \quad (1)$$

where Δ is the inter-band separation and v is a nominal velocity constant around \mathbf{k}_0 . This property enables us to control the Berry curvature via the photonic band engineering.

Here we study this tunability in a honeycomb PhC [21] without SIS. The PhC consists of two (A and B) types of circular rods. We can tune the difference between the two types of rods through their dielectric constants $\varepsilon_{A(B)}$ or radii $r_{A(B)}$. The dielectric constant of the background medium ε_b is taken to be different from both of ε_A and ε_B . When all the rods are identical, the PhC recovers the SIS, and its point group is C_{6v} . The point group at the K point (G_K) is C_{3v} , which has two one-dimensional irreducible representations and one two-dimensional irreducible representation. Thus, the modes at the K point are either non-degenerate or doubly degenerate. When the SIS is broken, the point group of the PhC and G_K becomes C_{3v} and C_3 , respectively, and the doubly-degenerate modes are lifted. For simplicity, we focus on the case $r_A = r_B$. The degree of SIS breaking and the inter-band separation of the lifted modes at the K point are controlled through $(\varepsilon_A - \varepsilon_B)$.

Berry curvature and optical tornado— Figure 1 shows the photonic band structure of a honeycomb PhC with the lattice constant a , which is obtained by the photonic Korringa-Kohn-Rostoker method [22]. The black lines stand for the bands of transverse magnetic (TM) mode and the red lines for those of transverse electric (TE) mode. We can see various types of nearly degenerate points. Here we focus on the nearly degenerate partners of the TE first and second bands at the K point. The Berry curvature of the TE first band is shown in Fig. 2. As well as the pattern in Fig. 2, the Berry curvature of every band has the three-fold symmetry, while every band dispersion exhibits six-fold symmetry. For bands which are not globally degenerate in the Brillouin zone, these symmetric patterns are understood by the following arguments. With a symmetry operation \mathcal{S} of the point group, the energy dispersion $\omega(\mathbf{k})$ satisfies a simple relation $\omega(\mathcal{S}^{-1}\mathbf{k}) = \omega(\mathbf{k})$. On the other hand, the Berry curvature $\Omega(\mathbf{k})$ satisfies a relation for an axial vector field in momentum space, just like a magnetic field in real space. When the time-reversal symmetry is preserved, we can also tell $\omega(-\mathbf{k}) = \omega(\mathbf{k})$ and $\Omega(-\mathbf{k}) = -\Omega(\mathbf{k})$. At a nearly degenerate point, the Berry curvatures of upper and lower bands have the opposite sign with each other because of the topological charge (Chern number) conservation [23]. Their signs interchange with each other by reversing ε_A and ε_B .

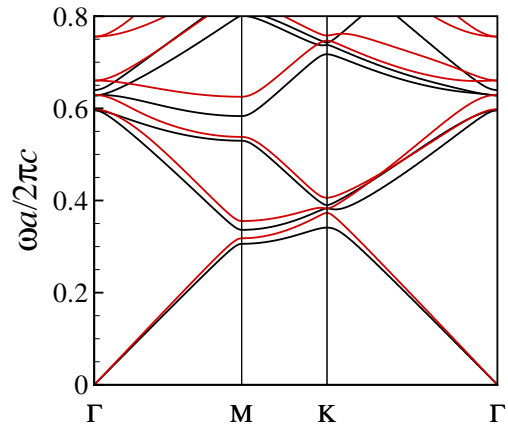


FIG. 1: Photonic band structure of the honeycomb PhC with $\varepsilon_A = 1.44, \varepsilon_B = 1, \varepsilon_b = 4, r_A = r_B = 0.2a$. Black lines for the transverse magnetic (TM) mode and red lines for the transverse electric (TE) mode.

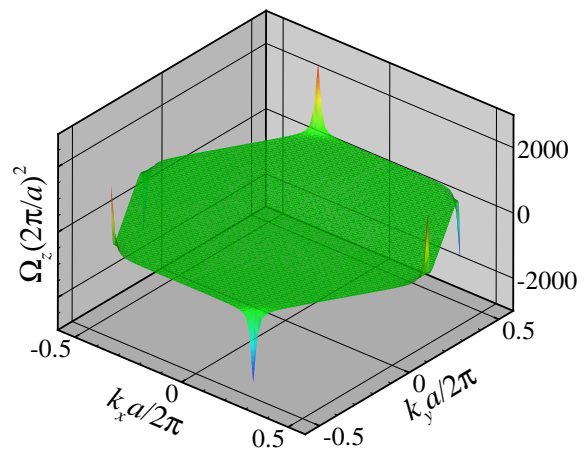


FIG. 2: Berry curvature of the TE first band in Fig. 1.

Next, let us check the real space configurations of states with large Berry curvatures. Figure 3 shows the time-averaged Minkowski momentum density $\mathbf{D} \times \mathbf{B}$ of the Bloch state at the K point in the TE first band. Only the configuration in a single Wigner-Seitz unit cell is shown. The inset is for the state at a point slightly shifted from the K point in the same band. In the present case, $\varepsilon_{A(B)} < \varepsilon_b$, the momentum flow of the TE first band swirls mainly around the center of the unit cell. However, in the case $\varepsilon_{A(B)} > \varepsilon_b$, there can appear eddies mainly at the corners of the unit cell. In any case, here we call such a Bloch state with vortex structure as an optical tornado. This is because, just like a real tornado, the possible propagation direction of an optical tornado can be perpendicular to its rotation vector, as shown in the inset of Fig. 3. This point is a noticeable difference between the optical tornado and a Laguerre-Gauss beam

with orbital angular momentum in free space.

There is a complementary property between the tornadoes of upper and lower bands around a nearly degenerate point. The orientation of a tornado around the K point is clockwise for the TE first band (Fig. 3), while that is counter-clockwise for the TE second band (not shown). Here one may think that the tornadoes are specific to the K point in the hexagonal Brillouin zone, which is special in a sense that the point group is nontrivial. However, we can also find such tornadoes at a nearly-accidental-degenerate point of a square lattice PhC without SIS. The point group of this PhC is trivial, having no symmetry operation other than identity one.

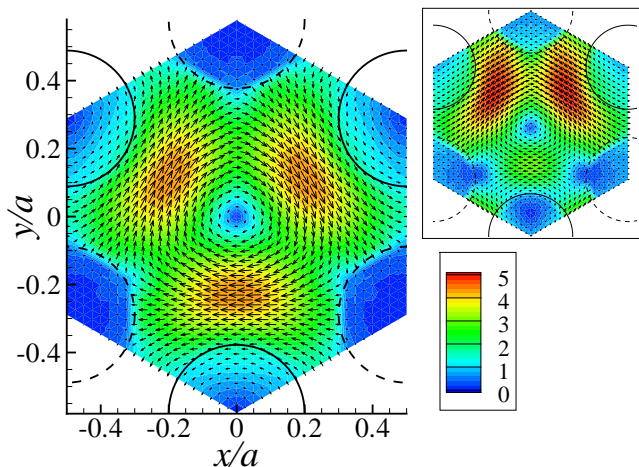


FIG. 3: Minkowski momentum density of the Bloch state at the K point, $(\frac{4\pi}{3a}, 0)$, of the TE first band, see Fig. 1. Inset for the state at the point, $(\frac{4\pi}{3a} - 0.004 \times \frac{2\pi}{a}, 0)$, of the same band. The circles of solid and dashed lines stand for A-type and B-type rods, respectively. In each panel, the magnitude is normalized by the average energy density/ c . Color contour stands for the absolute value in the main panel and that multiplied by 4 in the inset.

Radiation force induced by optical tornado— Finally, we consider the radiation force acting on a small particle in the PhC. Here we are assuming the situation in which the background medium is an ideal liquid with ϵ_b . When the particle size is sufficiently smaller than a typical wave length, the particle behaves like an electric dipole \mathbf{p}_e induced by the applied field of a Bloch state. In the non-relativistic dynamics of a dipole, the ponderomotive force is given in terms of the Lorentz force [24] as,

$$\mathbf{F} \cong (\mathbf{p}_e \cdot \nabla) \mathbf{E} + \frac{d\mathbf{p}_e}{dt} \times \mathbf{B}. \quad (2)$$

The same effect should be also estimated in terms of the Maxwell stress tensor \vec{T} containing both the contributions of applied field and dipole radiation as $\mathbf{F} = \int \vec{T} \cdot d\mathbf{s}$, where the integral is taken over a surface just outside the particle. This leads to the estimation in Ref. [25] which is different from Eq. (2). However, in both estimations,

the time-averaged force takes the common form [26],

$$\begin{aligned} \langle \mathbf{F} \rangle &\cong \frac{1}{2} \Re \left[\alpha_p^*(\omega) \tilde{\mathbf{E}}_i^* \nabla \tilde{\mathbf{E}}_i \right] \\ &= \frac{\alpha_R(\omega)}{4} \nabla |\tilde{\mathbf{E}}|^2 + \frac{\alpha_I(\omega)}{2} \Im \left[\tilde{\mathbf{E}}_i^* \nabla \tilde{\mathbf{E}}_i \right] \end{aligned} \quad (3)$$

where $\tilde{\mathbf{E}}$ stands for the complex amplitude of a harmonic electric field $\mathbf{E}(t) = \Re[\tilde{\mathbf{E}}e^{-i\omega t}]$, $\alpha_p(\omega) = \alpha_R(\omega) + i\alpha_I(\omega)$ is the complex polarizability of the particle. Readers can find the polarizability $\alpha_p(\omega)$ for a spherical object of a radius r_p with a complex permittivity $\epsilon_p(\omega)$ in Ref. [27],

$$\alpha_p(\omega) \cong \alpha_p^{(nr)}(\omega) \left[1 - i \frac{(\epsilon_b \mu_b)^{\frac{3}{2}} \omega^3}{6\pi \epsilon_b} \alpha_p^{(nr)}(\omega) \right]^{-1}, \quad (4)$$

$$\alpha_p^{(nr)}(\omega) \cong 4\pi \epsilon_b r_p^3 \left[\frac{\epsilon_p(\omega) - \epsilon_b}{\epsilon_p(\omega) + 2\epsilon_b} \right]. \quad (5)$$

The last expression of Eq. (3) suggests that the net force acting on the particle is divided into the gradient force (the first term) and the scattering force (the second term). Here it should be noted that the second term also includes the force via absorption for particles with internal degrees of freedom, e.g., exciton resonance etc. The scattering force is further divided into the momentum term and the rotational term as follows.

$$\begin{aligned} \Im \left[\tilde{\mathbf{E}}_i^* \nabla \tilde{\mathbf{E}}_i \right] &= \frac{\omega}{\epsilon_b} \Re \left[\tilde{\mathbf{D}}^* \times \tilde{\mathbf{B}} \right] + \Im \left[(\tilde{\mathbf{E}}^* \cdot \nabla) \tilde{\mathbf{E}} \right] \\ &= \frac{\omega}{\epsilon_b} \Re \left[\tilde{\mathbf{D}}^* \times \tilde{\mathbf{B}} \right] - \frac{1}{2} \nabla \times \Im \left[\tilde{\mathbf{E}}^* \times \tilde{\mathbf{E}} \right] \end{aligned} \quad (6)$$

where we have used $\nabla \cdot \tilde{\mathbf{E}} = 0$. It should be noted that the rotational term (the last term) vanishes for a simple plane wave and TM mode, but not necessarily for TE mode.

For latter convenience, we extend the above argument to the case of a line dipole with polarizability per unit length $\tilde{\alpha}_p(\omega)$. The formula for the radiation force $\langle \mathbf{F} \rangle$ can be reinterpreted as the radiation force per unit length $\langle \tilde{\mathbf{F}} \rangle$ by replacing $\alpha_p(\omega)$ with $\tilde{\alpha}_p(\omega)$. For a cylindrical object of radius r_p with $\epsilon_p(\omega)$, the polarizability per unit length is estimated as

$$\tilde{\alpha}_p(\omega) \cong \tilde{\alpha}_p^{(nr)}(\omega) \left[1 - i \frac{\mu_b \omega^2}{4l} \tilde{\alpha}_p^{(nr)}(\omega) \right]^{-1}, \quad (7)$$

$$\tilde{\alpha}_p^{(nr)}(\omega) \cong \begin{cases} \pi r_p^2 [\epsilon_p(\omega) - \epsilon_b] & \text{for TM mode} \\ 2\pi \epsilon_b r_p^2 \left[\frac{\epsilon_p(\omega) - \epsilon_b}{\epsilon_p(\omega) + \epsilon_b} \right] & \text{for TE mode} \end{cases}, \quad (8)$$

where $l = 1$ for TM mode and $l = 2$ for TE mode. The denominator of Eq. (7) represents the effect of radiation damping.

The above result tells us in which situation the characteristics of an optical tornado can be efficiently utilized, while it should be regarded as an order estimation. For the purpose of steady trapping, in which tornadoes unfortunately lose their stage, the gradient force must be

dominant. This is the situation required in the optical tweezers technology [28], and is realized under the condition $\alpha_R(\omega) \gg \alpha_I(\omega)$. Therefore, the particle should not show resonant scattering nor absorption at the frequency of an applied harmonic field. On the other hand, in order to utilize the vortex structure of a tornado, we must enhance the scattering force. This situation is realized under the condition $\alpha_R(\omega) \ll \alpha_I(\omega)$. However, from the above formulae, this is not so easy in Rayleigh regime, i.e., $r_p/\lambda \ll 1$ where λ is the relevant wavelength. We need some resonance at the frequency of interest. This is because a resonant scattering can help the efficient momentum transfer from electromagnetic field to nanoparticles [29]. In order to investigate this problem more seriously, we pursue a full electromagnetic analysis taking into account a resonance.

To this end, we evaluate the radiation force acting on a cylindrical probe via the formula $\langle \vec{F} \rangle = \int \langle \vec{T} \rangle \cdot d\vec{s}$, where the integral is taken over the cylindrical surface of a unit length. The Maxwell stress tensor \vec{T} contains the contribution of the scattered wave from the cylindrical probe, which is calculated by the t-matrix method [30]. The choice of the cylindrical shape for the probe is just for a technical simplification in the two-dimensional system. In the analysis, a metallic property, i.e., $\epsilon_p < 0$, is introduced to demonstrate an example of resonant scattering due to a mechanism other than exciton excitation. Although a naive expectation from Eqs. (7) and (8) suggests the resonance at $\epsilon_p = -\epsilon_b (= -4)$ for TE mode, the full electromagnetic analysis for the finite size object with $r_p = 0.02a$ predicts the slight shift of the resonant point, $\epsilon_p \cong -4.1$. (For a metallic sphere, the resonance is expected around $\epsilon_p \cong -2\epsilon_b$.) Figure 4 shows the results, and we can see that the radiation force (per unit length) can take over a vortex structure from the optical tornado shown in Fig. 3 [31]. Its physical order of magnitude is about $2\text{pN}\mu\text{m}^{-1}$ in the case with $a = 1\mu\text{m}$ and the radiation of $1\text{mW}\mu\text{m}^{-2}$. (Here we do not take into account the slow-light effect, which enhances the magnitude of the force.) The optical mixer via optical tornado is sufficiently feasible when the resonant enhancement of the momentum transfer is combined.

Summary— In summary, we have theoretically investigated the generation of optical tornadoes and its close relation to the Berry curvature in a honeycomb photonic crystal without space-inversion symmetry. It was demonstrated that the characteristics of an optical tornado is easily controlled via band engineering. We also discussed the radiation force produced by the tornado acting on small objects. An optical mixer via the tornado will be realized by combining the resonant enhancement of efficient momentum transfer. In other words, this functionality can be switched selectively for a specific kind of nanoparticles. This property would be useful for filtering or sorting a mixture of different kinds of particles.

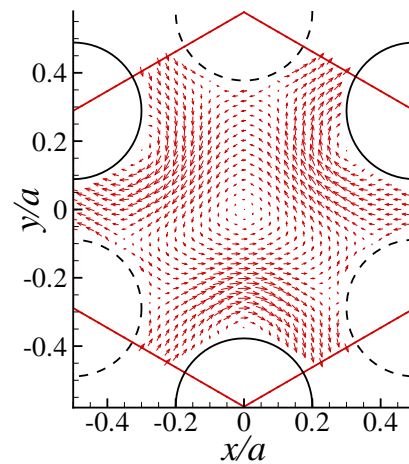


FIG. 4: Radiation force per unit length induced by the tornado at the K point of the TE first band in Fig. 1. The probe is a thin metallic rod with $\epsilon_p = -4.1$ and $r_p = 0.02a$. The magnitude is normalized by the average energy density $\times a$. The arrow size is the actual size multiplied by 0.05.

The authors thank K. Sakoda, J. Inoue and T. Ishihara for their insightful comments and useful information related to this work.

-
- [1] J. D. Joannopoulos, R. D. Meade, and J. N. Winn, *Photonic Crystals*, (Princeton University Press, Princeton, 1995).
 - [2] K. Sakoda, *Optical Properties of Photonic Crystals*, (Springer Verlag, Berlin, 2004).
 - [3] M. S. Kushwaha, P. Halevi, L. Dobrzynski, and B. Djafari-Rouhani, *Phys. Rev. Lett.* **71**, 2022 (1993).
 - [4] M. S. Kushwaha, P. Halevi, G. Martínez, L. Dobrzynski and B. Djafari-Rouhani, *Phys. Rev. B* **49**, 2313 (1994).
 - [5] Y. K. Kato, R. C. Myers, A. C. Gossard, and D. D. Awschalom *Science* **306**, 1910 (2004).
 - [6] J. Wunderlich, B. Kaestner, J. Sinova, and T. Jungwirth, *Phys. Rev. Lett.* **94**, 047204 (2005).
 - [7] M. V. Berry, *Proc. R. Soc. London A* **392**, 45 (1984); *J. Mod. Opt.* **34**, 1401 (1987).
 - [8] S. Murakami, N. Nagaosa, and S.-C. Zhang, *Science* **301**, 1348 (2003).
 - [9] J. Sinova, D. Culcer, Q. Niu, N. A. Sinitsyn, T. Jungwirth, and A. H. MacDonald, *Phys. Rev. Lett.* **92**, 126603 (2004).
 - [10] R. Y. Chiao and Y.-S. Wu, *Phys. Rev. Lett.* **57**, 933 (1986); A. Tomita and R. Y. Chiao, *ibid.*, 937 (1986).
 - [11] V. S. Liberman and B. Ya. Zel'dovich, *Phys. Rev. A* **46**, 5199 (1992).
 - [12] F. I. Fedorov, *Dokl. Akad. Nauk SSSR* **105**, 465 (1955).
 - [13] C. Imbert, *Phys. Rev. D* **5**, 787 (1972).
 - [14] M. Onoda, S. Murakami, and N. Nagaosa, *Phys. Rev. Lett.* **93**, 083901 (2004).
 - [15] K. Yu. Bliokh and Yu. P. Bliokh, *Phys. Rev. E* **70**, 026605 (2004).
 - [16] O. Hosten and P. Kwiat, *Science* **319**, 787 (2008).

- [17] M. Onoda, S. Murakami, and N. Nagaosa, Phys. Rev. E **74**, 066610 (2006).
- [18] F. D. M. Haldane and S. Raghu, Phys. Rev. Lett. **100**, 013904 (2008).
- [19] Z. Wang, Y. D. Chong, J. D. Joannopoulos, and M. Soljačić, Phys. Rev. Lett. **100**, 013905 (2008).
- [20] M. Onoda and N. Nagaosa, J. Phys. Soc. Jpn. **71**, 19 (2002).
- [21] D. Cassagne, C. Jouanin, and D. Bertho, Phys. Rev. B **53**, 7134 (1996).
- [22] K. M. Leung and Y. Qiu, Phys. Rev. B **48**, 7767 (1993).
- [23] J. E. Avron, R. Seiler and B. Simon, Phys. Rev. Lett. **51**, 51 (1983).
- [24] J. P. Gordon, Phys. Rev. A **8**, 14 (1973).
- [25] L. H. Ford, Phys. Rev. A **58**, 4279 (1998).
- [26] P. C. Chaumet and M. Nieto-Vesperinas, Opt. Lett. **25**, 1065 (2008).
- [27] B. T. Draine, Astrophys. J. **333**, 848 (1988).
- [28] A. Ashkin, Phys. Rev. Lett. **24**, 156 (1970).
- [29] T. Iida and H. Ishihara, Phys. Rev. Lett. **90**, 057403 (2003).
- [30] T. Ochiai and K. Ohtaka, Phys. Rev. B **69**, 125106 (2004).
- [31] We should note that the scattering force can be headed in the direction opposite to the Minkowski momentum. This is because the rotational term in Eq. (6) plays a rather significant role. Both the momentum and rotational terms exhibit a similar behaviour except for their relative orientations.