

# Nonextensive Entropy, Prior PDFs and Spontaneous Symmetry Breaking

Fariel Shafee  
Physics Department  
Princeton University  
Princeton, NJ 08540

## Abstract

We show that using nonextensive entropy can lead to spontaneous symmetry breaking when a parameter changes its value from that applicable for a symmetric domain, as in field theory. We give the physical reasons and also show that even for symmetric Dirichlet priors, such a definition of the entropy and the parameter value can lead to asymmetry when entropy is maximized.

## 1 Introduction

Nonextensive entropies, such as that defined by Tsallis[1], or more recently by us[2], among others[3, 4] differ from the conventional Boltzmann-Shannon form, which is extensive in the sense of being additive when two subsystems in equilibrium are joined together. In nonextensive forms the combined value of entropy may be, in general, higher or lower than the sum of the entropies for the subunits joined. The deviation is, therefore, ascribable to interactions of a nonrandom nature among the microsystems comprising each subunit.

The maximum value of extensive entropy occurs when the probabilities are equally distributed among all the possible states of the system. In other words the conventional entropy is maximal for the most symmetric distribution of the microsystems. In the present paper we show that for nonextensive entropies defined on terms of phase cell deformations, the maximal entropy may not correspond to an equidistribution of probability among the states.

## 2 Nonextensive Entropy

The classical entropy

$$S = - \sum_i p_i \log p_i \quad (1)$$

may be modified in several ways. The well-known Tsallis form generalizes the logarithm:

$$\log p \rightarrow \mathbf{Log}_q p \equiv \frac{1 - p^q}{1 - q} \quad (2)$$

For our entropy we make the measure a fractal:

$$S = - \sum_i p_i^q \log p_i \quad (3)$$

with  $q = 1$  giving the classical Shannon entropy, as in the Tsallis case. In ref. [2] we have given detailed account of the different physical considerations that lead to our expression and also comparison of the statistical mechanical properties of the three entropies.

The justification of choosing Shannon or any other more generalized entropy, such as that of Tsallis or Renyi, or the one we have presented elsewhere[2, 6], lies eventually in the relevance or “good fit” such an entropy would produce in the data corresponding to a situation where the presence or lack of interactions among the members or other considerations suggest the need for a proper choice. However, data are always finite, and probability distribution is the limit of relative frequencies with an infinite sample. One, therefore faces the problem of estimating the best PDF from a finite sample [7]. This PDF may be subject to the constraint of a known entropy, in whatever way defined, as a functional of the PDF.

Mathematically, the problem of determining the best posterior PDF, given a rough prior PDF and data points, is expressed formally by Bayes Theorem. However, the constraint of the constant entropy makes the functional integral impossible to handle even for a fairly simple prior as found by Wolpert and Wolf [8] and by Nemenman, Shafee and Bialek[5]. The integrals involved were first considered in a general context by [8], and the question of priors was addressed in [7, 5]. It was discovered that, though the integral for the posterior was intractable, the moments of the entropy could be calculated with relative ease.

In [5] it has also been shown that for Dirichlet type priors [9]

$$P(p_i) = \prod p_i^\beta \quad (4)$$

in particular (which give nice analytic moments with exact integrals, and hence, are hard to ignore) the Shannon entropy is fixed by the exponent  $\beta$  of the probabilities chosen for small data samples, and hence, not much information is obtained for unusual distributions, such as that of Zipf, i.e. a prior has to be wisely guessed for any meaningful outcome. As a discrete set of bins has no metric, or even useful topology that can be made use of in Occam razor type of smoothing, in this paper other tricks were suggested to overcome the insensitiveness of the entropy.

We have noted already that the PDF associated with our proposed entropy differs from that of the Shannon entropy by only a power of  $p_i$ , but this changes the symmetry of the integrations for the moments for the different terms for

different bins. We, therefore, shall examine in this chapter if the nature of the moments are sufficiently changed by our entropy to indicate cases where data can pick this entropy in preference to Shannon or other entropies.

### 3 Priors and Moments of Entropy

For completeness, we mention here the formalism developed by Wolpert and Wolf [8]. The uniform PDF for a given entropy  $S$  is given by

$$\begin{aligned} \mathcal{P}_{\text{unif}}(\{q_i\}) &= \frac{1}{Z_{\text{unif}}} \delta \left( 1 - \sum_{i=1}^K q_i \right) \\ Z_{\text{unif}} &= \int_{\mathcal{A}} dq_1 dq_2 \cdots dq_K \delta \left( 1 - \sum_{i=1}^K q_i \right) \end{aligned} \quad (5)$$

where the  $\delta$  function is for normalization of probabilities,  $Z_{\text{unif}}$  is the total volume occupied by all models. The integration domain  $\mathcal{V}$  is bounded by each  $p_i$  in the range  $[0, 1]$ . Because of the normalization constraint, any specific  $p_i$  chosen from this distribution is not uniformly distributed and “uniformity” means simply that all distributions that obey the normalization constraint are equally likely *a priori*.

We can find the probability of the model  $\{p_i\}$  with Bayes rule as

$$\begin{aligned} P(\{p_i\}|\{n_i\}) &= \frac{P(\{n_i\}|\{p_i\})\mathcal{P}_{\text{unif}}(\{p_i\})}{P_{\text{unif}}(\{p_i\})} \\ P(\{n_i\}|\{p_i\}) &= \prod_{i=1}^K (p_i)^{n_i}. \end{aligned} \quad (6)$$

Generalizing these ideas, we have considered priors with a power-law dependence on the probabilities calculated as

$$\mathcal{P}_{\beta}(\{p_i\}) = \frac{1}{Z(\beta)} \delta \left( 1 - \sum_{i=1}^K p_i \right) \prod_{i=1}^K p_i^{\beta-1}, \quad (7)$$

It has been shown [5] that if  $p_i$ 's are generated in sequence [  $i = 1 \rightarrow K$  ] from the Beta-distribution

$$\begin{aligned} P(p_i) &= B \left( \frac{q_i}{1 - \sum_{j<i} p_j}; \beta, (K - i)\beta \right) \\ B(x; a, b) &= \frac{x^{a-1}(1-x)^{b-1}}{B(a, b)} \end{aligned} \quad (8)$$

gives the probability of the whole sequence  $\{p_i\}$  as  $\mathcal{P}_{\beta}(\{p_i\})$ .

Random simulation of PDF's with different shapes ( a few bins occupied, versus more spread out ones) show that the entropy depends largely on the parameter  $\beta$  of the prior and hence, sparse data has virtually no role in getting the output distribution shape. This would seem unsatisfactory, and some adjustments appear to be needed to get any useful information out.

We shall not here repeat the methods and results of [5], which considers only Shannon entropy.

## 4 Comparison of Shannon and Our Entropy

In our case with the entropy function given by Eqn. 3, we note that it involves not only a simple replacement of the  $n_u$  by  $n_u + q - 1$  in the Dirichlet prior (Eqn. 4) in the product involved in the momenta determination integrals given in [8], but a complete re-calculation of the moment, using the same techniques given in [8]. Apparently, the maximal value of entropy should correspond to the most flat distribution, i.e.

$$S_{max} = K^{(1-q)} \log(K) \quad (9)$$

Our eventual expression for the first moment is

$$\langle S_1 \rangle / \langle S_0 \rangle = K \frac{\Gamma(\beta + q)}{\Gamma(\beta)} \frac{\Gamma(\beta K)}{\Gamma(\beta K + q)} \Delta\Phi^0(\beta K + q, \beta + q) \quad (10)$$

where we have for conciseness used the notation of ref. [8]

$$\Delta\Phi^p(a, b) = \Psi^{(p-1)}(a) - \Psi^{(p-1)}(b) \quad (11)$$

$\Psi^n(x)$  being the polygamma function of order  $n$  of the argument  $x$ . It can be checked easily that this expression reduces to that in ref. [5] when  $q = 1$ , i.e. when we use Shannon entropy.

## 5 Results for Mean Entropy

So, we now have, unlike Shannon, a parameter  $q$  that may produce the difference from the Shannon case, where  $q$  is fixed at unity. In Figs. 1 - 3 we show the variation of the ratio of  $\langle S_1 \rangle / S_{max}$  with variable bin number  $K$ . In ref. [5] we have commented how insensitive the Dirichlet prior [9] is when Shannon entropy is considered in the straightforward manner given in ref. [8]. In our generalized form of the entropy, we note that by changing the parameter, specific to our form of the entropy, for  $q > 1$ , we get a peak for small  $\beta$  and large  $K$  values.

This peak allows us to choose uniform Dirichlet priors with appropriate  $q$  value, that would nevertheless lead to asymmetry not possible with Shannon entropy. In other words, instead of the priors, we can feed the information about expected asymmetry of the PDF to the entropy with no need to choose particular bins. The nonextensivity of our entropy, coming possibly from interaction among the units, gives rise to situations where the entropy maxima do

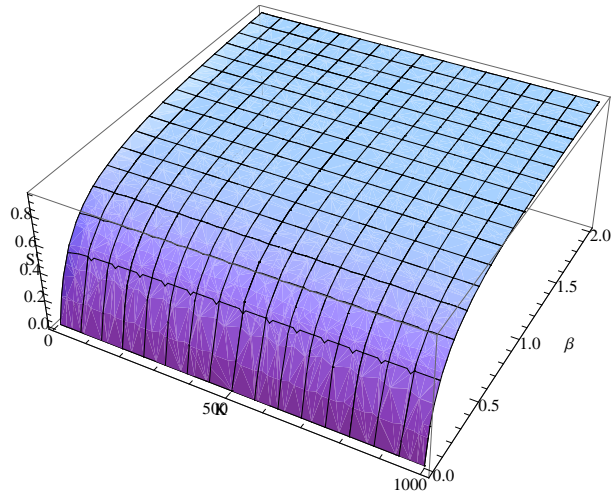


Figure 1: Ratio of expected value (first moment) of new entropy plotted against bin number  $K$  and prior exponent  $\beta$  for entropy parameter  $q = 0.5$ .

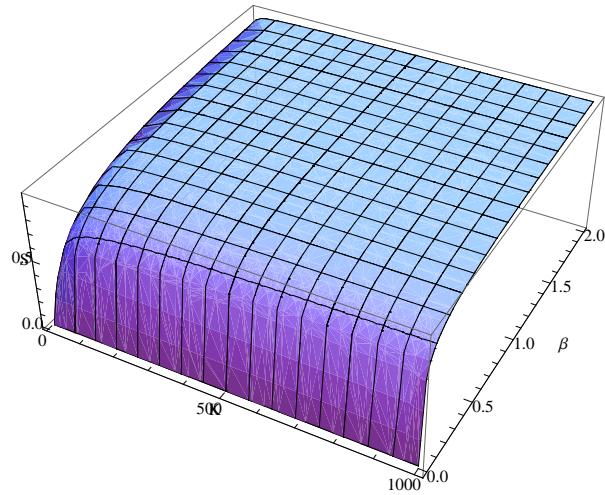


Figure 2: Same as Fig. 1, but for  $q = 1.0$ , i.e. Shannon entropy.

not increase with the number of bins like  $\log(K)$ , but being  $K^{(1-q)} \log(K)$ , may be extended or squeezed, according to the value of  $q$  being less than or greater than unity.

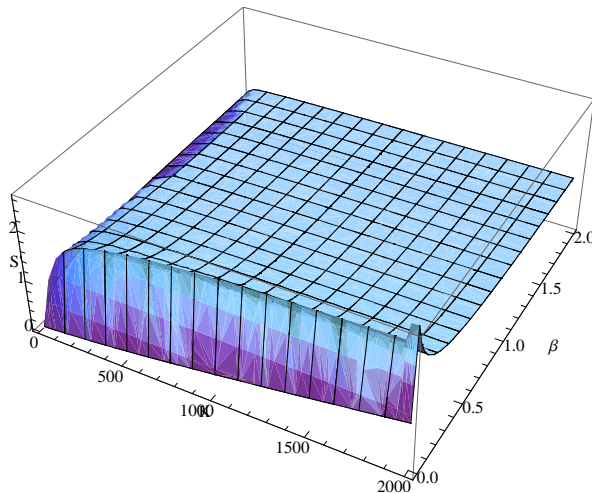


Figure 3: As previous two figures, but for  $q = 1.5$ .

## 6 Spontaneous Symmetry Breaking

The interesting thing to note is that for  $q > 1$  and large  $K$ , at small prioric parameter  $\beta$ , the entropy peak exceeds the normally expected expression in Eqn. 9, with full  $K$ , so, the expected value of entropy is seen to exceed the formal maximum. The clustering or repulsive effects, change the measure of disorder from the Shannon type entropy. So, the highest expected value of entropy may correspond not to a uniformly distributed population, but to that corresponding to one with a smaller subset that is populated. This means that for our entropy the most uniform distribution is not the least informative, the  $p^q$  weighting distorts it to an uneven distribution for the expected maximal entropy value. This result is in some ways similar to spontaneous symmetry breaking in field theory, where the variation of a parameter leads to broken-symmetry energy minima.

A neater view of these results can be seen in Figs. 4- 6 with  $K$  values fixed.

We have not obtained the second moment, i.e. the standard deviation, or the spread, of the entropy distribution, because, with our entropy and an arbitrary  $q$ , the expressions cannot be obtained in the simple form of ref. [5]. We, can however, expect that the variation of the higher moments from the Shannon case will be less than the first moment, because higher derivatives of the  $\Gamma$  functions are smoother. We shall assume the spreads are narrow enough to concentrate on the first moments only.

Apart from the PDF estimates above, this picture of broken symmetry for the maximal entropy when the parameter  $q > 1$  is also manifest directly in an explicit calculation of the entropy using our prescription with a simple three-

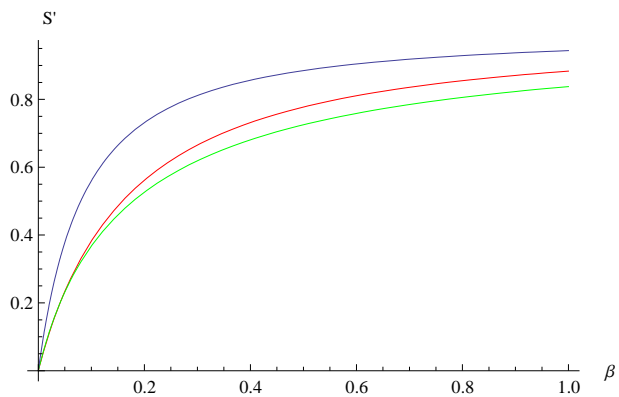


Figure 4: Clearer view in 2-dimensional plot, with  $K = 10$ . Red, green and blue lines are for  $q = 0.5, 1.0$  and  $1.5$  respectively

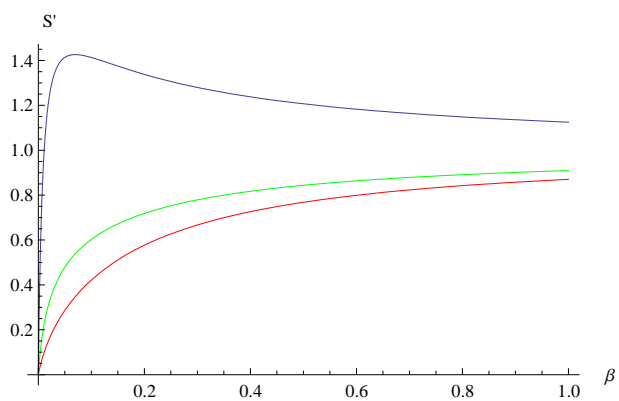


Figure 5: As Fig. 4, but for bin number  $K = 100$ .

state system. The symmetric expected maximal entropy in this case should be

$$S_{max} = -3p^q \log p \quad (12)$$

with  $p = 1/3$ .

With two of the probabilities  $p_1$  and  $p_2$  running free from 0 to 1 with the constraint  $p_1 + p_2 + p_3 = 1$ , the plot for the entropy

$$S = -p_1^q \log p_1 - p_2^q \log p_2 - (1 - p_1 - p_2) \log(1 - p_1 - p_2) \quad (13)$$

we plot  $S/S_{max}$  in Figs. 7, 8. For  $q = 2.44$  we obtain the most interesting behavior, with a local maximum at the point of symmetry  $p_1 = p_2 = p_3 = 1/3$ ,

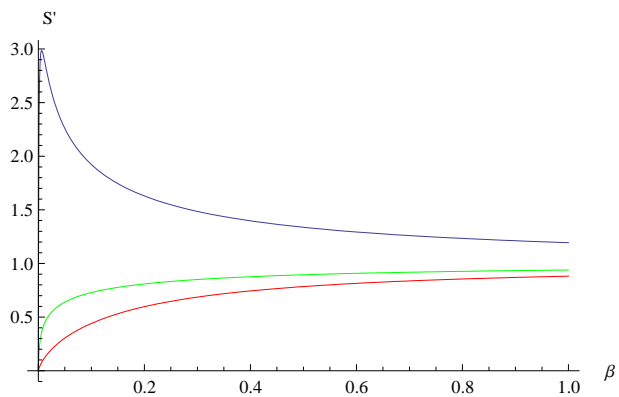


Figure 6: As previous two figures, but for  $K = 1000$ .

which is not the global maximum. For  $q \leq 1$  the symmetry point gives the global maximum.

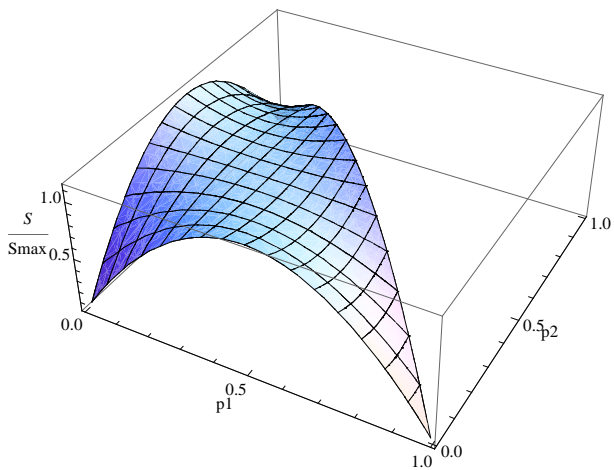


Figure 7: Our entropy for a three-state system, with parameter  $q = 2.44$ , as two independent probabilities  $p_1$  and  $p_2$  are varied with the constraint  $p_1 + p_2 + p_3 = 1$ . The expected maximum at the symmetry point  $p_1 = p_2 = p_3$  turns out to be a local maximum. The global maxima are not at the end points with one of the probabilities going up to unity and the others vanishing, which gives zero entropy as expected, but occurs near such end points, as shown clearly in the next figure.

A physical explanation of the SSB may be the distortion introduced by nonrandom interactions in the volumes of the 'phase space' of the states. In



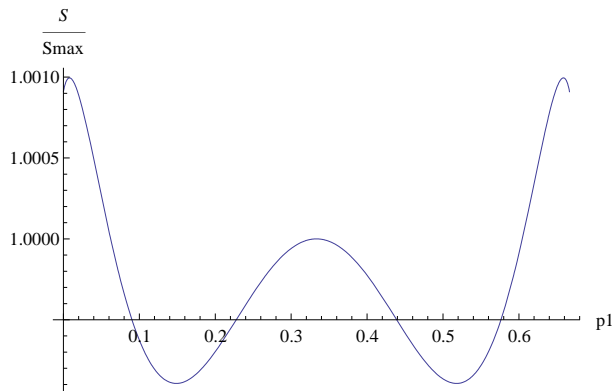


Figure 8: Two-dimensional version of the previous Fig. 7, with  $p_1 = 1/3$  fixed, so that only  $p_2$  varies. This shows a clearer picture of local maximum at the symmetry point and global maxima near the end points.

ref. [2] we have shown how the new entropy is related to such volumes, in terms of Shannon coding theorem. Apparently this distortion introduces a mixing of states that reduces the weights of clearly defined states and hence introduces a new measure of uncertainty not present in the case of Shannon entropy. As a result it is entropically preferable to leave some states underpopulated to increase the total entropy by overpopulating others. In other words we have a reduction of the problem from  $N$  states to less, but with a measure factor with less diminution that overcompensates the decrease in the logarithmic factor. In a field-theoretic model with the Lagrangian

$$\begin{aligned}
 L &= |\partial\phi|^2 - V_I \\
 V_I &= -\mu^2|\phi|^2 + \lambda|\phi|^4
 \end{aligned}
 \tag{14}$$

for  $\mu^2$  and  $\lambda$  with opposite signs, the lowest energy state is the symmetric vacuum (no state occupied), and for same sign the vacuum becomes a local maximum, with a ring of minima at  $|\phi| = |\mu/\sqrt{(2\lambda)}|$ , which forces us to choose a unique vacuum with a particular complex  $\phi$  having this magnitude. In the case of entropy, for  $q \leq 1$  we have the highest entropy for all states equally populated, and for  $q > 1$  the configuration with a symmetric flat PDF is no longer the one with the highest entropy.

## 7 Conclusions

We have seen that average entropies corresponding to uniformly symmetric Dirichlet type priors can be obtained exactly even for nonextensive entropies of a type we have described earlier. Remarkably this entropy shows maxima for asymmetric probability distributions, which can be considerably higher than the

symmetric distribution, unlike Shannon entropy. We think this asymmetry is a consequence of the distortion of the ‘phase cells’ associated with the states, which may in turn be due to nonrandom interactions.

The author thanks Prof. Phil Broadbridge of the Australian Mathematical Sciences Institute for encouragement.

## References

- [1] C. Tsallis, Possible generalization of Boltzmann-Gibbs statistics, *J. Stat.Phys.* **52**, 479–487 (1988).
- [2] F. Shafee, Lambert function and a new non-extensive form of entropy, *IMA Journal of Applied Mathematics* **72**, 785–800 (2007)
- [3] G. Kaniadakis, Nonlinear kinetics underlying generalized statistics. *Physica A* **296**, 405–425 (2001).
- [4] G. Kaniadakis, Statistical mechanics in the context of special relativity. *Phys. Rev. E* **66**, 056125 (2002).
- [5] I. Nemenman, F. Shafee and W. Bialek, Entropy and Inference, Revisited, in *Adv. Neur. Info. Processing 14*, eds. T.G. Dietterich, S. Becker and Z. Ghahramani (MIT Press, Cambridge, 2002) pp. 471–478.
- [6] F. Shafee, Generalized Entropy with Clustering and Quantum Entangled States. cond-mat/0410554 (accepted by *Chaos, Solitons and Fractals*)(2008)
- [7] W. Bialek, C.G. Callan and S.P. Strong, Field theories for learning probability distributions. *Phys. Rev. Lett.* **77**, 4693–4697 (1996)
- [8] D. Wolpert and D. Wolf, Estimating functions of probability distributions from a finite set of samples, *Phys. Rev. E*, **52**, 6841–6854 (1995).
- [9] E.T. Jaynes, Monkeys, Kangaroos, and N, University of Cambridge Physics Dept. Report 1189 (1984).