

A Constraint on brown dwarf formation via ejection: radial variation of the stellar and substellar mass function of the young open cluster IC 2391

S. Boudreault and C.A.L. Bailer-Jones

Max-Planck-Institut für Astronomie, Königstuhl 17, Heidelberg, GERMANY 69117

Abstract. Using the Wide Field Imager (WFI) at the ESO 2.2m telescope at La Silla and the CPA-PIR camera at the CTIO 1.5m telescope at Cerro Tololo, we have performed an extensive, multiband photometric survey of the open cluster IC 2391 ($D \sim 146$ pc, age ~ 50 Myr, solar metallicity). Here we present the results from our photometric survey and from a spectroscopic follow-up of the central part of the survey.

Keywords: stars: low-mass, brown dwarfs — stars: luminosity function, mass function — open clusters and associations: individual (IC 2391)

PACS: 97.20.Vs

SURVEY DETAILS AND CANDIDATE SELECTION PROCEDURE

Our survey consists of 4 WFI fields (deep fields) in the central part of the cluster observed in four medium band filters, namely 770/19, 815/20, 856/14 and 914/27, where the filter name notation is central wavelength / FWHM in nm, and the broad band filter R_c , 26 WFI fields (radial fields, were chosen to extend predominantly in the direction of constant Galactic latitude) with the broad bands R_c and J and the bands 815/20 and 914/27, and 5 WFI fields (outward fields) with J , 815/20 and 914/27, for a total coverage of ~ 10.9 sq. deg. The survey extends to a detection limit down to $0.02 M_\odot$ (10σ) and is centred on RA=08:35:45.1 DEC=-52:35:58.0. Candidates were first selected based on colour-magnitude diagrammes and a second selection was performed using colour-colour diagrammes. Third, astrometry was used to remove objects with high proper motion. Finally, non-candidates were rejected based on a discrepancy between the observed magnitude in 815/20 and the magnitude in this band computed with the NextGen model and our estimation of T_{eff} .

RESULTS : MASS FUNCTION OF THE DEEP AND OUTWARD FIELDS

In both cases we see an apparent rise in the number of objects below $0.05 M_\odot$ ($\log M = -1.3$, Fig. 1, but we concluded that this is an artefact of residual contamination by field M dwarfs. This was also observed by [2]. The fact that we do not see this rise in the radial fields is because they were observed with both the J and R_c filters in addition to

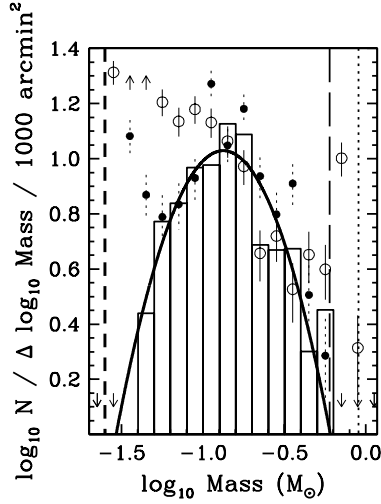


FIGURE 1. Filled dots represent the MF based on the four deep fields. Open dots represent the MF based on the outward fields. Also, we present again the 10σ detection limit, the MF of all fields observed in R_c , 815/20, 914/27 and J within 2.1 from the cluster centre (histogram) and its log normal fit. The vertical thin dotted and thin dashed line lines are the mass for which saturation start to occur in the short exposures for outward and deep field respectively.

the medium band filters. This provides a longer spectral baseline (better determination of the energy distributions and helps rejection of field M dwarfs based on observed magnitude vs. predicted magnitude from models). Another apparent rise in the mass function (MF) over the $0.5\text{--}1.0 M_{\odot}$ interval (also observed for NGC 2547 [8]) is due to background giants. Red giant contamination may be reduced by using medium bands such as 770/19, 815/20, 856/14 and 914/27, and theoretical colours of red giants [10]. Our spectroscopic follow-up has confirmed that selection based on these filters resulted in no red giant contaminants among a sample.

RESULTS : RADIAL VARIATION OF THE STELLAR AND SUBSTELLAR POPULATION

Radial variation is observed in the MF from 0.15 to $0.5 M_{\odot}$ (Fig. 2) and we argue that this is a signature of mass segregation, presumably via dynamical evolution. This is consistent with theoretical predictions since the age of IC 2391 is half of its relaxation time (estimated at ~ 105 Myr). We do not observe a significant radial variation in the MF below $0.15 M_{\odot}$. Although this absence of radial variation of the brown dwarf (BD) population would be in agreement with the ejection scenario of BD formation, the fact that we do not observe a discontinuity in the MF across the stellar/substellar boundary ($0.072 M_{\odot}$) implies that the ejection formation scenario is not a significant BD formation mechanism in this cluster if this formation mechanism results in a higher distribution velocity of BDs compared to stars [11]. On the other hand, if ejection mechanism is the unique BD formation path, then both BDs and stars should have the same velocity dispersion [3].

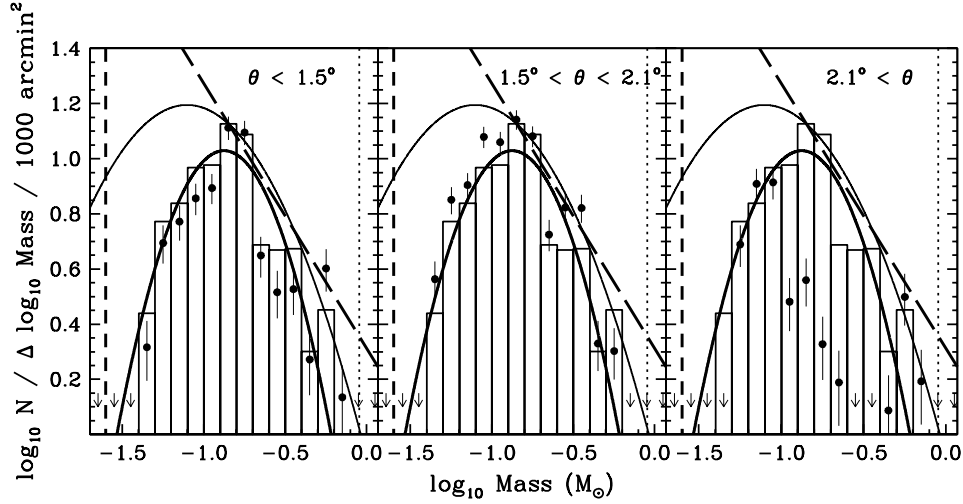


FIGURE 2. MF based on photometry for all radial fields. The 10σ detection limit is shown as a vertical dashed line. The MF fit for IC 2391 from [2] and for the galactic field [6] stars are shown as thick dashed thin solid lines respectively. The thick solid line is the fitted lognormal function of the MF of IC 2391 (within 2.1). Dots in each panel represent the MF of (left) fields within 1.5 of the cluster centre, fields within the annulus from 1.5 to 2.1 and (right) the MF of fields outside of 2.1. Error bars are Poissonian arising from the number of objects observed in each bin. The histogram is the MF for all fields within 2.1 of the cluster centre. The vertical thin dotted line is the mass for which saturation start to occur in the short exposures.

RESULTS : SPECTROSCOPIC FOLLOW-UP

From our preliminary spectroscopic follow up, all 77 spectra analysed are M-dwarfs (field or in the cluster), demonstrating the efficiency of our method to avoid red giant contaminants in our photometric selection using medium filter. We also observed that $H\alpha$ emission line cannot be used as a membership criterion in IC 2391 when taking fibre spectroscopy because of background contamination, if background is assumed to be uniform. About 31% of our photometric candidates are true physical members of the cluster, where 7 are new spectroscopically-confirmed BD members of IC 2391 (Fig. 3).

CONCLUSIONS

We have performed a photometric survey of the open cluster IC 2391 to study the radial dependence of the MF. We have 1734 photometric candidates for the outward fields, 499 from the deep fields and 954 from the radial fields, which gives ~ 8 candidates per 100 arcmin. Ejection formation scenario is not a significant BD formation mechanism if it results in a higher velocity dispersion of BDs compared to stars. However, if ejection mechanism is the unique BD formation path, then both BDs and stars should have the same velocity dispersion. Variations in the colours of the main (field star) locus in the CMDs are due to spatial extinction-induced variations in background star contaminants. Selection based on medium filters (such as 770/19, 815/20, 856/14 and 914/27) resulted in no red giant contaminants while a broad spectral baseline (such as the use of R_c to J)

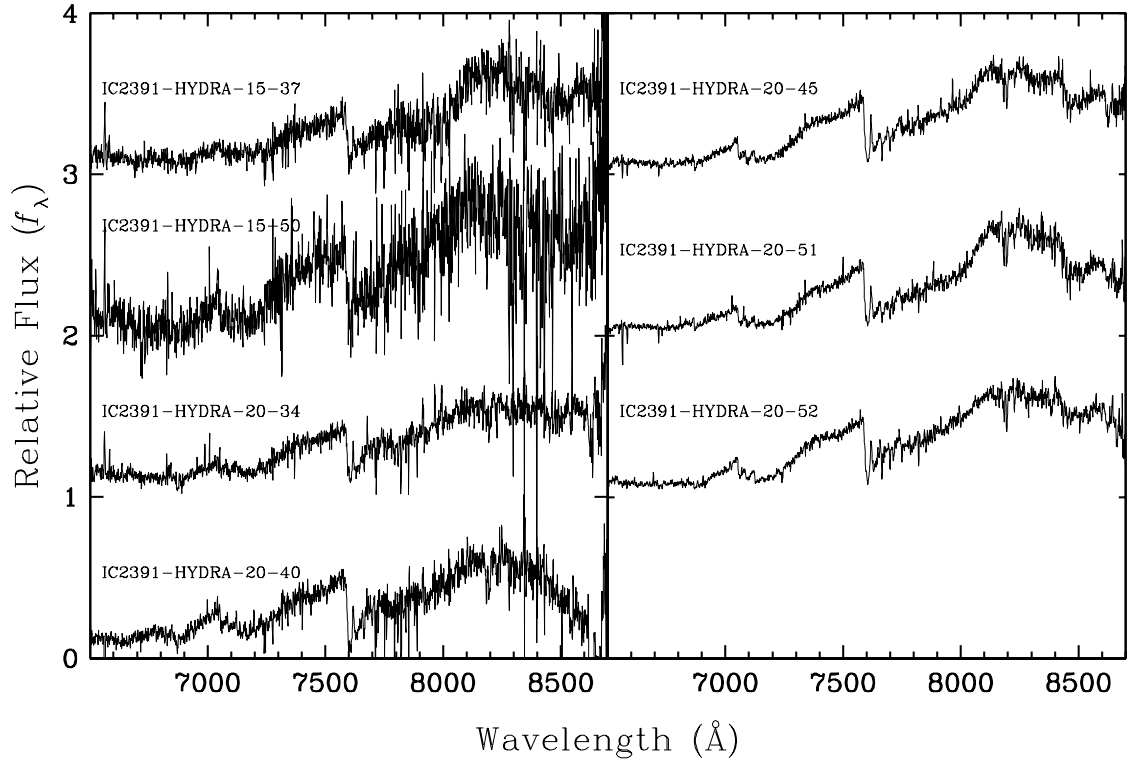


FIGURE 3. Spectra of the seven newly discovered BD members of the IC 2391 cluster found in our survey. Objects are given the notation IC 2391-HYDRA-ZZ-YY where ZZ is the field number and YY a serial identification number (ID).

was successful in reducing M-dwarf background/foreground contaminants. About 31% of our candidates from our spectroscopic follow-up are physical members, from which 7 are BDs. $H\alpha$ emission line cannot be used as a membership criterion in IC 2391 when taking fibre spectroscopy if background is assumed to be uniform (we recommend background subtraction to be performed in a similar way as the one done by [5], where the same fibers for the science targets were also used for sky subtraction but shifted 6 arcsec away). More results and informations are presented in [4].

REFERENCES

1. Baraffe, I., Chabrier, G., Allard, F. & Hauschildt, P. H., 1998, *A&A*, 337, 403
2. Barrado y Navascués, D., Stauffer, J. R. & Jayawardhana, R., 2004, *ApJ*, 614, 386
3. Bate, M. R., Bonnell, I. A. & Bromm, V., 2003, *MNRAS*, 339, 577
4. Boudreault, S. & Bailer-Jones, C. A. L., 2008, *submitted to ApJ*
5. Carpenter, J. M., Meyer, M. R., Dougados, C., Strom, S. E. & Hillenbrand, L. A., 1999, *AJ*, 114, 198
6. Chabrier, G., 2003, *PASP*, 115, 763
7. Dodd, R. J., 2004, *MNRAS*, 355, 959
8. Jeffries, R. D., Naylor, T., Devey, C. R. & Totten, E. J., 2004, *MNRAS*, 351, 1401
9. Hauschildt, P. H., Allard, F. & Baron, E., 1999a, *ApJ*, 512, 377
10. Hauschildt, P. H., Allard, F., Ferguson, J., Baron, E. & Alexander, D. R., 1999b, *ApJ*, 525, 871
11. Kroupa, P. & Bouvier, J., 2003, *MNRAS*, 346, 369