

Measurement of CP Observables in $B^- \rightarrow D^0 K^-$ Decays at CDF

Karen R. Gibson on behalf of the CDF Collaboration
 University of Pittsburgh, Pittsburgh, Pennsylvania 15260

This paper describes the determination of the direct CP observables R_{CP+} and A_{CP+} , related to the CKM angle γ , using $B^- \rightarrow D^0 K^-$ decays in 1.0 fb^{-1} of data collected with the CDF II detector. This is the first measurement of these CP observables made at a hadron collider in this decay mode. The results presented are consistent with the measurements of these quantities made by the Belle and BABAR collaborations.

1. INTRODUCTION

Over the past twenty years, there have been many efforts to determine the length of the sides and the angles of the well-known Cabibbo-Kobayashi-Maskawa (CKM) unitarity triangle for light B mesons [1], which is constructed from the first and third columns of the CKM quark mixing matrix [2]. At present, good knowledge of the CKM angle β has been established by the Belle and BABAR collaborations [3]. However, comparable knowledge of the other CKM angles γ and α is lacking, due to limited statistics in the decay channels sensitive to these angles, such as $B^- \rightarrow D^0 K^-$ in the case of γ and $B^0 \rightarrow \pi^+ \pi^-$ in the case of α .

This paper concerns the determination of CP observables in the decay $B^- \rightarrow D^0 K^-$ [4], which provide sensitivity to the angle $\gamma \equiv \arg((-V_{ud}V_{ub}^*)/(V_{cd}V_{cb}^*))$, using the method developed by Michael Gronau, David London and Daniel Wyler (GLW) in the early 1990s [5]. These CP observables are constructed from the measurement of relative branching ratios and from CP asymmetries. Previously, measurements of these quantities, and of γ by extension, have only been made at the B factories. Since these measurements have been limited by statistical accuracy, the experiments at the Tevatron have an opportunity to contribute significantly to the determination of these quantities, particularly when considering the large amount of B hadron data that remains to be collected and analyzed before the end of Run II. This paper presents the first measurement of the CP observables constructed in $B^- \rightarrow D^0 K^-$ decays at a hadron collider, using 1.0 fb^{-1} of data that was collected between February 2002 and February 2006.

2. GLW CP OBSERVABLES

The GLW method of determining γ was developed as a way to reduce the theoretical error on the measurement of γ in $B^- \rightarrow D^0 K^-$ decays by using CP -even or odd decays of the D^0 . The asymmetry between the B^- and B^+ amplitudes of decays to a D^0 CP eigenstate can be related to the amplitudes of decays to a flavor-specific D^0 decay and the angle γ

$$|A(B^- \rightarrow D_{CP}^0 K^-)|^2 - |A(B^+ \rightarrow D_{CP}^0 K^+)|^2 = 2|A(B^- \rightarrow \bar{D}^0 K^-)||A(B^- \rightarrow D^0 K^-)| \sin \delta \sin \gamma, \quad (1)$$

where δ is the relative final-state interaction phase of the amplitudes to flavor-specific D^0 decays. From the right-hand side of Eq. (1), it can be seen that there are two possible solutions for γ .

In the present measurement, only CP -even decays of D^0 are considered, $D^0 \rightarrow K^+ K^-$ and $D^0 \rightarrow \pi^+ \pi^-$ [6]. The rates of these decays are normalized to the flavor specific decay $D^0 \rightarrow K^- \pi^+$ through following experimental observables

$$R = \frac{BR(B^- \rightarrow D^0 K^-) + BR(B^+ \rightarrow \bar{D}^0 K^+)}{BR(B^- \rightarrow D^0 \pi^-) + BR(B^+ \rightarrow \bar{D}^0 \pi^+)}, \quad (2)$$

$$R_+ = \frac{BR(B^- \rightarrow D_{CP}^0 K^-) + BR(B^+ \rightarrow D_{CP}^0 K^+)}{BR(B^- \rightarrow D_{CP}^0 \pi^-) + BR(B^+ \rightarrow D_{CP}^0 \pi^+)}. \quad (3)$$

We can then relate these observables to the CP observables

$$R_{CP+} = \frac{R_+}{R} = 1 + r^2 + 2r \cos \delta \cos \gamma, \quad (4)$$

$$\begin{aligned} A_{CP+} &= \frac{BR(B^- \rightarrow D_{CP}^0 K^-) - BR(B^+ \rightarrow D_{CP}^0 K^+)}{BR(B^- \rightarrow D_{CP}^0 K^-) + BR(B^+ \rightarrow D_{CP}^0 K^+)} \\ &= 2r \sin \delta \sin \gamma / R_{CP+}. \end{aligned} \quad (5)$$

where $r = |A(B^- \rightarrow \bar{D}^0 K^-)|/|A(B^- \rightarrow D^0 K^-)|$.

3. MEASUREMENT OF CP OBSERVABLES AT CDF

The CDF II detector is described in detail elsewhere [7]. The data used in the present measurement is collected with a track-based trigger that requires two displaced tracks to satisfy individual and combined minimum transverse momenta thresholds [8]. The relative branching ratios in Eqs. (2) and (3) are measured in a simultaneous maximum likelihood fit, which uses both kinematic information, such as the invariant mass of the B^- system, which is reconstructed as $D^0 \pi^-$, and daughter particle momenta, and the specific ionization of the daughter track from the B^- in order to separate kaons and pions.

To choose the signal selection requirements, the sensitivity to the primary quantity of interest, A_{CP+} , is optimized using pseudo-experiments. A likelihood fit is performed in the invariant mass window $m(D^0 \pi^-) \in [5.17, 5.60] \text{ GeV}/c^2$. This requirement reduces backgrounds from decays other than $B^- \rightarrow D^{(*)0} \pi^-$. Additionally, events which fall within a $\pm 2\sigma$ window around the $B^+ \rightarrow J/\psi K^+$ are removed from the sample to reduce contamination in the $B^- \rightarrow D^0 [\rightarrow \pi^- \pi^+] K^-$. However, it is worthwhile to note that background events from $B^- \rightarrow K^- K^+ K^-$ cannot be eliminated and must be included in the likelihood fit.

Six identical likelihoods are constructed, one set each for B^+ and B^- and three in each set corresponding to the three D^0 decays considered, $D_{CP}^0 \rightarrow K^- K^+$, $D_{CP}^0 \rightarrow \pi^- \pi^+$, and $D^0 \rightarrow K^- \pi^+$. $-2 \ln \mathcal{L}$ is simultaneously minimized over all six likelihoods \mathcal{L}_i , which are written in terms of ‘‘signal’’ probability distribution functions (PDFs) $F_{D^0 K}$, $F_{D^0 \pi}$, and $F_{D^{*0} \pi}$ and a background PDF F_{bg} as

$$\begin{aligned} \mathcal{L}_i &= \prod_k^{N_{ev}} ((1 - f_{bg})((1 - f_{D^0 \pi} - f_{D^{*0} \pi})F_{D^0 K}(\alpha, p_{tot}, m(D^0 \pi), \kappa) \\ &\quad + f_{D^0 \pi}F_{D^0 \pi}(\alpha, p_{tot}, m(D^0 \pi), \kappa) + f_{D^{*0} \pi}F_{D^{*0} \pi}(\alpha, p_{tot}, m(D^0 \pi), \kappa)) \\ &\quad + f_{bg}F_{bg}(\alpha, p_{tot}, m(D^0 \pi), \kappa)), \end{aligned} \quad (6)$$

where the inputs to the fit are the invariant mass $m(D^0 \pi^-)$, the momentum of the D^0 plus track $p_{tot} = p_{\pi/K} + p_{D^0}$, the momentum imbalance $\alpha = 1 - p_{\pi/K}/p_{D^0}$ if $p_{\pi/K} < p_{D^0}$ and $\alpha = -(1 - p_{D^0}/p_{\pi/K})$ if $p_{\pi/K} \geq p_{D^0}$, and the track flavor identification variable $\kappa = ((dE/dx)_{meas} - (dE/dx)_{exp}(\pi))/((dE/dx)_{exp}(K) - (dE/dx)_{exp}(\pi))$. The fit projections in α and κ are shown in Fig. 1 for $D^0 \rightarrow K^- \pi^+$ decays. The background PDF in Eq. (6) is expanded for the decays of $D_{CP}^0 \rightarrow K^- K^+$ in order to separate the combinatoric background from the background due to $B^- \rightarrow K^- K^+ K^-$ decays. Simulated events are used to model correlations between the variables α and p_{tot} in $F_{D^0 K}$, $F_{D^0 \pi}$, and $F_{D^{*0} \pi}$, while the upper B^- mass sideband is used to model the correlation in the background.

From the likelihood fit, we obtain raw yields for the six decays, two of which are shown in Fig. 2. The ratios R and A_{CP+} obtained from these yields are corrected using Monte Carlo simulation to account for the relative efficiencies between the decay modes. Small biases observed in pseudo-experiments, on the level of 1-2%, are corrected for as well.

4. SYSTEMATIC UNCERTAINTIES

A number of sources of systematic uncertainty are evaluated for the ratios R , R_{CP+} , and A_{CP+} . The largest sources of systematic uncertainty are due to particle flavor identification (dE/dx) and the correlation between α

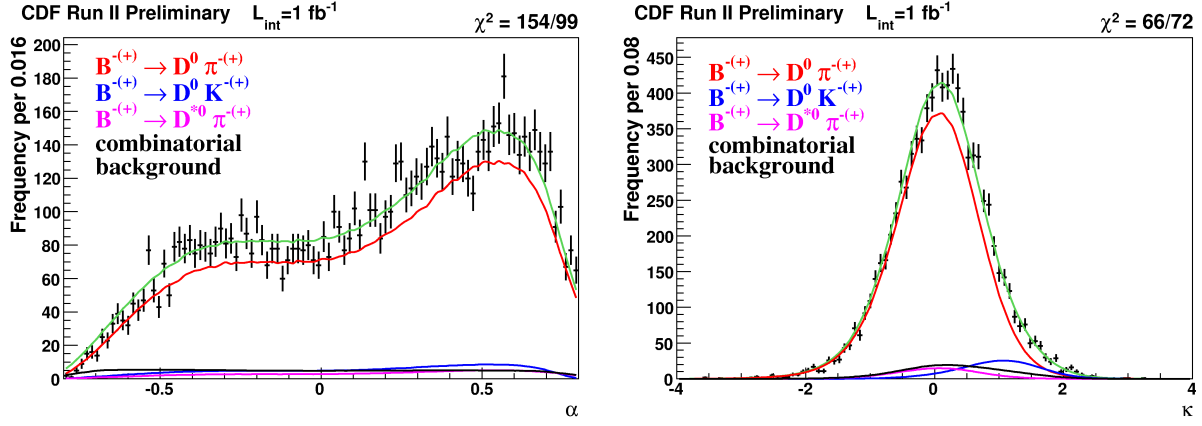


Figure 1: Fit projections of α (left) and κ (right) for $B^+ \rightarrow [K^- \pi^+] \pi^+$ decays. The green line in both plots indicates the overall fit.

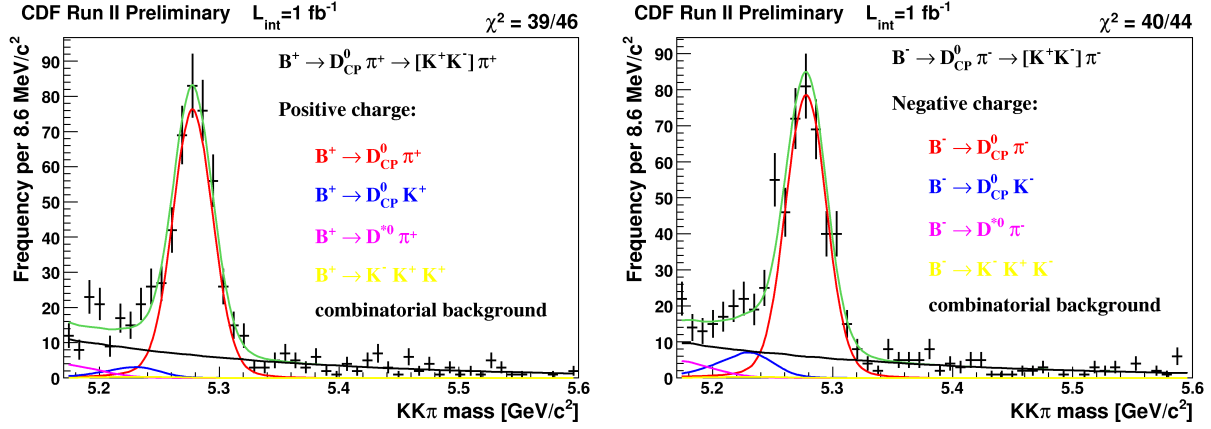


Figure 2: Mass fit projections for $B^+ \rightarrow [K^- K^+] \pi^+$ (left) and $B^- \rightarrow [K^- K^+] \pi^-$ (right). The green line in both plots indicates the overall fit.

and p_{tot} in the combinatoric background. The second of these systematic uncertainties is limited by the statistics of the invariant mass sidebands, so its knowledge will improve with increased data. The description of the invariant mass of the $D^{*0} \pi^-$ is also a significant source of systematic uncertainty in the measurement of R . Other sources of systematic uncertainties considered are the uncertainty on the value of the B^- mass [9], the mass model of the combinatoric background, the knowledge of correlations between α and p_{tot} in the $D^0 \pi^-$, $D^{*0} \pi^-$, and $D^0 K^-$ PDFs, the small bias observed in pseudo-experiments, and the statistics of the simulated sample used to correct relative efficiencies. The systematic uncertainties assigned are listed in Tab. I.

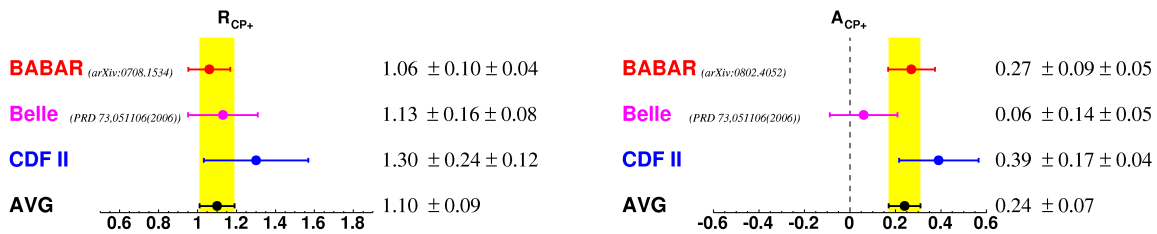
5. RESULTS

The final results for R , R_{CP+} and A_{CP+} , corrected for relative efficiencies and including systematic uncertainties, are

$$\begin{aligned}
 R &= 0.0745 \pm 0.0043 \text{ (stat)} \pm 0.0043 \text{ (syst)}, \\
 R_{CP+} &= 1.30 \pm 0.24 \text{ (stat)} \pm 0.12 \text{ (syst)}, \\
 A_{CP+} &= 0.39 \pm 0.17 \text{ (stat)} \pm 0.04 \text{ (syst)}.
 \end{aligned}$$

Source of systematic uncertainty	R	R_{CP+}	A_{CP+}
dE/dx	0.0028	0.056	0.030
Input B^- mass	0.0002	0.004	0.002
$D^{*0}\pi^-$ mass model	0.0028	0.025	0.006
Combinatoric bg. mass model	0.0002	0.020	0.001
(α, p_{tot}) model of combinatoric bg.	0.0002	0.100	0.020
(α, p_{tot}) model of $D^0\pi^-$	0.0001	0.002	0.001
(α, p_{tot}) model of $D^{*0}\pi^-$	0.0007	0.004	0.002
(α, p_{tot}) model of D^0K^-	0.0006	0.002	0.004
Pseudo-experiment bias error	0.0001	0.005	0.003
Monte Carlo simulation statistics	0.002	-	-
Total	0.0045	0.12	0.04

Table I: Systematic uncertainties assigned to the measurement.

Figure 3: Comparison of R_{CP+} (left) and A_{CP+} (right) results with those from Belle and BABAR.

Additionally, R_{CP+} and A_{CP+} are compared with the results from Belle and BABAR in Fig. 3. This measurement represents a significant achievement for a hadron collider experiment, as it is the first time these CP observables have been measured in such a complicated environment. This result will be submitted shortly to Phys. Rev. D Rapid Communications and we anticipate updates to the measurement that make use of more data in the near future.

References

- [1] C. Amsler et al., Physics Letters B **667**, 1 (2008).
- [2] N. Cabibbo, Phys. Rev. Lett. **10**, 531 (1963);
M. Kobayashi and T. Maskawa, Prog. Theor. Phys. **49**, 652 (1973).
- [3] E. Barberio et al., "Averages of b-hadron and c-hadron Properties at the End of 2007," arXiv:0808.1297 and online update at <http://www.slac.stanford.edu/xorg/hfag>.
- [4] Charge-conjugate states are implied throughout the paper unless otherwise specified.
- [5] M. Gronau and D. London, Phys. Lett. B **253**, 483 (1991);
M. Gronau and D. Wyler, Phys. Lett. B **265**, 172 (1991).
- [6] We do not consider CP -odd D^0 decays because they are not readily reconstructed with the CDF II detector, since most CP -odd D^0 decays include neutral light mesons such as π^0 or ρ^0 .
- [7] T. Aaltonen et al. (CDF Collaboration), Phys. Rev. D **77**, 072003 (2008).
- [8] Two tracks of opposite charge are required to have an impact parameter $0.012 \leq d_0 \leq 0.1$ cm, individual transverse momentum $p_T > 2.0$ GeV/ c , $p_{T,1} + p_{T,2} > 5.5$ GeV/ c , and an opening angle $\Delta\phi < 135^\circ$.
- [9] D. Acosta et al. (CDF Collaboration), Phys. Rev. Lett. **96**, 202001 (2006).