

# Measurement of $\sigma(e^+e^- \rightarrow \pi^+\pi^-\gamma(\gamma))$ and the dipion contribution to the muon anomaly with the KLOE detector

The KLOE Collaboration

F. Ambrosino<sup>e,f</sup>, A. Antonelli<sup>a</sup>, M. Antonelli<sup>a</sup>, F. Archilli<sup>k,\ell</sup>,  
 C. Bacci<sup>m,n</sup>, P. Beltrame<sup>b</sup>, G. Bencivenni<sup>a</sup>, S. Bertolucci<sup>a</sup>,  
 C. Bini<sup>i,j</sup>, C. Bloise<sup>a</sup>, S. Bocchetta<sup>m,n</sup>, F. Bossi<sup>a</sup>,  
 P. Branchini<sup>n</sup>, P. Campana<sup>a</sup>, G. Capon<sup>a</sup>, T. Capussela<sup>a</sup>,  
 F. Ceradini<sup>m,n</sup>, S. Chi<sup>a</sup>, G. Chiefari<sup>e,f</sup>, P. Ciambrone<sup>a</sup>,  
 F. Crucianelli<sup>i</sup>, E. De Lucia<sup>a</sup>, A. De Santis<sup>i,j</sup>, P. De Simone<sup>a</sup>,  
 G. De Zorzi<sup>i,j</sup>, A. Denig<sup>b</sup>, A. Di Domenico<sup>i,j</sup>, C. Di Donato<sup>f</sup>,  
 S. Di Falco<sup>g</sup>, B. Di Micco<sup>m,n</sup>, A. Doria<sup>f</sup>, M. Dreucci<sup>a</sup>,  
 G. Felici<sup>a</sup>, A. Ferrari<sup>a</sup>, M. L. Ferrer<sup>a</sup>, S. Fiore<sup>i,j</sup>, C. Forti<sup>a</sup>,  
 P. Franzini<sup>i,j</sup>, C. Gatti<sup>a</sup>, P. Gauzzi<sup>i,j</sup>, S. Giovannella<sup>a</sup>,  
 E. Gorini<sup>c,d</sup>, E. Graziani<sup>n</sup>, M. Incagli<sup>g</sup>, W. Kluge<sup>b</sup>,  
 V. Kulikov<sup>q</sup>, F. Lacava<sup>i,j</sup>, G. Lanfranchi<sup>a</sup>, J. Lee-Franzini<sup>a,o</sup>,  
 D. Leone<sup>b</sup>, M. Martemianov<sup>a,q</sup>, M. Martini<sup>a,h</sup>, P. Massarotti<sup>e,f</sup>,  
 W. Mei<sup>a</sup>, S. Meola<sup>e,f</sup>, S. Miscetti<sup>a</sup>, M. Moulson<sup>a</sup>, S. Müller<sup>a,\*</sup>,  
 F. Murtas<sup>a</sup>, M. Napolitano<sup>e,f</sup>, F. Nguyen<sup>m,n,\*</sup>, M. Palutan<sup>a</sup>,  
 E. Pasqualucci<sup>j</sup>, A. Passeri<sup>n</sup>, V. Patera<sup>a,h</sup>, F. Perfetto<sup>e,f</sup>,  
 M. Primavera<sup>d</sup>, P. Santangelo<sup>a</sup>, G. Saracino<sup>e,f</sup>, B. Sciascia<sup>a</sup>,  
 A. Sciubba<sup>a,h</sup>, A. Sibidanov<sup>a</sup>, T. Spadaro<sup>a</sup>, M. Testa<sup>i,j</sup>,  
 L. Tortora<sup>n</sup>, P. Valente<sup>j</sup>, B. Valeriani<sup>b</sup>, G. Venanzoni<sup>a,\*</sup>,  
 R. Versaci<sup>a,h</sup>, G. Xu<sup>a,p</sup>

<sup>a</sup>Laboratori Nazionali di Frascati dell'INFN, Via E. Fermi 40, I-00044 Frascati, Italy.

<sup>b</sup>Institut für Experimentelle Kernphysik, Universität Karlsruhe, D-76128 Karlsruhe, Germany.

<sup>c</sup>Dipartimento di Fisica dell'Università del Salento, Via Arnesano, I-73100 Lecce, Italy.

<sup>d</sup>INFN Sezione di Lecce, Via Arnesano, I-73100 Lecce, Italy.

<sup>e</sup>Dipartimento di Scienze Fisiche dell'Università di Napoli "Federico II", Via

*Cintia, I-80126 Napoli, Italy.*

<sup>f</sup>*INFN Sezione di Napoli, Via Cintia, I-80126 Napoli, Italy.*

<sup>g</sup>*Dipartimento di Fisica dell'Università di Pisa, Largo Bruno Pontecorvo 3,  
I-56127 Pisa, Italy.*

<sup>h</sup>*Dipartimento di Energetica dell'Università di Roma "La Sapienza", P. Aldo  
Moro 2, I-00185 Roma, Italy.*

<sup>i</sup>*Dipartimento di Fisica dell'Università di Roma "La Sapienza", P. Aldo Moro 2,  
I-00185 Roma, Italy.*

<sup>j</sup>*INFN Sezione di Roma, P. Aldo Moro 2, I-00185 Roma, Italy.*

<sup>k</sup>*Dipartimento di Fisica dell'Università di Roma "Tor Vergata", Via della Ricerca  
Scientifica 1, I-00133 Roma, Italy.*

<sup>l</sup>*INFN Sezione di Roma Tor Vergata, Via della Ricerca Scientifica 1, I-00133  
Roma, Italy.*

<sup>m</sup>*Dipartimento di Fisica dell'Università di Roma "Roma Tre", Via della Vasca  
Navale 84, I-00146 Roma, Italy.*

<sup>n</sup>*INFN Sezione di Roma Tre, Via della Vasca Navale 84, I-00146 Roma, Italy.*

<sup>o</sup>*Physics Department, State University of New York at Stony Brook, Stony Brook,  
NY 11794-3840 USA.*

<sup>p</sup>*Institute of High Energy Physics of Academia Sinica, P.O. Box 918 Beijing  
100049, P.R. China.*

<sup>q</sup>*Institute for Theoretical and Experimental Physics, B. Cheremushkinskaya ul. 25  
RU-117218 Moscow, Russia.*

---

## Abstract

We have measured the cross section  $\sigma(e^+e^- \rightarrow \pi^+\pi^-\gamma(\gamma))$  at DAΦNE, the Frascati  $\phi$ -factory, using events with initial state radiation photons emitted at small angle and inclusive of final state radiation. We present the analysis of a new data set corresponding to an integrated luminosity of  $240 \text{ pb}^{-1}$ . We have achieved a reduced systematic uncertainty with respect to previously published KLOE results. From the cross section we obtain the pion form factor and the contribution to the muon magnetic anomaly from two-pion states in the mass range  $0.592 < M_{\pi\pi} < 0.975 \text{ GeV}$ . For the latter we find  $\Delta^{\pi\pi}a_\mu = (387.2 \pm 0.5_{\text{stat}} \pm 2.4_{\text{exp}} \pm 2.3_{\text{th}}) \times 10^{-10}$ .

*Key words:* Hadronic cross section, initial state radiation, pion form factor, muon anomaly

*PACS:* 13.40.Gp, 13.60.Hb, 13.66.Bc, 13.66.Jn

---

\* Corresponding Authors.

*Email addresses:* stefan.mueller@lnf.infn.it (S. Müller),  
nguyen@fis.uniroma3.it (F. Nguyen), graziano.venanzoni@lnf.infn.it  
(G. Venanzoni).

## 1 Introduction

The muon magnetic anomaly,  $a_\mu$ , has been recently measured at Brookhaven with an accuracy of 0.54 ppm [1]. The value of  $a_\mu$  in the standard model, is found to differ from the experimental value by 2.8 to 3.4 standard deviations [2,3]. The main source of uncertainty in the estimate of  $a_\mu$  is the hadronic contribution, which is not calculable in perturbative QCD. The hadronic contribution, at lowest order,  $\Delta^{\text{h,lo}}a_\mu$ , is obtained from a dispersive integral over the cross section for  $e^+e^- \rightarrow \text{hadrons}$  [4,5]. The  $e^+e^- \rightarrow \pi^+\pi^-$  channel accounts for  $\sim 70\%$  of  $\Delta^{\text{h,lo}}a_\mu$  and  $\sim 60\%$  of its uncertainty.

It should be noted that the physically measurable cross section for  $e^+e^- \rightarrow \pi^+\pi^-$ , as such, cannot be used in the dispersive integral for two reasons. The first, obviously, is that the measured cross section is affected by initial state radiation (ISR) which must not be included in the contribution to the muon anomaly. Even the energy at the  $\pi\pi\gamma$  vertex is different from the nominal  $e^+e^-$  collision energy. The second reason is more a question of tradition and book keeping. The photon at the  $\pi^+\pi^-\gamma$  vertex, at lowest order, is a bare photon, *i.e.* without vacuum polarization. The measured cross section must be therefore corrected for both effects, as we discuss later. Final state radiation (FSR) from the pions must instead be included. The measured quantities therefore require corrections for the photon vacuum polarization, for ISR, and to ensure that pion FSR is included, since some of the events with FSR might have been rejected. In our measurement there are some additional corrections, mostly due to ambiguities between ISR and FSR because we measure the dipion mass and not the  $e^+e^-$  collision energy.

In 2005, we published [6] a measurement of the dipion contribution  $\Delta^{\pi\pi}a_\mu$ , using the method described in Sec. 2, using data collected in 2001 for  $\int \mathcal{L} dt = 140 \text{ pb}^{-1}$ , with a fractional systematic error of 1.3%. We discuss in the following a new and more accurate measurement of the same quantity (additional information can be found in [7]).

## 2 Measurement of $e^+e^- \rightarrow \pi^+\pi^-$ cross section at DAΦNE

The KLOE detector operates at DAΦNE, the Frascati  $\phi$ -factory, a “small angle”  $e^+e^-$  collider running mainly at a center of mass energy equal to the  $\phi$  meson mass,  $W \sim 1020 \text{ MeV}$ . At DAΦNE, we measure the differential cross section for  $e^+e^- \rightarrow \pi^+\pi^-\gamma$  as a function of the  $\pi^+\pi^-$  invariant mass,  $M_{\pi\pi}$ , for ISR events, and obtain the dipion cross section  $\sigma_{\pi\pi} \equiv \sigma(e^+e^- \rightarrow \pi^+\pi^-)$  from [8]:

$$s \frac{d\sigma(ee \rightarrow \pi\pi\gamma)}{dM_{\pi\pi}^2} \Big|_{\text{ISR}} = \sigma_{\pi\pi}(M_{\pi\pi}^2) H(M_{\pi\pi}^2, s). \quad (1)$$

Eq. 1 defines  $H$ , the “radiator function”.  $H$  can be obtained from QED calculations and depends on the  $e^+e^-$  center-of-mass energy squared  $s$ . In Eq. 1 we neglect FSR, which however is included in our analysis. The cross section we obtain is inclusive of all radiation in the final state.

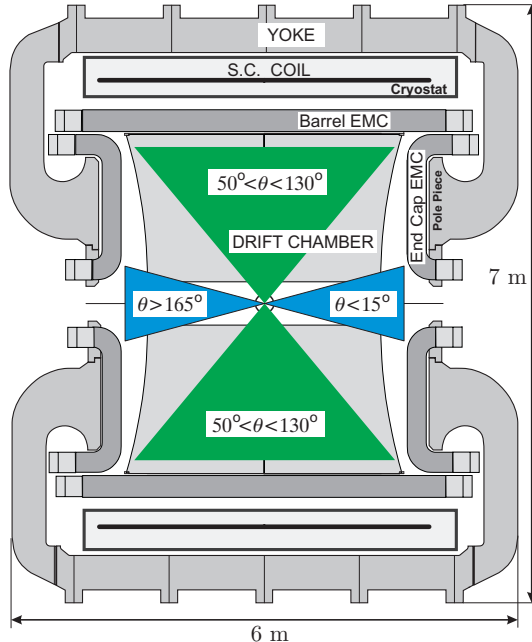


Fig. 1. Vertical cross section of the KLOE detector, showing the small and large angle regions where photons and pions are accepted

### 3 Selection of $e^+e^- \rightarrow \pi^+\pi^-\gamma$ events and background rejection

KLOE collected a nominal integrated luminosity of about  $2.5 \text{ fb}^{-1}$  up to the year 2006. The results presented here use data with  $\int \mathcal{L} dt = 240 \text{ pb}^{-1}$  taken in 2002. The statistical fractional error on the  $\pi^+\pi^-$  contribution to the muon anomaly,  $\Delta^{\pi\pi} a_\mu$ , for dipion masses between 0.592 and 0.975 GeV is smaller than 0.2%.

#### 3.1 The KLOE detector

The KLOE detector consists of a cylindrical drift chamber (DC) [9] and an electromagnetic calorimeter (EMC) [10]. The DC has a momentum resolution of  $\sigma_{p_\perp}/p_\perp \sim 0.4\%$  for tracks with polar angle  $\theta > 45^\circ$ . Track points are measured in the DC with a resolution in  $r$ - $\phi$  of  $\sim 0.15 \text{ mm}$  and  $\sim 2 \text{ mm}$  in  $z$ . The EMC has an energy resolution of  $\sigma_E/E \sim 5.7\%/\sqrt{E \text{ (GeV)}}$  and an excellent time resolution of  $\sigma_t \sim 54 \text{ ps}/\sqrt{E \text{ (GeV)}} \oplus 100 \text{ ps}$ . Calorimeter clusters are reconstructed grouping together energy deposits close in space and time. A superconducting coil provides an axial magnetic field of 0.52 T along the bisector of the colliding beam directions. The bisector is taken as the  $z$  axis of our coordinate system. The  $x$  axis is horizontal, pointing to the center of the collider rings and the  $y$  axis is vertical, directed upwards. A cross section of the detector in the  $y, z$  plane is shown in Fig. 1. Events used in this analysis were triggered [11] by two energy deposits larger than 50 MeV in two sectors of the barrel calorimeter.

The  $\pi^+\pi^-\gamma$  cross section diverges at small photon angle as  $(1 - \cos^2 \theta_\gamma)^{-2} \propto 1/\theta_\gamma^4$  making FSR  $\pi^+\pi^-\gamma$  processes and  $\phi$  decays relatively unimportant. For this reason

we measure  $d\sigma/dM_{\pi\pi}^2$  at small photon angle.

Figure 1 shows the fiducial volumes we use in the following for pions and photons. Note that the photon is not detected. Below we list the requirements for event selection.

- (1) Two tracks of opposite sign curvature, crossing a cylinder of radius 8 cm and length 15 cm centered at the interaction point, must satisfy  $50^\circ < \theta < 130^\circ$  and  $p_\perp > 160$  MeV or  $|p_z| > 90$  MeV, to ensure good reconstruction and efficiency.
- (2) The (unobserved) photon direction, reconstructed from the two tracks above as  $\mathbf{p}_\gamma = -(\mathbf{p}_+ + \mathbf{p}_-)$  must satisfy  $|\cos\theta_\gamma| > \cos(\pi/12)$  ( $15^\circ$ ). In the following  $\theta_{\pi\pi} = \pi - \theta_\gamma$  is the polar angle of the dipion system.
- (3) The main background processes are  $e^+e^- \rightarrow e^+e^-\gamma$ ,  $\mu^+\mu^-\gamma$  and  $\phi \rightarrow \pi^+\pi^-\pi^0$  decays. Signal events are distinguished from  $e^+e^- \rightarrow e^+e^-\gamma$  events by particle identification (PID), using a pseudo-likelihood estimator [12] for each track,  $L_\pm$ , based on time of flight, energy and shape of the cluster associated to the track. Electrons deposit most of their energy near the entrance of the calorimeter while muons and pions lose energy almost uniformly along the depth of the calorimeter. Events with both tracks having  $L_\pm < 0$ , as in the lower left rectangle of Fig. 2, left, are identified as electrons and rejected. The efficiency for this selection is larger than 99.95%, evaluated on  $\pi^+\pi^-\gamma$  samples, obtained from both data and Monte Carlo. The probability for the  $e^+e^-\gamma$  events to be misidentified by the estimator as  $\pi^+\pi^-\gamma$  is 3%.
- (4) The event must satisfy a cut on the track mass variable,  $M_{\text{trk}}$ . Assuming the presence of an unobserved photon and that the tracks belong to particles of the same mass,  $M_{\text{trk}}$  is computed from energy and momentum conservation:

$$\left(\sqrt{s} - \sqrt{|\mathbf{p}_+|^2 + M_{\text{trk}}^2} - \sqrt{|\mathbf{p}_-|^2 + M_{\text{trk}}^2}\right)^2 - (\mathbf{p}_+ + \mathbf{p}_-)^2 = 0$$

where  $\mathbf{p}_\pm$  is the measured momentum of the positive (negative) particle, and only one of the four solutions is physical. A cut is applied in the  $M_{\text{trk}}-M_{\pi\pi}^2$  plane, as shown in Fig. 2. The requirement  $M_{\text{trk}} > 130$  MeV rejects  $\mu^+\mu^-\gamma$ , and further suppresses the fraction of  $e^+e^-\gamma$  surviving the pseudo-likelihood selection. While the  $M_{\pi\pi}^2$  dependent curve rejects  $\pi^+\pi^-\pi^0$ .

About  $3 \times 10^6$  events pass these criteria.

Residual  $e^+e^-\gamma$ ,  $\mu^+\mu^-\gamma$  and  $\pi^+\pi^-\pi^0$  background contamination levels are evaluated by fitting the  $M_{\text{trk}}$  spectrum of the accepted events with a superposition of Monte Carlo (MC) distributions describing signal and backgrounds. The normalized contributions from signal and backgrounds are free parameters of the fit, performed for 30 intervals in  $M_{\pi\pi}^2$  of 0.02 GeV<sup>2</sup> width. We also estimate the contribution from  $e^+e^- \rightarrow \pi^+\pi^-e^+e^-$  events, using the MC generator Ekhara [13]. The errors on the background estimates reflect the uncertainty on the production mechanism and the errors on the normalization coefficients from the fit. The results are given in Table 1. Other possible backgrounds from [14]  $\phi \rightarrow (f_0, \sigma)\gamma \rightarrow \pi^+\pi^-\gamma$ ,  $e^+e^- \rightarrow \rho^\pm\pi^\mp \rightarrow \pi^+\pi^-\gamma$ ,  $\phi \rightarrow (\eta, \eta')\gamma$  and the radiative return to the  $\omega$ ,  $e^+e^- \rightarrow$

$\omega\gamma_{\text{ISR}} \rightarrow \pi^+\pi^-\pi^0\gamma$ , are negligible after the acceptance cuts. Background from the process  $e^+e^- \rightarrow e^+e^-e^+e^-$  is estimated to be well below 0.1%.

### 3.2 Improvements with respect to the published analysis

With respect to our published result [6], the present analysis profits from lower machine background and more stable DAΦNE operation in 2002. Improved data filters were also developed.

- (1) A new trigger (L3) implemented at the end of 2001 reduced the loss of events rejected as cosmic rays events from 30% to 0.2%. The event loss is determined from a downscaled control sample taken without the enforcement of the cosmic-ray veto.
- (2) An offline background filter efficiency of 95% resulted in a large systematic uncertainty in our previous result. A new filter with 98.5% efficiency and negligible systematic uncertainty has been implemented. A downscaled sample is retained to evaluate the filter efficiency.
- (3) We no longer require that the two pion tracks form a vertex. The uncertainty in the corresponding efficiency in the 2005 analysis is now removed.

Finally, the Bhabha cross section has been reevaluated with better accuracy[15] than at the time of our previous measurement, as discussed below.

### 3.3 Efficiencies, acceptance and systematic errors

An improved simulation of the detector response allows determination of the efficiency for the event-selection criteria described above. The generator Phokhara, including next-to-leading-order ISR [16] and leading-order FSR corrections, as well as simultaneous emission of one ISR and one FSR photon [17] has been inserted in the standard KLOE MC Geanfi [18].

Corrections are needed for the trigger and tracking efficiency. We compare MC efficiencies with efficiencies obtained from a data control sample, and correct the MC where discrepancies are present.

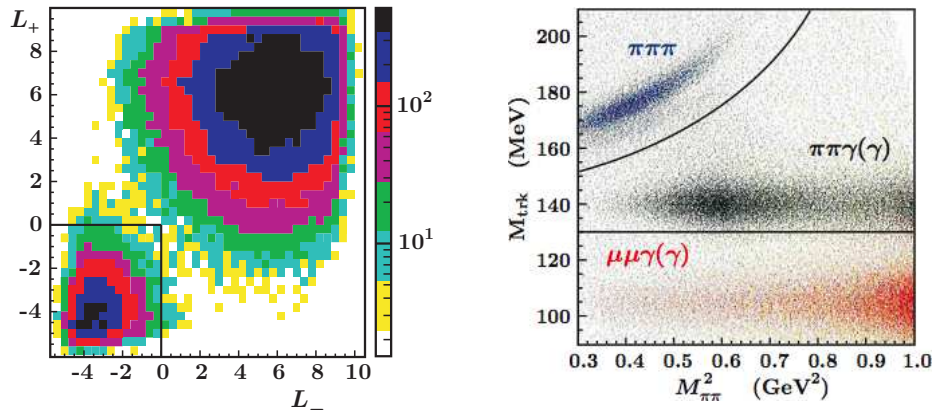


Fig. 2. Left: PID estimator of the positive track vs. PID estimator of the negative track. Right: signal and background distributions in the  $M_{\text{trk}} - M_{\pi\pi}^2$  plane.

**Trigger.** The efficiency is obtained from a subsample of  $\pi^+\pi^-\gamma$  events in which a single pion satisfies the trigger requirements. Then, the trigger response for the other pion is parametrized as a function of its momentum and direction. The efficiency as a function of  $M_{\pi\pi}$  is obtained using the MC event distribution and ranges from 96% to 99%. The result is checked with a subset of the same sample, selected with an essentially independent drift chamber trigger, and evaluating the efficiency satisfying the calorimeter trigger directly as a function of  $M_{\pi\pi}$ . The constant fractional difference of 0.1% is taken as the systematic uncertainty.

**Tracking.** The tracking efficiency for single pions is evaluated for each charge as a function of momentum and polar angle, using  $\phi \rightarrow \pi^+\pi^-\pi^0$  and  $\pi^+\pi^-\gamma$  events, both identified on the basis of calorimeter information and the observation of a pion track. The two control samples are complementary:  $\phi \rightarrow \pi^+\pi^-\pi^0$  decays are more abundant, but do not cover the whole momentum range of interest. The efficiency is  $\sim 98\%$  and constant in  $M_{\pi\pi}^2$ . The fractional difference between the results obtained with the two samples is 0.3%, which is taken as systematic error.

**Pion ID.** Each track is extrapolated to the calorimeter and at least one cluster is searched for within a sphere of radius  $|\mathbf{r}_{\text{ent}} - \mathbf{r}_{\text{clu}}| < 90$  cm.  $\mathbf{r}_{\text{ent}}$  and  $\mathbf{r}_{\text{clu}}$  are the coordinates of the track entry point and of the cluster centroid. The value of 90 cm is chosen to include pion fragments and minimizes the systematic error on the trigger efficiency correction. The efficiency is evaluated on  $\pi^+\pi^-\gamma$  events where a single track has an associated cluster identified as pion ( $L > 0$ ), and parametrizing the probability of the other track to find an associated cluster with  $L > 0$ . This probability is larger than 99.9%. No difference on the pion cluster efficiency is found by varying the association radius; the systematic error is taken as negligible.

Efficiencies for  $M_{\text{trk}}$  cuts and acceptance are evaluated from MC, corrected to reproduce data distributions. The efficiency of the selection is shown in Fig. 3.

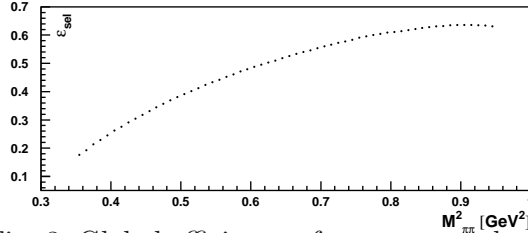


Fig. 3. Global efficiency of  $\pi\pi\gamma$  event selection.

Systematic uncertainties are obtained as follows.

- The systematic uncertainty due to the  $M_{\text{trk}}$  cut is obtained by moving the cuts in the  $M_{\text{trk}}-M_{\pi\pi}^2$  plane within reasonable limit of the mass resolution and evaluating the difference in the  $\pi^+\pi^-\gamma$  spectrum. We find a fractional difference of 0.2% (constant in  $M_{\pi\pi}$ ) which we take as systematic error.
- Systematic effects due to polar angle requirements for the pions,  $50^\circ < \theta < 130^\circ$ , and of dipion,  $|\cos\theta_{\pi\pi}| > \cos(15^\circ)$ , are estimated by varying the angular acceptance by  $1^\circ$  around the nominal value. The systematic error decreases from 0.6% at  $M_{\pi\pi}^2 = 0.35$  GeV<sup>2</sup> to 0.1% at  $M_{\pi\pi}^2 = 0.64$  GeV<sup>2</sup> and is negligible for larger values (see Table 2).

### 3.4 Luminosity

The absolute normalization of the data sample is obtained from the yield of large angle ( $55^\circ < \theta < 125^\circ$ ) Bhabha-scattering events. The integrated luminosity,  $\int \mathcal{L} dt$ , is obtained by dividing the observed number of these events by the effective cross section evaluated by the MC generator Babayaga [19], inserted in the KLOE MC Geant4 [20]. The Babayaga generator includes QED radiative corrections via the parton shower algorithm. An updated version of the generator, Babayaga@NLO [15], gives a Bhabha cross section of 456.2 nb, 0.7% lower than the value from the previous version, while the theoretical uncertainty is reduced from 0.5% to 0.1%. The experimental uncertainty on the luminosity is 0.3%, dominated by the systematics on the angular acceptance.

## 4 Evaluation of the pion form factor

The differential  $\pi^+\pi^-\gamma$  cross section is obtained from the observed number of events,  $N_{\text{obs}}$ , after subtracting the residual background,  $N_{\text{bkg}}$ , correcting for the selection efficiency,  $\epsilon_{\text{sel}}(M_{\pi\pi}^2)$ , and dividing by the luminosity  $\mathcal{L}$ :

$$\frac{d\sigma_{\pi\pi\gamma}}{dM_{\pi\pi}^2} = \frac{N_{\text{obs}} - N_{\text{bkg}}}{\Delta M_{\pi\pi}^2} \frac{1}{\epsilon_{\text{sel}}(M_{\pi\pi}^2) \mathcal{L}}. \quad (2)$$

The background mentioned above varies smoothly from 1% around the  $\rho$  peak to  $\sim 7\%$ , for low and high  $M_{\pi\pi}$  mass. This background is dominated by misidentified muon pairs at high mass, and  $\pi^+\pi^-\pi^0$  events at low mass. Our mass resolution ( $\delta M_{\pi\pi}^2 \sim 2 \times 10^{-3} \text{ GeV}^2$ , or  $\delta M_{\pi\pi} \sim 1.3 \text{ MeV}$  at the  $\rho$  peak) allows us to use bins of  $\Delta M_{\pi\pi}^2 = 0.01 \text{ GeV}^2$  width. In order to correct for resolution effects, the differential cross section is unfolded using the Bayesian method described in [21]. The point-by-point uncertainty introduced by the unfolding procedure – appreciable only in the  $\rho$ - $\omega$  region,  $M_{\pi\pi}^2 \sim 0.6 \text{ GeV}^2$  – is given in Table 3. The unfolding does not introduce any additional systematic error on  $\Delta^{\pi\pi} a_\mu$ .

The quantity  $M_{\pi\pi}$  is computed from measured momenta of the pions and is shifted by radiative effects from the mass value at the  $\pi^+\pi^-\gamma$  vertex,  $M_{\pi\pi}^0$ . The cross section  $\sigma_{\pi\pi}(M_{\pi\pi}^0)$  is determined accounting for this shift and dividing the  $\pi^+\pi^-\gamma$  cross section by the radiator function  $H$  (obtained from Phokhara by setting pion form factor  $F_\pi = 1$ ) as in Eq. 1. Fluctuations in the  $e^+e^-$  CM energy during data taking introduce an additional systematic uncertainty in the evaluation of  $H$  (see Table 4).

The pion form factor is obtained from  $\sigma_{\pi\pi}$  after subtraction of FSR, assuming point-like pions ( $\eta_{FSR}$  term [22,23]):

$$|F_\pi|^2 (1 + \eta_{FSR}) = \frac{3}{\pi} \frac{M_{\pi\pi}^2}{\alpha^2 \beta_\pi^3} \sigma_{\pi\pi}, \quad \beta_\pi = \sqrt{1 - \frac{4m_\pi^2}{M_{\pi\pi}^2}} \quad (3)$$



where  $\alpha$  is the fine structure constant ( $\alpha = e^2/4\pi$ ), and  $\beta_\pi$  is the pion velocity in the  $\pi\pi$  rest frame.

Our results are summarized in Table 7, which gives the integrals over bins of 0.01  $\text{GeV}^2$  identified by their lower edge of:

- the observed differential cross section  $d\sigma_{e^+e^- \rightarrow \pi\pi\gamma}/dM_{\pi\pi}^2$  as a function of the invariant mass of the dipion system in the angular region  $\theta_{\pi\pi}(\pi - \theta_{\pi\pi}) < 15^\circ$ ;
- the *bare* cross section  $\sigma_{\pi\pi}^0$ , inclusive of FSR, and with vacuum polarization effects removed [24]:  $\sigma_{\pi\pi}^0 = \sigma_{\pi\pi}[\alpha(0)/\alpha(M_{\pi\pi})]^2$ ;
- the pion form factor without FSR and with vacuum polarization effects included.

The errors in Table 7 are statistical only. The systematic errors are given in Tables 1, 2, 3, and 4. The statistical errors are weakly correlated as a result of the resolution unfolding. The correct covariance matrix is used for the calculation of the statistical error on  $\Delta^{\pi\pi}a_\mu$ . The systematic errors cannot be considered as fluctuations of random variables within each of the categories considered. We combine all contributions for the same  $M_{\pi\pi}$  value in quadrature. We add linearly then the errors for each bin to obtain the total systematic error on  $\Delta^{\pi\pi}a_\mu$ .

Figure 4 left, shows the differential cross section for  $e^+e^- \rightarrow \pi^+\pi^-\gamma$  with  $|\cos\theta_\gamma| > \cos(15^\circ)$  after applying the corrections described above. Figure 4 right, shows the cross section  $\sigma_{\pi\pi}^0$ , which is the input for the dispersive integral for  $\Delta^{\pi\pi}a_\mu$ .

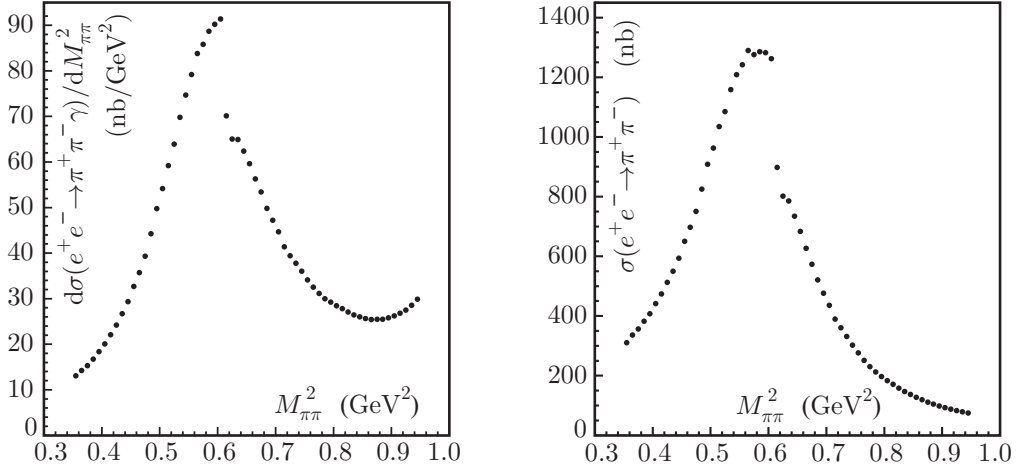


Fig. 4. Left: Differential cross section for  $e^+e^- \rightarrow \pi^+\pi^-\gamma(\gamma)$ , with  $|\cos\theta_\gamma| > \cos(15^\circ)$ . Right: cross section for  $e^+e^- \rightarrow \pi^+\pi^-$ .

## 5 Evaluation of $\Delta^{\pi\pi}a_\mu$

The dispersive integral for  $\Delta^{\pi\pi}a_\mu$  is computed as the sum of the values for  $\sigma_{\pi\pi}^0$  listed in Table 7 times the kernel  $K(s)$ :

$$\Delta^{\pi\pi}a_\mu = \frac{1}{4\pi^3} \int_{s_{min}}^{s_{max}} ds \sigma_{\pi\pi(\gamma)}^0(s) K(s), \quad (4)$$

$M_{\pi\pi}^2$ (GeV <sup>2</sup> )	0.00	0.01	0.02	0.03	0.04	0.05	0.06	0.07	0.08	0.09
0.3						0.5	0.4	0.4	0.4	0.4
0.4	0.4	0.4	0.4	0.3	0.3	0.3	0.3	0.3	0.3	0.3
0.5	0.3	0.3	0.3	0.2	0.3	0.2	0.2	0.2	0.2	0.2
0.6	0.2	0.2	0.2	0.2	0.2	0.2	0.2	0.2	0.2	0.2
0.7	0.2	0.1	0.1	0.1	0.1	0.1	0.1	0.1	0.1	0.1
0.8	0.1	0.1	0.1	0.1	0.1	0.1	0.1	0.1	0.1	0.1
0.9	0.1	0.1	0.1	0.1	0.1	0.1	0.1	0.1	0.1	0.1

Table 1

Systematic errors in (in percent) due to background subtraction, in 0.01 GeV<sup>2</sup> bin intervals of  $M_{\pi\pi}^2$ . The lower bin's edge is given by the sum of the values in the first row and first column.

$M_{\pi\pi}^2$ range (GeV <sup>2</sup> )	Systematic error (%)
$0.35 \leq M_{\pi\pi}^2 < 0.39$	0.6
$0.39 \leq M_{\pi\pi}^2 < 0.43$	0.5
$0.43 \leq M_{\pi\pi}^2 < 0.45$	0.4
$0.45 \leq M_{\pi\pi}^2 < 0.49$	0.3
$0.49 \leq M_{\pi\pi}^2 < 0.51$	0.2
$0.51 \leq M_{\pi\pi}^2 < 0.64$	0.1
$0.64 \leq M_{\pi\pi}^2 < 0.95$	-

Table 2

Fractional systematic errors on the acceptance.

$M_{\pi\pi}^2$ (GeV <sup>2</sup> )	0.58	0.59	0.6	0.61	0.62
$\delta_{unf}(\%)$	0.4	0.3	2.1	4.0	0.4

Table 3

Systematic error (in percent) on  $d\sigma_{e^+e^- \rightarrow \pi\pi\gamma}/dM_{\pi\pi}^2$  due to the correction for detector resolution in 0.01 GeV<sup>2</sup> intervals. The indicated values for  $M_{\pi\pi}^2$  represent the lower bin's edge. Outside this interval, the  $\rho$ - $\omega$  region, the effect is negligible.

$(M_{\pi\pi}^0)^2$ (GeV <sup>2</sup> )	0.00	0.01	0.02	0.03	0.04	0.05	0.06	0.07	0.08	0.09
0.3						0.3	0.4	0.2	0.1	0.2
0.4	0.1	0.2	0.1	0.2	0.1	0.2	0.2	0.3	0.1	0.2
0.5	0.3	0.3	0.1	0.2	0.3	0.3	0.3	0.2	0.2	0.3
0.6	0.1	0.3	0.3	0.2	0.2	0.3	0.3	0.3	0.2	0.3
0.7	0.3	0.3	0.4	0.3	0.3	0.3	0.4	0.3	0.3	0.3
0.8	0.4	0.4	0.3	0.5	0.4	0.5	0.4	0.4	0.5	0.5
0.9	0.5	0.6	0.6	0.6	0.7					

Table 4

Systematic errors (in percent) on the radiator function due to the spread of  $\sqrt{s}$  in the 2002 data taking period, given in 0.01 GeV<sup>2</sup> bin intervals of  $M_{\pi\pi}^2$ . The lower bin's edge is given by the sum of the values in the first row and first column.

where the kernel, see the second paper of ref. [5], is given by

$$K(s) = x^2 \left(1 - \frac{x^2}{2}\right) + (1+x)^2 (1+x^{-2}) \left(\log(1+x) - x + \frac{x^2}{2}\right) + \frac{1+x}{1-x} x^2 \log x$$

	$\sigma_{\pi\pi\gamma}$	$\sigma_{\pi\pi}^0$	$F_\pi$	$\Delta^{\pi\pi}a_\mu$
Reconstruction Filter	negligible			
Background subtraction	Tab. 1		0.3%	
Trackmass	0.2%			
Pion cluster ID	negligible			
Tracking efficiency	0.3%			
Trigger efficiency	0.1%			
Acceptance	Tab. 2		0.2%	
Unfolding	Tab. 3		negligible	
L3 filter	0.1%			
$\sqrt{s}$ dependence of $H$	-	Tab. 4		0.2%
Luminosity	0.3%			
Experimental systematics				0.6%
FSR resummation	-	0.3%		
Radiator function $H$	-	0.5%		
Vacuum Polarization	-	0.1%	-	0.1%
Theory systematics				0.6%

Table 5

Systematic errors on  $\sigma_{\pi\pi\gamma}$ ,  $\sigma_{\pi\pi}^0$ ,  $F_\pi$  and  $\Delta^{\pi\pi}a_\mu$ .

with

$$x = \frac{1 - \sqrt{1 - 4m_\mu^2/s}}{1 + \sqrt{1 - 4m_\mu^2/s}}$$

Eq. 4 gives  $\Delta^{\pi\pi}a_\mu = (387.2 \pm 0.5_{\text{stat}} \pm 2.4_{\text{exp}} \pm 2.3_{\text{th}}) \times 10^{-10}$  in the interval  $0.35 < M_{\pi\pi}^2 < 0.95 \text{ GeV}^2$ . Contributions to the systematic errors on  $\Delta^{\pi\pi}a_\mu$  are given in the last column of Table 5.

## 6 Comparison between 2008 and 2005 analyses

In order to compare consistently the  $\pi^+\pi^-\gamma$  differential cross section from this analysis to that from our previous analysis, two corrections have been applied to the previous results:

- a  $-0.7\%$  overall shift, due to the new evaluation of the Bhabha cross section, obtained from the updated version of the Babayaga generator (see Sec. 3.4);
- an energy-dependent effect due to a double counting of the calorimeter cluster efficiency in the evaluation of the trigger correction, which overestimates the cross section mainly at low-mass values by a few percent.

As a result of these updates, the value of  $\Delta^{\pi\pi}a_\mu$  from our previous analysis changes to  $(384.4 \pm 0.8_{\text{stat}} \pm 4.6_{\text{sys}}) \times 10^{-10}$ . The fractional difference between the spectra for the present analysis and that previously published (with updates), is shown in Fig. 5. While the agreement below the  $\rho$  peak is good, above  $0.7 \text{ GeV}^2$  there is some difference between the two spectra. The value obtained for the integral is consistent between the two data sets (as shown in Table 6). Because of the improvements to the analysis described in Sec. 3.2 and the high quality of the 2002 data, we consider

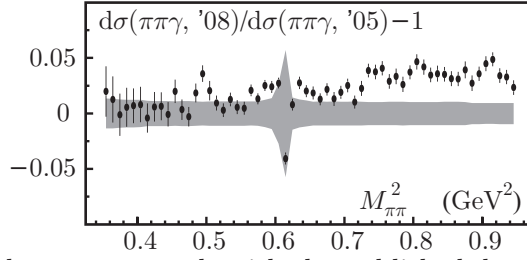


Fig. 5. Comparison of the present result with the published data, updated for the effects described in the text. The band is just the fractional systematic error of the ratio.

the present result to supersede that previously published.

$\Delta^{\pi\pi} a_\mu \times 10^{10}$	$0.35 < M_{\pi\pi}^2 < 0.95 \text{ GeV}^2$
published 05	$388.7 \pm 0.8_{\text{stat}} \pm 4.9_{\text{sys}}$
updated 05	$384.4 \pm 0.8_{\text{stat}} \pm 4.6_{\text{sys}}$
new data 08	$387.2 \pm 0.5_{\text{stat}} \pm 3.3_{\text{sys}}$

Table 6

Comparison among  $\Delta^{\pi\pi} a_\mu$  values from KLOE analyses.

## 7 Comparison with CMD-2 and SND results

We may compare the present result on  $|F_\pi|^2$  with the results from the energy scan experiments at Novosibirsk CMD-2 [25] and SND[26]. For a given energy scan experiment, whenever there are several data points falling in one  $0.01 \text{ GeV}^2$  bin, we average the values. The result can be seen in Fig. 6, left. Figure 6, right, shows the fractional difference between the data points from the energy scan experiments (CMD-2 and SND) and the KLOE data. There is reasonable agreement between

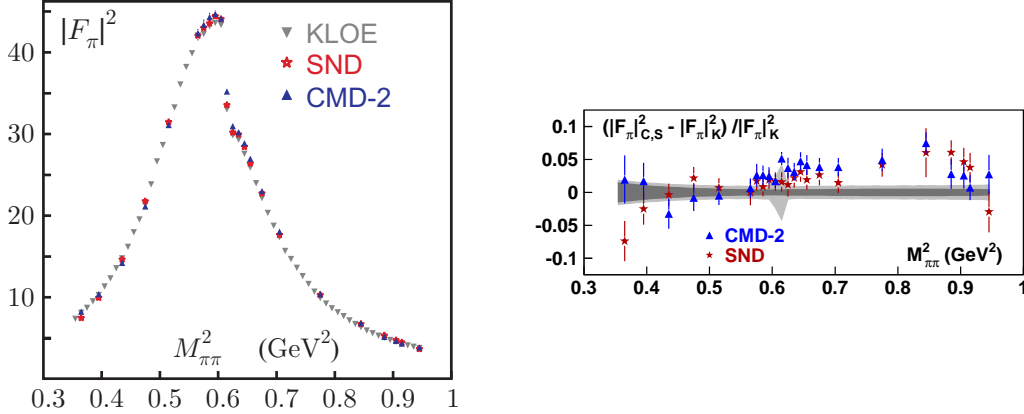


Fig. 6. Left.  $|F_\pi|^2$  from CMD-2 [25], SND [26] and KLOE with statistical errors. Right. Fractional difference between CMD-2 (C) or SND (S) and the KLOE (K) results. The dark (light) band is the KLOE statistical (statistical  $\oplus$  systematic) error. Also for CMD-2 and SND statistical  $\oplus$  systematic errors are shown.

the experiments, as also indicated by the computed values of  $\Delta^{\pi\pi} a_\mu$  given below in

the range of overlap  $0.630 < M_{\pi\pi} < 0.958$  GeV, combining statistical and systematic errors in quadrature:

$$\begin{aligned} \text{SND, 2006 [26]} \quad \Delta^{\pi\pi} a_\mu &= (361.0 \pm 5.1) \times 10^{-10} \\ \text{CMD-2, 2007 [25]} \quad \Delta^{\pi\pi} a_\mu &= (361.5 \pm 3.4) \times 10^{-10} \\ \text{this work} \quad \Delta^{\pi\pi} a_\mu &= (356.7 \pm 3.1) \times 10^{-10}. \end{aligned}$$

A fit for the best value gives  $359.2 \pm 2.1$  with  $\chi^2/\text{dof} = 1.24/2$ , corresponding to a confidence level of 54%.

## 8 Conclusions

We have measured the dipion contribution to the muon anomaly,  $\Delta^{\pi\pi} a_\mu$ , in the interval  $0.592 < M_{\pi\pi} < 0.975$  GeV, with negligible statistical error and a 0.6% experimental systematic uncertainty. Radiative corrections calculations increase the systematic uncertainty to 0.9%. Combining all errors we find:

$$\Delta^{\pi\pi} a_\mu(0.592 < M_{\pi\pi} < 0.975 \text{ GeV}) = (387.2 \pm 3.3) \times 10^{-10}.$$

This result is consistent with our previous value, with a total error smaller by 30%. Our new result confirms the current disagreement between the standard model prediction for  $a_\mu$  and the measured value.

## Acknowledgements

We would like to thank Carlo Michel Carloni Calame, Henryk Czyż, Fred Jegerlehner, Johann Kühn, Guido Montagna, Germán Rodrigo, and Olga Shekhovtsova for numerous useful discussions. We thank the DAΦNE team for their efforts in maintaining low background running conditions and their collaboration during all data-taking. We want to thank our technical staff: G.F. Fortugno and F. Sborzacchi for ensuring the efficient operation of the KLOE computing facilities; M. Anelli for his continuous attention to the gas system and the safety of the detector; A. Balla, M. Gatta, G. Corradi and G. Papalino for maintenance of the electronics; M. Santoni, G. Paoluzzi and R. Rosellini for the general support to the detector; C. Piscitelli for his help during major maintenance periods. This work was supported in part by EURODAPHNE, contract FMRX-CT98-0169; by the German Federal Ministry of Education and Research (BMBF) contract 06-KA-957; by the German Research Foundation (DFG), 'Emmy Noether Programme', contracts DE839/1-4; by INTAS, contracts 96-624, 99-37; and by the EU Integrated Infrastructure Initiative Hadron-Physics Project under contract number RII3-CT-2004-506078.

## References

- [1] G. W. Bennett *et al.* [Muon G-2 Collaboration], Phys. Rev. D **73** (2006) 072003.

$M_{\pi\pi}^2$ GeV <sup>2</sup>	$d\sigma_{\pi\pi\gamma}/dM_{\pi\pi}^2$ nb/GeV <sup>2</sup>	$\sigma_{\pi\pi(\gamma)}^0$ nb	$ F_\pi ^2$	$M_{\pi\pi}^2$ GeV <sup>2</sup>	$d\sigma_{\pi\pi\gamma}/dM_{\pi\pi}^2$ nb/GeV <sup>2</sup>	$\sigma_{\pi\pi(\gamma)}^0$ nb	$ F_\pi ^2$
0.355	13.07±0.16	309±4	7.35±0.11	0.655	59.62±0.19	683.8±2.7	25.90±0.10
0.365	14.21±0.16	335±4	8.09±0.11	0.665	56.28±0.18	626.9±2.5	23.98±0.10
0.375	15.20±0.16	354±4	8.68±0.11	0.675	53.43±0.18	573.5±2.4	22.16±0.09
0.385	16.60±0.16	380±4	9.45±0.11	0.685	49.84±0.17	520.8±2.2	20.33±0.09
0.395	18.23±0.17	405±4	10.23±0.11	0.695	47.22±0.16	476.0±2.0	18.78±0.08
0.405	19.97±0.16	439±4	11.28±0.11	0.705	44.65±0.16	435.8±1.9	17.38±0.08
0.415	22.00±0.17	472±4	12.30±0.11	0.715	41.40±0.15	389.5±1.7	15.70±0.07
0.425	24.09±0.17	511±4	13.51±0.11	0.725	39.40±0.14	360.7±1.6	14.69±0.07
0.435	26.57±0.17	548±4	14.70±0.11	0.735	37.80±0.14	331.1±1.5	13.63±0.06
0.445	29.26±0.18	592±4	16.13±0.12	0.745	36.05±0.14	302.6±1.4	12.60±0.06
0.455	32.56±0.19	648±4	17.91±0.12	0.755	34.13±0.13	276.0±1.3	11.63±0.05
0.465	35.60±0.19	695±4	19.49±0.12	0.765	32.50±0.13	251.4±1.2	10.70±0.05
0.475	39.18±0.19	749±4	21.31±0.13	0.775	31.14±0.12	230.2±1.1	9.91±0.05
0.485	44.28±0.20	826±5	23.85±0.13	0.785	30.01±0.12	212.3±1.0	9.24±0.04
0.495	49.73±0.21	908±5	26.61±0.14	0.795	29.23±0.11	197.4±0.9	8.68±0.04
0.505	54.17±0.22	963±5	28.65±0.14	0.805	28.46±0.11	183.7±0.9	8.16±0.04
0.515	59.20±0.22	1035±5	31.25±0.15	0.815	27.79±0.11	171.3±0.8	7.69±0.04
0.525	63.90±0.23	1085±5	33.25±0.15	0.825	27.06±0.11	158.4±0.8	7.180±0.035
0.535	69.82±0.24	1158±5	36.05±0.16	0.835	26.43±0.10	147.0±0.7	6.732±0.032
0.545	74.68±0.24	1209±5	38.22±0.16	0.845	26.02±0.10	137.5±0.6	6.358±0.030
0.555	79.20±0.24	1242±5	39.88±0.16	0.855	25.63±0.10	127.4±0.6	5.948±0.028
0.565	83.79±0.25	1289±5	42.06±0.16	0.865	25.43±0.10	119.2±0.6	5.621±0.026
0.575	85.79±0.25	1276±5	42.27±0.16	0.875	25.49±0.10	111.5±0.5	5.304±0.025
0.585	88.66±0.25	1285±5	43.18±0.16	0.885	25.49±0.10	104.9±0.5	5.038±0.023
0.595	90.24±0.25	1282±5	43.61±0.16	0.895	25.77±0.10	98.7±0.4	4.784±0.022
0.605	91.38±0.25	1262±5	43.37±0.16	0.905	26.20±0.10	93.1±0.4	4.550±0.020
0.615	70.10±0.21	898.1±3.5	33.03±0.13	0.915	26.81±0.10	87.6±0.4	4.322±0.019
0.625	65.02±0.20	801.7±3.2	29.84±0.12	0.925	27.49±0.10	82.8±0.4	4.117±0.018
0.635	64.92±0.20	785.7±3.1	29.31±0.12	0.935	28.57±0.10	78.74±0.33	3.950±0.017
0.645	62.40±0.20	734.2±2.9	27.57±0.11	0.945	29.86±0.10	74.74±0.31	3.780±0.016

Table 7

$d\sigma_{\pi\pi\gamma}/dM_{\pi\pi}^2$ , cross section and the pion form factor, in 0.01 GeV<sup>2</sup> intervals. The value given in the  $M_{\pi\pi}^2$  column indicates the bin center.

- [2] J. P. Miller, E. de Rafael and B. L. Roberts, Rept. Prog. Phys. **70** (2007) 795.
- [3] F. Jegerlehner, Acta Phys. Polon. B **38** (2007) 3021 (see also F. Jegerlehner, “Muon (g-2) update”, [www.lnf.infn.it/conference/phipsi08/program/monday/jegerlehner.pdf](http://www.lnf.infn.it/conference/phipsi08/program/monday/jegerlehner.pdf)).
- [4] C. Bouchiat and L. Michel, J. Phys. Radium **22** (1961) 121.
- [5] S. Brodsky and E. de Rafael, Phys. Rev. **168** (1968) 1620; B.E. Lautrup and E. de Rafael, Nuovo Cimento, **1A** (1971) 238.
- [6] A. Aloisio *et al.* [KLOE Collaboration], Phys. Lett. B **606** (2005) 12.

- [7] S. E. Müller *et al.*, KLOE Note 221, May 2008,  
www.lnf.infn.it/kloe/pub/knote/kn221.pdf .
- [8] S. Binner, J. H. Kühn and K. Melnikov, Phys. Lett. B **459** (1999) 279.
- [9] M. Adinolfi *et al.*, [KLOE Collaboration] Nucl. Instrum. Meth. A **488** (2002) 51.
- [10] M. Adinolfi *et al.*, [KLOE Collaboration] Nucl. Instrum. Meth. A **482** (2002) 364.
- [11] M. Adinolfi *et al.*, [KLOE Collaboration], Nucl. Instrum. Meth. A **492** (2002) 134.
- [12] A. Denig *et al.*, KLOE Note 192, July 2004,  
www.lnf.infn.it/kloe/pub/knote/kn192.ps .
- [13] H. Czyż and E. Nowak-Kubat, Phys. Lett. B **634** (2006) 493.
- [14] G. Pancheri, O. Shekhovtsova and G. Venanzoni, J. Exp. Theor. Phys. **106** (2008) 470.
- [15] G. Balossini *et al.*, Nucl. Phys. B **758** (2006) 227.
- [16] G. Rodrigo, H. Czyż, J. H. Kühn and M. Szopa, Eur. Phys. J. C **24** (2002) 71.
- [17] H. Czyż, A. Grzelinska, J. H. Kühn and G. Rodrigo, Eur. Phys. J. C **33** (2004) 333.
- [18] F. Ambrosino *et al.* [KLOE Collaboration], Nucl. Instrum. Meth. A **534** (2004) 403.
- [19] C.M. Carloni Calame *et al.*, Nucl. Phys. B **584** (2000) 459.
- [20] F. Ambrosino *et al.* [KLOE Collaboration], Eur. Phys. J. C **47** (2006) 589.
- [21] G. D’Agostini, Nucl. Instrum. Meth. A **362** (1995) 487.
- [22] J.S. Schwinger, “Particles, Sources, and Fields. VOL. 3”, *Redwood City, USA: ADDISON-WESLEY (1989) 318 P. (Advanced Book Classics Series)*.
- [23] F. Jegerlehner, Nucl. Phys. Proc. Suppl. **162** (2006) 22.
- [24]  $\alpha(M_{\pi\pi})$  values are kindly provided by Fred Jegerlehner.
- [25] R. R. Akhmetshin *et al.* [CMD-2 Collaboration], Phys. Lett. B **648** (2007) 28.
- [26] M. N. Achasov *et al.* [SND Collaboration], J. Exp. Theor. Phys. **103** (2006) 380.