

Pioneer 10 Doppler data analysis: disentangling periodic and secular anomalies

A. Levy and B. Christophe

ONERA/DMPH, 29 av. Division Leclerc, F-92322 Chatillon, France

P. Bério and G. Métris

Geoscience Azur, Université Nice Sophia-Antipolis, OCA, Avenue Copernic F-06130 Grasse, France

J-M. Courty and S. Reynaud

LKB, UPMC, case 74, CNRS, ENS, F-75252 Paris cedex 05, France

Abstract

This paper reports the results of an analysis of the Doppler tracking data of Pioneer probes which did show an anomalous behaviour. A software has been developed for the sake of performing a data analysis as independent as possible from that of J. Anderson et al. (Anderson et al., 2002), using the same data set. A first output of this new analysis is a confirmation of the existence of a secular anomaly with an amplitude about 0.8 nms^{-2} compatible with that reported by Anderson et al. A second output is the study of periodic variations of the anomaly, which we characterize as functions of the azimuthal angle φ defined by the directions Sun-Earth Antenna and Sun-Pioneer. An improved fit is obtained with periodic variations written as the sum of a secular acceleration and two sinusoids of the angles φ and 2φ . The tests which have been performed for assessing the robustness of these results are presented.

Key words: Pioneer anomaly, Doppler tracking data, interplanetary trajectory

1. Introduction

The Pioneer 10 and 11 spacecrafts performed accurate celestial mechanics experiment after their encounters with Jupiter and Saturn. Doppler tracking

Email addresses: bruno.christophe@onera.fr (A. Levy and B. Christophe), gilles.metris@obs-azur.fr (P. Bério and G. Métris), courty@spectro.jussieu.fr (J-M. Courty and S. Reynaud)

by the NASA Deep Space Network (Moyer, 2000) of the two spacecrafts which followed escape orbits to opposite ends of the solar system revealed an anomalous behaviour which remains imperfectly understood. Precisely, the tracking data do not meet the expectations drawn from standard gravity force law and a better fit is obtained by adding a constant Sun-ward acceleration (Anderson et al., 1998). This anomalous acceleration, now referred to as Pioneer anomaly, has a similar magnitude for the two spacecrafts. The value reported by the JPL team who discovered the anomaly is $0.874 \pm 0.133 \text{ nms}^{-2}$ (Anderson et al., 2002).

The extensive analysis by the JPL team has been published after years of cross checks (Anderson et al., 2002). The presence of an anomaly and its magnitude have been confirmed by different analysis software (Markwardt, 2002; Olsen, 2007). A number of mechanisms have been considered as attempts of explanations of the anomaly as a systematic effect generated by the spacecraft itself or its environment (see as an example (Nieto et al., 2005)) but they have not led to a satisfactory understanding to date. If confirmed, the Pioneer signal might reveal an anomalous behaviour of gravity at scales of the order of the size of the solar system and thus have a strong impact on fundamental physics, astrophysics and cosmology. It is therefore important to explore all its facets in the wider context of navigation and test of the gravity law in the solar system (see for example (Reynaud & Jaekel, 2008; Bertolami et al., 2006) and references therein).

Crucial informations are expected to come out from the re-analysis of Pioneer data (Nieto & Anderson, 2005; Turyshev et al., 2006). An international collaboration has been built to this aim within the frame of International Space Science Institute (ISSI, 2006). The Pioneer data which had been analysed by the Anderson team (Anderson et al., 2002) have been made available by Slava Turyshev (JPL) in the framework of this collaboration. They consist in Orbit Data Files (ODF) which contain in particular Pioneer 10 Doppler data from November 30th, 1986 to July 20th, 1998.

The aim of the present paper is to report some results of the analysis of these data performed by a collaboration between three groups at ONERA, OCA and LKB within the “Groupe Anomalie Pioneer” (GAP, 2006). A dedicated software called ODYSSEY has been developed to this purpose. The first result is to confirm the existence and magnitude of the anomalous secular acceleration reported by Anderson et al., using different and as independent as possible tools. The main motivation of the present paper is to study the periodic variations of the anomaly, which are known to exist besides the secular Pioneer anomaly.

The presence of diurnal and seasonal variations in the residuals has been discussed by Anderson et al. (Anderson et al., 2002). We may emphasize that such modulated anomalies are unlikely to be due to anything related to the spacecraft or its environment. Anderson et al. (Anderson et al., 2002) have proposed that they are due to modeling errors such as errors in the Earth’s ephemeris, the orientation of the Earth’s spin axis or the station’s coordinates. However, these parameters are strongly constrained by other observational methods and it seems difficult to change them enough to explain the periodic anomaly. We will show here that this periodic anomaly can be at least partly represented in

terms of a modulation of the Doppler signal as a function of a unique azimuthal angle having a physical meaning.

2. Development of the ODYSSEY software

The Pioneer 10/11 spacecrafts were tracked by the Deep Space Network (DSN) antennas. A S-Band signal at about 2.11 GHz is emitted at time t_1 by a DSN antenna and received onboard the spacecraft at time t_2 . The frequency is multiplied by a constant ratio of 240/221 by a transponder and sent back to a ground antenna where it was received at time t_3 . The Doppler shift, that is the difference between the up- and down- frequencies, is called a 2-way observable if the two antennas are the same, a 3-way observable if they are different. In fact, the ODF observable is the average of the Doppler shift over a time span called compression interval (Moyer, 2000). The ODF format, described in (Wackley, 2000), also contains the compression time, the date of the middle of the compression interval, the emitted frequency and the receiving and transmitting DSN antenna identifiers.

To analyse the ODF data, a software called ODYSSEY has been developed at the Observatoire de la Côte d’Azur within a collaboration with Onera. ODYSSEY stands for “Orbit Determination and phYsical Studies in the Solar Environment Yonder”. One of the motivation for the development of this software is the simulation of the expected effects of the Solar System Odyssey project. It is basically an interplanetary trajectory determination software. It performs numerical integration in rectangular coordinates of dynamical equations to propagate the position and velocity of the spacecraft and variational equations to propagate the sensitivity of the position and velocity with respect to the initial conditions of position and velocity and other parameters to be fitted. The numerical integration uses the Adams-Moulton-Cowell algorithm (Henrici, 1962) at an order 10. The use of this algorithm enables the direct integration of second order equations.

The values of the parameters to be estimated are obtained through a best fit procedure. The difference between measured observables O and the calculated ones C , which depend on the parameters E to be fitted, is linearized in terms of variations of E . For N values of the observable, this corresponds to a linear system of N equations with as many variables as there are terms in E . This system is then solved in ODYSSEY with classical iterative least squares analysis.

Maneuvers are taken into account as increments of velocity δV along the three directions. The dates of the maneuvers are provided by JPL and their amplitudes estimated as parameters in the best fit analysis. Constraints are imposed on the maximum values of the estimated δV in non radial directions.

The dynamical model to compute the motion of the spacecraft includes gravitational attraction by the main bodies of the solar system and direct radiation pressure. The motion of the spacecraft is computed using non relativistic gravitational equations, which are known to be sufficient at the considered level of accuracy (Markwardt, 2002). For the solar radiation pressure we use the same model as in (Anderson et al., 2002) with the reflectivity coefficient $k_r = 1.77$,

the mass $m = 259 \text{ kg}$ of the spacecraft and a cross sectional area $S = 5.9 \text{ m}^2$ (orientation of the antenna supposed here to be constant). The accuracy of this model is not critical because the acceleration due to the solar radiation pressure has decreased to less than 0.2 nms^{-2} for Pioneer 10 at the considered distances. Other known standard perturbations have been found to be negligible for Pioneer at the considered period (Anderson et al., 2002).

In its present status, the data analysis does not take into account the detailed thermal models of the spacecraft, currently under study by different groups. These models are expected to produce a slowly evolving radiation force due to heat dissipation from the Radioisotope Thermoelectric Generators (RTG); this force should appear as a part of the anomalous secular acceleration to be found below. Improved analysis of this important issue will only be possible when accurate enough models of a time dependent radiative budget will be available.

The dynamical equations are integrated in the Barycentric Celestial Reference System (BCRS); The reference time scale is the Barycentric Coordinate Time (TCB). Positions of terrestrial stations are expressed in the International Terrestrial Reference System (ITRS); the reference time scale is the Coordinated Universal Time (UTC). The transition between ITRS and BCRS on the one hand, and TCB and UTC on the other hand, are performed according to 2003 International Earth Rotation Service (IERS) conventions. The positions of celestial bodies are obtained from DE 405 ephemeris from JPL in BCRS with a reference time scale which is referred to as “ T_{eph} ” and which is similar to the Barycentric Dynamical Time (Standish, 1998).

Special efforts have been devoted in the development of ODYSSEY for handling the calculation of the ODF observable. In a first step, the perturbations of the round-trip light time are not taken into account. The ODF observable, that is the average of the Doppler shift over the compression time, is computed through a numerical approximation using the 4-points Simpson method. For the available Pioneer data, the compression time does not exceed 1980 s. The accuracy of the 4-points Simpson method in this case is evaluated to be 0.4 mHz.

The instantaneous Doppler shift is calculated in terms of velocities of the endpoints, evaluated at the event times t_1 , t_2 and t_3 (Markwardt, 2002). As only t_3 is provided in ODF, t_2 and t_1 have to be determined, which is done iteratively using the light time equation

$$t_2 = t_3 - \frac{r_{23}(t_2, t_3)}{c} - \delta\ell_{23}(t_2, t_3), \quad t_1 = t_2 - \frac{r_{12}(t_1, t_2)}{c} - \delta\ell_{12}(t_1, t_2) \quad (1)$$

where $\delta\ell_{12}$ and $\delta\ell_{23}$ are respectively the Shapiro time delay affecting the up- and down-link signals.

The spin frequency involved in Doppler shift estimation is provided by JPL. The ODF observable comes from JPL already corrected for data after the 17th of July 1990. Before this date, the spin correction is done by our software, taking the closest available value in the provided time series. As the maximal difference between two successive spin values in the file is 0.2 mHz, the accuracy of this method is considered as sufficient.

In the second step of the computation of the observable, the perturbations which affect the propagation of the tracking signal are taken into account. The Shapiro time delay and the solar corona effect are modeled as in (Anderson et al., 2002). For the determination of the electron density necessary to compute ionospheric effect, two models have been implemented, the International Reference Ionosphere (IRI) 2007 (Bilitza, 2001) and the Parametrized Ionospheric Model (PIM) (Daniell, 1995).

Two models have been implemented in ODYSSEY for the mapping functions of the tropospheric effect, the Niell Mapping Functions (NMF) (Niell, 1996) and the Global Mapping Function (GMF) (Boehm et al., 2006).

All these perturbations are modeled as delays affecting the signal (except for the Shapiro delay, their effect in equation (1) is however negligible). They are written as added propagation lengths, $\delta\ell_{12}$ and $\delta\ell_{23}$ for the up- and down-links. Their effect on the ODF observable is therefore given by the difference of these quantities between the “start” and “stop” of the compression interval (Moyer, 2000).

3. Confirmation of the existence of a constant anomaly

Our first aim was to study the secular Pioneer anomaly reported by Anderson et al. (Anderson et al., 2002). To this aim, we performed a best-fit with a constant anomalous acceleration a_P exerted on the probe. The acceleration was centered on a point chosen at the Sun, the Solar System Barycentre (SSB) or the Earth. The results obtained with these 3 possibilities were not distinguishable from each other, due to the large distance of the probe to the center of the solar system. From now on, we consider the center to be the Sun.

The initial conditions as well as the three components of each maneuver are also fitted. The components of the maneuvers are fitted in the RTN (Radial Transverse Normal) frame and the transverse and normal amplitudes are constrained to be inferior to 0.2ms^{-1} . The IRI 2007 model for ionospheric correction and GMF for tropospheric correction are used. Points with an elevation inferior to 20° are rejected so as to limit the effect of imperfections of atmospheric models. Outliers are also rejected when their difference with the expectation exceeds 100Hz at the first iteration and 6σ at the following iterations with σ the standard deviation of the residuals at this iteration.

The analysis performed with the software ODYSSEY confirms that a better fit is obtained with a constant sunward acceleration. The value estimated by ODYSSEY for the anomalous acceleration is $a_P = 0.84 \pm 0.01\text{nms}^{-2}$ with the formal error given at 1σ . The postfit residuals show a standard deviation of 9.8mHz , which is largely improved with respect to a fit without a_P . These residuals are shown on Fig. 1.

On the Fig. 2 is given another representation agreeing with figure 8 of Anderson (Anderson et al., 2002). This figure is reconstructed by the following procedure: the postfit residuals are expressed as $O - C(X_0^{opt}, \dot{X}_0^{opt}, M^{opt}, a_P)$ where X_0^{opt} , \dot{X}_0^{opt} and M^{opt} are the optimized values for initial position, initial velocity and maneuver amplitudes; then the Fig. 2 represents the quantity

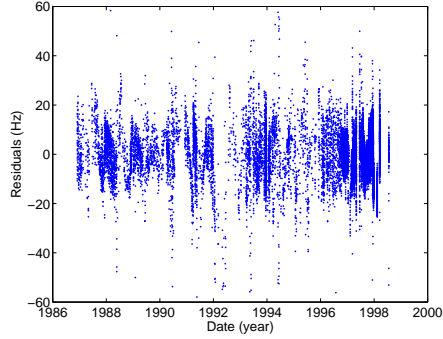


Figure 1: Best fit residuals of the Doppler tracking data of Pioneer 10 with an anomalous acceleration a_P .

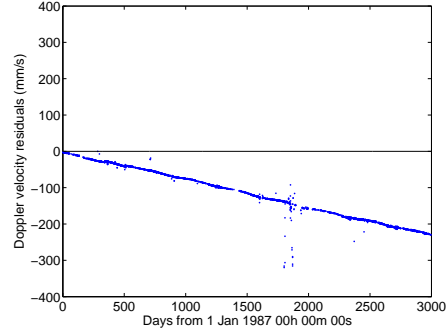


Figure 2: Reconstruction of an anomalous contribution, as in Fig. 8 of (Anderson et al., 2002); 1 mm s^{-1} corresponds to 15.4 mHz .

$O - C(X_0^{opt}, \dot{X}_0^{opt}, M^{opt}, 0)$ where the anomalous acceleration has been nullified; this representation highlights the need of the constant acceleration to reduce the residuals.

It can be emphasized that the level of the residuals on Fig. 1 is higher than the measurement noise. It is also clear on the figure that the postfit residuals do not correspond to a white gaussian noise. In order to highlight the existence of systematic structures in the residuals, we zoom on a time interval corresponding to the period from 23 November 1996 to 23 December 1996 where Pioneer 10 was on opposition (Sun, Earth and Pioneer 10 aligned in this order). The data set is thus less affected by solar plasma and it shows daily variations of the residuals (see Fig. 3). This figure clearly shows the existence of daily variations

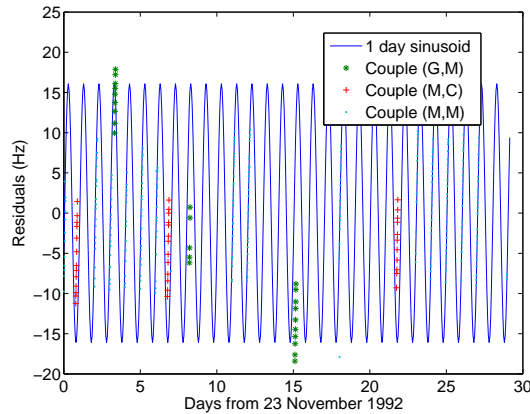


Figure 3: Best fit residuals of the Doppler tracking data of Pioneer 10, for a one-month period near opposition. Different symbols or colors refer to different couples of stations (see the text for details).

in the residuals, which are emphasized by distinguishing the data according to

different couples of emission/reception antennas. Different symbols or colors refer to different couples of stations, with M standing for Madrid (DSN antenna 63), G for Goldstone (DSN antenna 14), C for Canberra (DSN antenna 43). The full line is a daily sinusoid fitted to the residuals of the dominant data (M,M).

4. Study of the periodic variations of the Pioneer Anomaly

In order to characterize the periodic variations of the residuals, we have performed a spectral analysis of the postfit residuals. As the Pioneer data points are not evenly distributed, the commonly used Fourier transform is not appropriate for the analysis. We have used the software SparSpec which estimates frequency distributions in time series (Bourguignon et al., 2007). The result of this spectral analysis is shown on Fig. 5.

The presence of significant periodic terms is clear at the periods measured with respect to a day = 86400s:

$$\begin{aligned} f_1 &= 0.9974 \pm 0.0004 \text{ day} \\ f_2 &= \frac{1}{2}(0.9972 \pm 0.0004) \text{ day} \\ f_3 &= 189 \pm 32 \text{ day.} \end{aligned}$$

As 0.9972 day = 1.0 sidereal day, these periods are consistent with variations on one sidereal day, half a sidereal day, and half a year.

The presence of diurnal and seasonal variations in the residuals has also been reported by Anderson et al. (Anderson et al., 2002). It has to be noted that these specific periods are unlikely to be due to anything related to the spacecraft or its environment. Errors in the atmospherical models would induce daily variations. As these effects depend on the conditions at the stations, such errors would be expected at solar day rather than at sidereal day. Anderson et al. (Anderson et al., 2002) propose modeling errors such as in the case of Earth's ephemeris, the orientation of Earth's spin axis or the station's coordinates. However, these parameters are strongly constrained by other observational methods and it seems difficult to change them enough to explain the periodic anomaly.

The main motivation of the present paper is to test an alternative explanation where some perturbation would modify the propagation of the tracking signal along the path from the Earth antenna and the spacecraft. The idea is to represent such a perturbation, whatever its origin, as a function of the angle φ defined as the difference between the Earth Antenna (A) azimuthal angle and the Pioneer (P) azimuthal angle : $\varphi = \varphi_P - \varphi_A$ (see Fig. 4). The main interest of this geometrical model is that it should simultaneously account for the orbital movement of the Earth around the Sun and the diurnal rotation of the Earth.

As this perturbation is supposed to be periodic, it will be represented by a few Fourier coefficients

$$\Delta f = \sum_n (v_n(\cos(n\varphi_u) + \cos(n\varphi_d)) + v'_n(\sin(n\varphi_u) + \sin(n\varphi_d))) \quad (2)$$

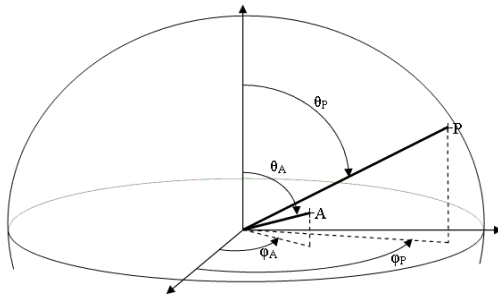


Figure 4: Definition of the angle φ .

Here φ_u and φ_d are the angles φ evaluated on the up- and down-links. Several tests have been performed with different numbers of coefficients v_n and v'_n fitted in addition to the constant anomalous acceleration model. The best results have been obtained with superpositions of functions with $n = 1$ and 2. The addition of higher order coefficients has not modified significantly the residuals. To summarize, the new fit is identical to the previous one but for the addition of the following modification of the Doppler signal:

$$\begin{aligned} \Delta f = & v_1(\cos(\varphi_u) + \cos(\varphi_d)) + v'_1(\sin(\varphi_u) + \sin(\varphi_d)) \\ & + v_2(\cos(2\varphi_u) + \cos(2\varphi_d)) + v'_2(\sin(2\varphi_u) + \sin(2\varphi_d)) \end{aligned} \quad (3)$$

This model results in a spectacular improvement of the best fit residuals, with the standard deviation reduced by a factor of the order of two. Precisely, the standard deviation of the residuals which was 9.8 mHz without the periodic terms has been decreased to 5.5 mHz. The values of the fitted anomalous parameters are reported in table 1, with two different ionospheric models.

The robustness of the results with respect to other modifications of the procedure is evaluated by the few tests which follow. Using the IRI model and selecting data according to minimal elevation or outlier definition, we obtain the results shown in the tables 2 and 3. These tables show that the best fit results are robust enough, except for the amplitude v_1 , when details of the procedure are changed. In particular, the anomalous secular acceleration is not very sensitive to these changes and it remains roughly the same that in the previous best analysis without modulated terms. For the parameters other than v_1 , the uncertainty in the determination has to be estimated from the variations of the results when the details are changed, and certainly not from the formal errors given for a given fit which are smaller.

For the amplitude v_1 , which is clearly less stable than the other parameters, it is better to consider that it is not determined by the best fit procedure. This feature can plausibly be understood from the following argument. The direction from the Sun to Pioneer 10 varies only slowly, because of the large distance of the probe. It follows that the periodic terms contain essentially variations at one year and one sidereal day for $n = 1$, at half a year and half a sidereal day for

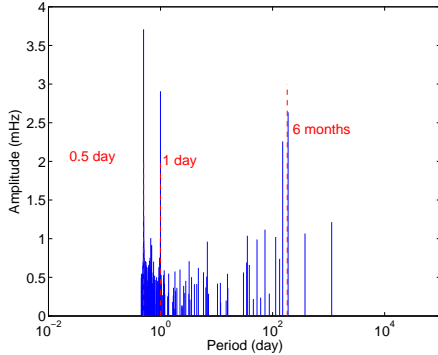


Figure 5: SparSpec analysis of the residuals from the fit with a constant acceleration.

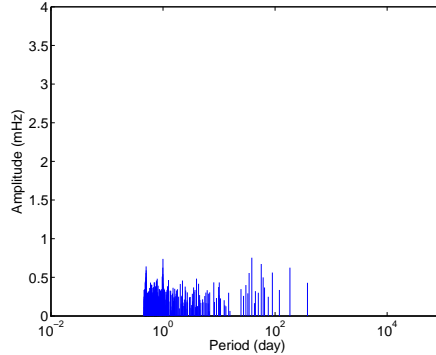


Figure 6: SparSpec analysis of the residuals from the fit with a constant acceleration and periodic terms.

$n = 2$. The fit of the initial conditions also induces terms at the same periods. In particular, a change of the initial conditions may easily produce variations masking modulated terms (Courty et al., 2008; Jaekel & Reynaud, 2005). This is probably the reason why the yearly period, which corresponds to a large potential amplitude, was in fact not detected in the spectral analysis of the best fit residuals with only a secular anomaly.

Now the best fit with modulated terms tell us a different story. The modulated terms are looked for in a dedicated best fit procedure and they are unambiguously found to differ from zero. The values of a_P , v'_1 , v_2 and v'_2 seem to have robust estimates, while v_1 is less stable. The analysis of the correlation shows a large value between v_1 and the initial conditions (0.814 compared to 1 for a total correlation). There is an interdependence between the estimated values of v_1 and the initial conditions. This large correlation reflects the phenomenon described in the previous paragraph explaining the instability of v_1 estimation.

An even more impressive demonstration of the improvement of the data analysis drawn by the inclusion of modulated terms comes from the spectral analysis of the residuals. This spectral analysis is represented on Fig. 6 for the best fit with modulated terms. It is drawn intentionally at the same scale as Fig. 5 so that one can easily notice the global reduction of the main peaks in the spectrum as well as all the secondary peaks.

5. Conclusion

In the present paper, we have reported the first results of our re-analysis of the Pioneer 10 Doppler data for the 1986 to 1998 time span. The data are the same that were already analysed in (Anderson et al., 2002; Markwardt, 2002; Olsen, 2007) but they have been dealt with by using a dedicated software ODYSSEY developed to this purpose. The improvement of the data fit with a constant anomalous acceleration exerted on Pioneer 10 has been confirmed

by this new data analysis. Its magnitude is compatible with that reported by Anderson et al.

The paper has then been focused on the study of periodic terms in the residuals, which were already noticed in previous studies and are clearly revealed using spectral analysis. The main new result of the paper is that a large part of these diurnal and seasonal anomalies may be captured in a simple geometrical model where the light time on the tracking path is modified in a manner depending only on the azimuthal angle φ between the Sun-Earth and Sun-probe lines. This geometrical model could represent in a simple way the physical effects expected on light propagation in some metric extensions of general relativity which have been studied as potential candidates for the explanation of the secular Pioneer anomaly (Jaekel & Reynaud, 2005, 2006). The search for modulated anomalies might even be used to distinguish those candidates from other which affect much less the propagation of tracking signals (Moffat, 2006). However, the results of the paper cannot be considered as pointing to a particular possible explanation of the anomaly. At the present stage of the data analysis, similar effects could for example be obtained through a mismodeling of the solar corona model.

Anyway, considering the modulated anomalies has allowed us to reduce by a factor of the order of two the standard deviation of the residuals. The results of the best fit have been found to be robust enough with respect to changes in the tropospheric or ionospheric model, as well as variations of the details of the best fit procedure. The most impressive output of the new analysis is given by the SparSpec analysis of the best fit residuals which shows a reduction of all periodic structures which were present in the residuals of the best fit without modulated terms. It is worth emphasizing that this has been done by considering only a function of the geometrical angle φ , and not by using different explanations for the diurnal and seasonal anomalies. This suggests that the new analysis constitutes a richer characterization of the Pioneer data, now involving not only a secular acceleration but also modulated terms, which will have to be compared with any, existing as well as future, possible explanation of the anomaly.

Acknowledgements

This work has benefited of discussions with a number of people involved in the international collaborations devoted to the investigation of the Pioneer data. Special thanks are due to S.G. Turyshev (NASA JPL) for having led the ISSI team (ISSI, 2006) during which the ODF used in the seminal paper (Anderson et al., 2002) were made available to the members of the collaboration. In particular, the development of ODYSSEY software has benefited from fruitful discussions with Pierre Exertier (OCA). We are also grateful for discussions with the members of this collaboration and especially with P. Touboul and B. Foulon (ONERA) and the members of the french collaboration GAP (*Groupe Anomalie Pioneer*) (GAP, 2006). Another special thanks is due to CNES for its support of the GAP.

References

- Anderson, J., Laing, P.A., Lau, E.L., Liu, A.S., Nieto, M.M., & Turyshev, S.G., Study of the anomalous acceleration of Pioneer 10 and 11, *Physical Review D* 65, 082004, 2002.
- Anderson, J., Laing, P.A., Lau, E.L., Liu, A.S., Nieto, M.M., & Turyshev, S.G., Indication, from Pioneer 10/11, Galileo, and Ulysses Data, of an Apparent Anomalous, Weak, Long-Range Acceleration, *Physical Review Letters* 81, 2858-2861, 1998.
- Bertolami, O., Paramos, J. & Turyshev, S.G., General Theory of Relativity: Will it survive the next decade?, *Lasers, Clocks, and Dragfree: Technologies for Future Exploration in Space and Tests of Gravity*, eds. H. Dittus et al, 27-67, 2006.
- Bilitza, D., International Reference Ionosphere 2000, *Radio Science*, 36, No. 2, 261-275, 2001.
- Boehm, J., Niell, A., Tregoning, P., & Schuh, H., Global Mapping Function (GMF): A new empirical mapping function based on numerical weather model data, *Geophysical Research Letters*, 33, L07304, 2006.
- Bourguignon, S., Carfantan, H., & Bohm, T., *Astronomy and Astrophysics*, 462, 379-387, 2007; the *SparSpec* software is available at <http://www.ast.obs-mip.fr/Softwares>.
- Courty, J.-M., Reynaud, S., Levy, A., Christophe, B., Simulation of ambiguity effects in Doppler tracking of Pioneer probes, to be published in *Space Science Reviews*, 2008.
- Daniell, R. E., Anderson, D. N., Fox, M. W., et al., Parametrized Ionospheric Model-A global ionospheric parametrization based on first principles models, *Radio Science*, 30, No. 5, 1499-1510, 1995.
- Groupe Anomalie Pioneer, French Collaboration on Pioneer Anomaly regrouping LKB, ONERA, OCA, IOTA and SYRTE laboratories (from 2006), <http://www.lkb.ens.fr/-GAP->
- Henrici, P., *Discrete Variable Methods in Ordinary Differential Equations*, Wiley, 1962.
- International Collaboration on Pioneer Anomaly at ISSI, Bern, Switzerland (2006-2008), <http://www.issi.unibe.ch/teams/Pioneer/>
- Jaekel, M.-T., & Reynaud, S., Post-Einsteinian tests of linearized gravitation, *Classical and Quantum Gravity*, 22, 2135-2158, 2005.
- Jaekel, M.-T., & Reynaud, S., Radar ranging and Doppler tracking in post-Einsteinian metric theories of gravity, *Classical and Quantum Gravity*, 23, 7561-7579, 2006.

- Markwardt, C., Independent Confirmation of the Pioneer 10 Anomalous Acceleration, arXiv:gr-qc/0208046v1, 2002.
- Moffat, J.W., Time delay predictions in a modified gravity theory, *Classical and Quantum Gravity*, 23, 6767-6771, 2006.
- Moyer, T.D., Formulation for Observed and Computed Values of Deep Space Network Data Types for Navigation, *Deep Space Communications and Navigation Series*, 2000.
- Niell, A.E., Global mapping functions for the atmosphere delay at radio wavelengths, *Journal of Geophysical Research*, 101 (B2), 3227-3246, 1996.
- Nieto, M.M., Turyshev, S.G. & Anderson J.D., Directly Measured Limit on the Interplanetary Matter Density from Pioneer 10 and 11, *Physics Letters B* 613, 11-19, 2005.
- Nieto, M.M. & Anderson, J.D., Using early data to illuminate the Pioneer anomaly, *Classical and Quantum Gravity*, 22, 5343-5354, 2005.
- Olsen, O., The constancy of the Pioneer anomalous acceleration, *Astronomy & Astrophysics*, 463, 393-397, 2007.
- Reynaud, S. & Jaekel, M.-T., Tests of general relativity in the solar system, in *Proceedings of the Varenna school on Atom Optics and Space Physics*, to appear (Società Italiana di Fisica), arXiv:0801.3407, 2008.
- Standish, E. M., Time Scales in the JPL and CfA Ephemerides, *Astronomy and Astrophysics*, 336, 381-384, 1998.
- Turyshev, S.G., Toth, V.T., Kellogg, L.R. et al., The Study of the Pioneer Anomaly: New Data and Objectives for New Investigation, *International Journal of Modern Physics D* 15, 1-56, 2006.
- DSN Tracking System Interfaces, Orbit Data File Interface, TRK-2-18, Document 820-013 Deep Space Mission Systems, External Interface Specification, JPL D-16765, Jet Propulsion Laboratory, Pasadena, CA, 2000.

Table 1: Results of the best fit with periodic terms in the signal, with two different ionospheric models.

TEC Model	IRI 2007	PIM
a_P (pms ⁻²)	-836±1	-836±1
v_1 (mHz)	124.3±9.3	141.6±9.3
v'_1 (mHz)	-125.3±0.6	-127.3±0.6
v_2 (mHz)	2.7±0.2	3.0±0.2
v'_2 (mHz)	-4.8±0.1	-4.9±0.1
Residuals (mHz)	5.5	5.5

Table 2: Results of the best fit with periodic terms in the signal, when varying the minimal evaluation for the considered data. The initial number of points is 19805.

Min. elevation	0°	10°	20°	30°
a_P (pms ⁻²)	-844±1	-843±1	-836±1	-826±1
v_1 (mHz)	86.4±9.3	98.0±9.2	124±9.3	95±10.5
v'_1 (mHz)	-111.8±0.6	-119.5±0.7	-125±0.6	-127±0.6
v_2 (mHz)	2.1±0.2	2.3±0.2	2.7±0.2	2.1±0.2
v'_2 (mHz)	-4.7±0.1	-4.7±0.1	-4.8±0.1	-4.6±0.1
Nr of eliminated points	789	911	2996	8584
Residuals (mHz)	6.0	5.9	5.5	5.1

Table 3: Results of the best fit with periodic terms in the signal, when varying the outlier criterion at $N\sigma$. The initial number of points is 19805.

Outliers at $N\sigma$	N=3	N=6	N=8
a_P (pms ⁻²)	-806±1	-836±1	-848±1
v_1 (mHz)	197±7.2	124±9.3	102±10.0
v'_1 (mHz)	-126±0.5	-125±0.6	-124±0.7
v_2 (mHz)	3.4±0.1	2.7±0.2	2.6±0.2
v'_2 (mHz)	-5.0±0.09	-4.7±0.1	-4.7±0.1
Nr of eliminated points	3879	2996	2933
Residuals (mHz)	4.16	5.5	5.9