

# Exact Results for the Kuramoto Model with a Bimodal Frequency Distribution

E. A. Martens<sup>1</sup>, E. Barreto<sup>2</sup>, S.H. Strogatz<sup>1</sup>, E. Ott<sup>3</sup>, P. So<sup>2</sup>, and T.M. Antonsen<sup>3</sup>

<sup>1</sup>*Department of Theoretical & Applied Mechanics, Cornell University, Ithaca, N.Y. 14853, USA*

<sup>2</sup>*Department of Physics & Astronomy and the Krasnow Institute for*

*Advanced Study, George Mason University, Fairfax, V.A. 22030, USA*

<sup>3</sup>*Institute for Research in Electronics and Applied Physics, Department of Physics, and  
Department of Electrical and Computer Engineering, University of Maryland, M.D. 20742, USA*

## Abstract

We analyze a large system of globally coupled phase oscillators whose natural frequencies are bimodally distributed. The dynamics of this system has been the subject of long-standing interest. In 1984 Kuramoto proposed several conjectures about its behavior; ten years later, Crawford obtained the first analytical results by means of a local center manifold calculation. Nevertheless, many questions have remained open, especially about the possibility of global bifurcations. Here we derive the system's complete stability diagram for the special case where the bimodal distribution consists of two equally weighted Lorentzians. Using an ansatz recently discovered by Ott and Antonsen, we show that in this case the infinite-dimensional problem reduces exactly to a flow in four dimensions. Depending on the parameters and initial conditions, the long-term dynamics evolves to one of three states: incoherence, where all the oscillators are desynchronized; partial synchrony, where a macroscopic group of phase-locked oscillators coexists with a sea of desynchronized ones; and a standing wave state, where two counter-rotating groups of phase-locked oscillators emerge. Analytical results are presented for the bifurcation boundaries between these states. Similar results are also obtained for the case in which the bimodal distribution is given by the sum of two Gaussians.

PACS numbers: 05.45.Xt

## I. INTRODUCTION

Large systems consisting of many coupled oscillatory units occur in a wide variety of situations [1]. Thus the study of the behaviors that such systems exhibit has been an active and continuing area of research. An important early contribution in this field was the introduction in 1975 by Kuramoto [2, 3] of a simple model which illustrates striking features of such systems. Kuramoto employed two key simplifications in arriving at his model: (i) the coupling between units was chosen to be homogeneous and all-to-all (i.e., ‘global’), so that each oscillator would have an equal effect on all other oscillators; and (ii) the oscillator states were solely described by a phase angle  $\theta(t)$ , so that their uncoupled dynamics obeyed the simple equation  $d\theta_i/dt = \omega_i$ , where  $\omega_i$  is the intrinsic natural frequency of oscillator  $i$ ,  $N \gg 1$  is the number of oscillators, and  $i = 1, 2, \dots, N$ . The natural frequencies  $\omega_i$  are, in general, different for each oscillator and are assumed to be drawn from some prescribed distribution function  $g(\omega)$ .

Much of the research on the Kuramoto model has focused on the case where  $g(\omega)$  is unimodal (for reviews of this literature, see [4, 5, 6]). Specifically,  $g$  is usually assumed to be symmetric about a maximum at frequency  $\omega = \omega_0$  and to decrease monotonically and continuously to zero as  $|\omega - \omega_0|$  increases. In that case, it was found that as the coupling strength  $K$  between the oscillators increases from zero in the large- $N$  limit, there is a continuous transition at a critical coupling strength  $K_c = 2/(\pi g(\omega_0))$ . For  $K$  below  $K_c$ , the average macroscopic, time-asymptotic behavior of the system is such that the oscillators in the system behave incoherently with respect to each other, and an order parameter (defined in Sec. II) is correspondingly zero. As  $K$  increases past  $K_c$ , the oscillators begin to influence each other in such a way that there is collective global organization in the phases of the oscillators, and the time-asymptotic order parameter assumes a non-zero constant value that increases continuously for  $K > K_c$  [3, 4, 5, 6, 7].

It is natural to ask how these results change if other forms of  $g(\omega)$  are considered. In this paper we will address this question for what is perhaps the simplest choice of a non-unimodal frequency distribution: we consider a distribution  $g(\omega)$  that has two peaks [8, 9] and is the sum of two identical unimodal distributions  $\hat{g}$ , such that  $g(\omega) = \frac{1}{2}[\hat{g}(\bar{\omega} - \omega_0) + \hat{g}(\bar{\omega} + \omega_0)]$ . We find that this modification to the original problem introduces qualitatively new behaviors. As might be expected, this problem has been previously addressed [3, 10]. However, due to

its difficulty, the problem was not fully solved, and, as we shall show, notable features of the behavior were missed.

The development that makes our analysis possible is the recent paper of Ott and Antonson [11]. Using the method proposed in Ref. [11] we reduce the original problem formulation from an integro-partial-differential equation [4, 5, 7] for the oscillator distribution function (a function of  $\omega, \theta$  and  $t$ ) to a system of just a few ordinary differential equations (ODEs). Furthermore, we analyze the reduced ODE system to obtain its attractors and the bifurcations they experience with variation of system parameters. The reduced ODE system, however, represents a special restricted class of all the possible solutions of the original full system [11]. Thus a concern is that the reduced system might miss some of the actual system behavior. In order to check this, we have done numerical solutions of the full system. The result is that, in all cases tested, the time-asymptotic attracting behavior of the full system and the observed attractor bifurcations are all contained in, and are quantitatively described by, our ODE formulation. (Indeed a similar result applies for the application of the method of Ref. [11] to the problem of the Kuramoto problem with drive [12] and to the problem of so-called chimera states [13]).

The organization of this paper is as follows. In Sec. II we formulate the problem and reduce it to the above mentioned ODE description for the case where  $g(\omega)$  is a sum of Cauchy-Lorentz distributions.

Sec. III provides an analysis of the ODE system. The main results of Sec. III are a delineation of the different types of attractors that can exist, the regions of parameter space that they occupy (including the possibility of bistability and hysteresis), and the types of bifurcations that the attractors undergo.

In Sec. IV, we establish that the attractors of the ODEs obtained in Section III under certain symmetry assumptions are attractors of the full ODE system. In Section V, we confirm that these attractors and bifurcations are also present in the original system. In addition, we investigate the case where  $g(\omega)$  is a sum of Gaussians, rather than Cauchy-Lorentz distributions. We find that the attractors and bifurcations in the Lorentzian case and in the Gaussian case are of the same types and that parameter space maps of the different behaviors are qualitatively similar for the two distributions.

Finally, in Sec. VI we compare our results to the earlier work of Kuramoto [3] and Crawford [10] and offer suggestions for future research.

## II. GOVERNING EQUATIONS

### A. Problem definition

We study the Kuramoto problem of  $N$  oscillators with natural frequencies  $\omega_i$ ,

$$\frac{d\theta_i(t)}{dt} = \omega_i + \frac{K}{N} \sum_{j=1}^N \sin(\theta_j(t) - \theta_i(t)), \quad (1)$$

where  $\theta_i$  are the phases of each individual oscillator and  $K$  is the coupling strength. We study this system in the limit  $N \rightarrow \infty$  for the case in which the distribution of natural frequencies is given by the sum of two Lorentzian distributions:

$$g(\omega) = \frac{\Delta}{2\pi} \left( \frac{1}{(\omega - \omega_0)^2 + \Delta^2} + \frac{1}{(\omega + \omega_0)^2 + \Delta^2} \right). \quad (2)$$

Here  $\Delta$  is the width parameter (half-width at half-maximum) of each Lorentzian and  $\pm\omega_0$  are their center frequencies, as displayed in Fig. 1. A more physically relevant interpretation of  $\omega_0$  is as the *detuning* in the system (proportional to the separation between the two center frequencies).

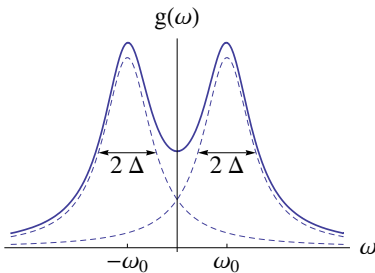


FIG. 1: A bimodal distribution of natural frequencies,  $g(\omega)$ , consisting of the sum of two Lorentzians.

Note that we have written the distribution  $g(\omega)$  so that it is symmetric about zero; this can be achieved without loss of generality by going into a suitable rotating frame.

Another point to observe is that  $g(\omega)$  is bimodal if and only if the peaks are sufficiently far apart compared to their widths. Specifically, one needs  $\omega_0 > \Delta/\sqrt{3}$ . Otherwise the distribution is unimodal and the classical results of [2, 3, 4, 5] would still apply.

## B. Derivation

In the limit where  $N \rightarrow \infty$ , Eq. (1) can be written in a continuous formulation [3, 4, 5] in terms of a probability density  $f(\theta, \omega, t)$ . Here  $f$  is defined such that at time  $t$ , the fraction of oscillators with phases between  $\theta$  and  $\theta + d\theta$  and natural frequencies between  $\omega$  and  $\omega + d\omega$  is given by  $f(\theta, \omega, t) d\theta d\omega$ . Thus

$$\int_{-\infty}^{\infty} \int_0^{2\pi} f(\theta, \omega, t) d\theta d\omega = 1 \quad (3)$$

and

$$\int_0^{2\pi} f(\theta, \omega, t) d\theta = g(\omega), \quad (4)$$

by definition of  $g(\omega)$ .

The evolution of  $f$  is given by the continuity equation describing the conservation of oscillators:

$$\frac{\partial f}{\partial t} + \frac{\partial}{\partial \theta} (fv) = 0, \quad (5)$$

where  $v(\theta, \omega, t)$  is the angular velocity of the oscillators. From Eq. (1), we have

$$v(\theta, \omega, t) = \omega + K \int_0^{2\pi} f(\theta', \omega, t) \sin(\theta' - \theta) d\theta'. \quad (6)$$

Following Kuramoto, we define a complex order parameter

$$z(t) = \int_{-\infty}^{\infty} \int_0^{2\pi} e^{i\theta} f(\theta, \omega, t) d\theta d\omega \quad (7)$$

whose magnitude  $|z(t)| \leq 1$  characterizes the degree to which the oscillators are bunched in phase, and  $\arg(z)$  describes the average phase angle of the oscillators. Expressing the velocity (6) in terms of  $z$  we obtain

$$v(\theta, \omega, t) = \omega + K \operatorname{Im}[ze^{-i\theta}] \quad (8)$$

$$= \omega + \frac{K}{2i}(ze^{-i\theta} - z^*e^{i\theta}) \quad (9)$$

where the  $*$  denotes complex conjugate.

Following Ott and Antonsen [11], we now restrict attention to a special class of density functions. By substituting a Fourier series of the form

$$f(\theta, \omega, t) = \frac{g(\omega)}{2\pi} \left[ 1 + \sum_{n=1}^{\infty} (f_n(\omega, t)e^{in\theta} + \text{c.c.}) \right], \quad (10)$$

where ‘c.c.’ stands for the complex conjugate of the preceding term, and imposing the ansatz that

$$f_n(\omega, t) = \alpha(\omega, t)^n, \quad (11)$$

we obtain

$$\frac{\partial \alpha}{\partial t} + \frac{K}{2}(z\alpha^2 - z^*) + i\omega\alpha = 0, \quad (12)$$

where

$$z^* = \int_{-\infty}^{\infty} \alpha(t, \omega)g(\omega)d\omega. \quad (13)$$

We now consider solutions of (12) and (13) for initial conditions  $\alpha(\omega, 0)$  that satisfy the following additional conditions: (i)  $|\alpha(\omega, t)| \leq 1$ ; (ii)  $\alpha(\omega, 0)$  is analytically continuable into the lower half plane  $\text{Im}(\omega) < 0$ ; and (iii)  $|\alpha(\omega, t)| \rightarrow 0$  as  $\text{Im}(\omega) \rightarrow -\infty$ . If these conditions are satisfied for  $\alpha(\omega, 0)$ , then, as shown in [11], they continue to be satisfied by  $\alpha(\omega, t)$  as it evolves under Eqs. (12) and (13). Expanding  $g(\omega)$  in partial fractions as

$$g(\omega) = \frac{1}{4\pi i} \left[ \frac{1}{(\omega - \omega_0) - i\Delta} - \frac{1}{(\omega - \omega_0) + i\Delta} + \frac{1}{(\omega + \omega_0) - i\Delta} - \frac{1}{(\omega + \omega_0) + i\Delta} \right], \quad (14)$$

we find it has four simple poles at  $\omega = \pm\omega_0 \pm i\Delta$ . Evaluating (13) by deforming the integration path from the real  $\omega$ -axis to  $\text{Im}(\omega) \rightarrow -\infty$ , the order parameter becomes

$$z(t) = \frac{1}{2} (z_1(t) + z_2(t)), \quad (15)$$

where

$$z_{1,2}(t) = \alpha^*(\pm\omega_0 - i\Delta, t). \quad (16)$$

Substitution of this expression into (12) yields two coupled complex ODEs, describing the evolution of two ‘sub’-order parameters,

$$\begin{aligned} \dot{z}_1 &= -(\Delta + i\omega_0)z_1 \\ &\quad + \frac{K}{4} [z_1 + z_2 - (z_1^* + z_2^*)z_1^2] \end{aligned} \quad (17)$$

$$\begin{aligned} \dot{z}_2 &= -(\Delta - i\omega_0)z_2 \\ &\quad + \frac{K}{4} [z_1 + z_2 - (z_1^* + z_2^*)z_2^2], \end{aligned} \quad (18)$$

where we use dots to represent the time derivative from now on. (This system agrees with the results of [11] for the case of two equal groups of oscillators with uniform coupling strength and average frequencies  $\omega_0$  and  $-\omega_0$ .)

### C. Reductions of the system

The system derived so far is four-dimensional. If we introduce polar coordinates  $z_j = \rho_j e^{i\phi_j}$  and define the phase difference  $\psi = \phi_2 - \phi_1$ , the dimensionality can be reduced to three:

$$\dot{\rho}_1 = -\Delta\rho_1 + \frac{K}{4}(1 - \rho_1^2)(\rho_1 + \rho_2 \cos \psi) \quad (19)$$

$$\dot{\rho}_2 = -\Delta\rho_2 + \frac{K}{4}(1 - \rho_2^2)(\rho_1 \cos \psi + \rho_2) \quad (20)$$

$$\dot{\psi} = 2\omega_0 - \frac{K}{4} \frac{\rho_1^2 + \rho_2^2 + 2\rho_1^2\rho_2^2}{\rho_1\rho_2} \sin \psi. \quad (21)$$

To facilitate our analysis we now look for solutions of Eqs. (19-21) that satisfy the symmetry condition

$$\rho_1(t) = \rho_2(t) \equiv \rho(t). \quad (22)$$

In Sec. IV we will verify that these symmetric solutions are stable to perturbations away from the symmetry manifold and that the attractors of Eqs. (17, 18) lie within this manifold.

Our analysis of the problem thus reduces to a study in the phase plane:

$$\dot{\rho} = \frac{K}{4}\rho \left( 1 - \frac{4\Delta}{K} - \rho^2 + (1 - \rho^2) \cos \psi \right) \quad (23)$$

$$\dot{\psi} = 2\omega_0 - \frac{K}{2}(1 + \rho^2) \sin \psi. \quad (24)$$

## III. BIFURCATION ANALYSIS

Figure 2 summarizes the results of our analysis of Eqs. (23, 24). We find that three types of attractors occur: the well-known incoherent and partially synchronized states [2, 3, 4, 5, 6] corresponding to fixed points of (23, 24), as well as a standing wave state [10] corresponding to limit-cycle solutions. In addition, we will show that the transitions between these states are mediated by transcritical, saddle-node, Hopf, and homoclinic bifurcations, as well as by three points of higher codimension.

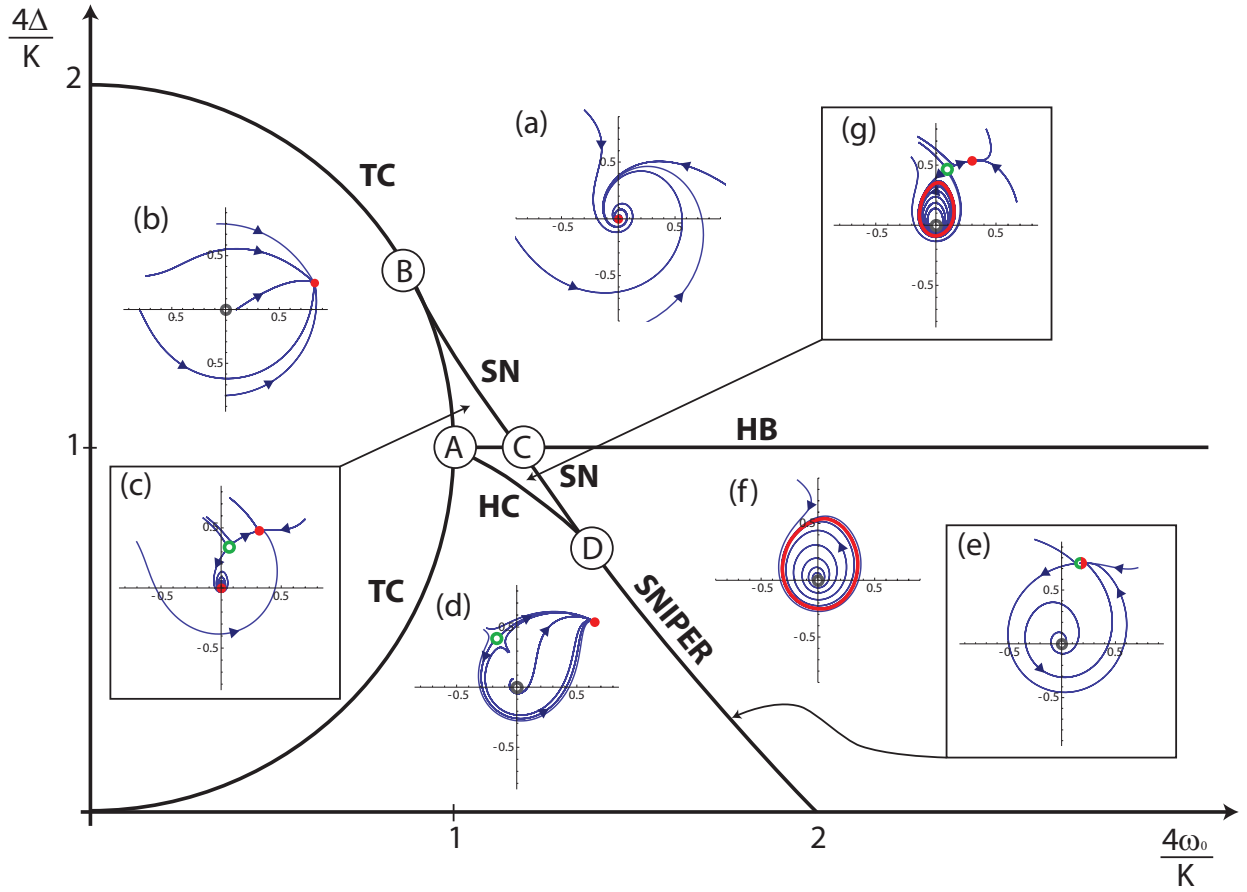


FIG. 2: The bifurcation diagram for the Kuramoto system with a bimodal frequency distribution consisting of two equally weighted Lorentzians. The various bifurcation curves are denoted as follows: TC=transcritical, SN=saddle-node, HB=(degenerate) Hopf, HC=homoclinic, and SNIPER=Saddle-node-infinite-period. The insets, labeled (a)-(g), show  $(q, \psi)$  phase portraits in polar coordinates corresponding to the regions where the insets are located (see arrows for the boxed insets). Solid red dots and loops denote stable fixed point and limit cycles, respectively; open green dots are saddle fixed points, and open gray circles are repelling fixed points. All parameters refer to their original (unscaled) versions.



## A. Scaling

To ease the notation we begin by scaling Eqs. (23, 24). If we define  $q = \rho^2$  and non-dimensionalize the parameters and time such that

$$\begin{aligned}\tilde{t} &= \frac{K}{2}t \\ \tilde{\Delta} &= \frac{4\Delta}{K} \\ \tilde{\omega}_0 &= \frac{4\omega_0}{K}\end{aligned}\tag{25}$$

we obtain the dimensionless system

$$\dot{q} = q(1 - \Delta - q + (1 - q)\cos\psi)\tag{26}$$

$$\dot{\psi} = \omega_0 - (1 + q)\sin\psi.\tag{27}$$

Here the overdot now means differentiation with respect to dimensionless time, and we have dropped all the tildes for convenience. For the rest of this section, all parameters will be assumed to be dimensionless (so there are implicitly tildes over them) unless stated otherwise; we revert to the dimensional variables in Section IV and thereafter.

## B. Bifurcations of the incoherent state

The *incoherent state* is defined by  $\rho_1 = \rho_2 = 0$ , or by  $q = 0$  in the phase plane formulation. The linearization of the incoherent state, however, is most easily performed in Cartesian coordinates using the formulation in Eqs. (17) and (18). We find the degenerate eigenvalues

$$\lambda_1 = \lambda_2 = 1 - \Delta - \sqrt{1 - \omega_0^2}\tag{28}$$

$$\lambda_3 = \lambda_4 = 1 - \Delta + \sqrt{1 - \omega_0^2}.\tag{29}$$

This degeneracy is expected because the origin is *always* a fixed point and because of the rotational invariance of that state. It follows that the incoherent state is stable if and only if the real parts of the eigenvalues are less than or equal to zero.

The boundary of stable incoherence therefore occurs when the following conditions are met:

$$\begin{cases} \Delta = 1 + \sqrt{1 - \omega_0^2} & \text{for } \omega_0 \leq 1 \\ \Delta = 1 & \text{for } \omega_0 > 1. \end{cases}$$

These equations define the semicircle and the half-line shown in Fig. 2, labeled TC (for transcritical) and HB (for Hopf bifurcation), respectively. (Independent confirmation of these results can be obtained from the continuous formulation of Eq. (1) directly, as shown in the Appendix.) More precisely, we find that crossing the semicircle corresponds to a degenerate transcritical bifurcation, while crossing the half-line corresponds to a degenerate supercritical Hopf bifurcation.

In the latter case, the associated limit-cycle oscillation indicates that the angle  $\psi$  increases without bound; this reflects an increasing *difference* between the phases of the two ‘sub’-order parameters of Eqs. (17, 18). In terms of the original model, this means that the oscillator population splits into two counterrotating groups, each consisting of a macroscopic number of oscillators with natural frequencies close to one of the two peaks of  $g(\omega)$ . Within each group the oscillators are frequency-locked. Outside the groups the oscillators remain desynchronized, drifting relative to one another and to the locked groups. This is the state Crawford [10] called a *standing wave*. Intuitively speaking, it occurs when the two humps in the frequency distribution are sufficiently far apart relative to their widths. In Kuramoto’s vivid terminology [3], the population has spontaneously condensed into “a coupled pair of giant oscillators.”

### C. Fixed point solutions and saddle-node bifurcations

Along with the trivial incoherent state  $q = 0$ , the other fixed points of Eqs. (26, 27) satisfy  $1 - \Delta - q = (q - 1) \cos \psi$ , and  $\omega_0 = (q + 1) \sin \psi$ . Using trigonometric identities, we obtain

$$1 = \left( \frac{\omega_0}{q+1} \right)^2 + \left( \frac{1 - \Delta - q}{q-1} \right)^2, \quad (30)$$

or equivalently,

$$\omega_0 = \pm \frac{1+q}{1-q} \sqrt{\Delta(2-2q-\Delta)}. \quad (31)$$

Thus, the fixed point surface  $q = q(\omega_0, \Delta)$  is defined implicitly. It can be single- or double-valued as a function of  $\omega_0$  for fixed  $\Delta$ . To see this, consider how  $\omega_0$  behaves as  $q \rightarrow 0^+$ . We find that

$$\omega_0 \sim \sqrt{\Delta(2-\Delta)} \left[ 1 + \frac{3-2\Delta}{2-\Delta} q + \mathcal{O}(q^2) \right], \quad (32)$$

from which we observe that the behavior changes qualitatively at  $\Delta = 3/2$ , as shown in Fig. 3.

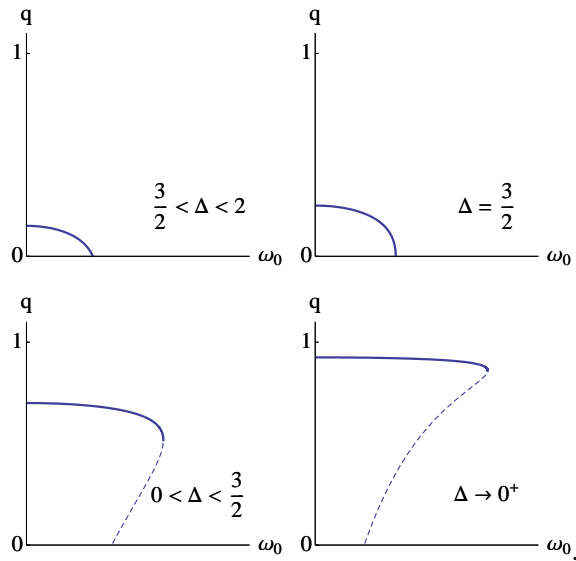


FIG. 3: Saddle-node bifurcation: at  $\Delta = 3/2$ ,  $q$  becomes double-valued.

The surface defined by  $\rho = \rho(\omega_0, \Delta)$  can be plotted parametrically using  $\rho$  and  $\Delta$ , as is seen in Fig. 4. The fold in the surface corresponds to a saddle-node bifurcation. Plots of the phase portrait of  $(q, \psi)$  reveal that the upper branch of the double-valued surface in Fig. 3 corresponds to sinks, and the lower branch to saddle points; see Fig. 2 (c), (d), and (g).

In physical terms, the sink represents a stable *partially synchronized state*, which is familiar from the classic Kuramoto model with a unimodal distribution [3, 4, 5, 6]. The oscillators whose natural frequencies are closest to the center of the frequency distribution  $g(\omega)$  become rigidly locked, and maintain constant phase relationships among themselves—in this sense, they act collectively like a “single giant oscillator,” as Kuramoto [3] put it. Meanwhile the oscillators in the tails of the distribution drift relative to the locked group, which is why one describes the synchronization as being only partial.

The saddle points also represent partially synchronized states, though of course they are unstable. Nevertheless they play an important role in the dynamics because they can annihilate the stable partially synchronized states; this happens in a saddle-node bifurcation along the fold mentioned above. To calculate its location analytically, we use (31) and impose the condition for a turning point,  $\partial\omega_0/\partial q = 0$ , which yields

$$q^2 - 4q + 3 - 2\Delta = 0. \quad (33)$$

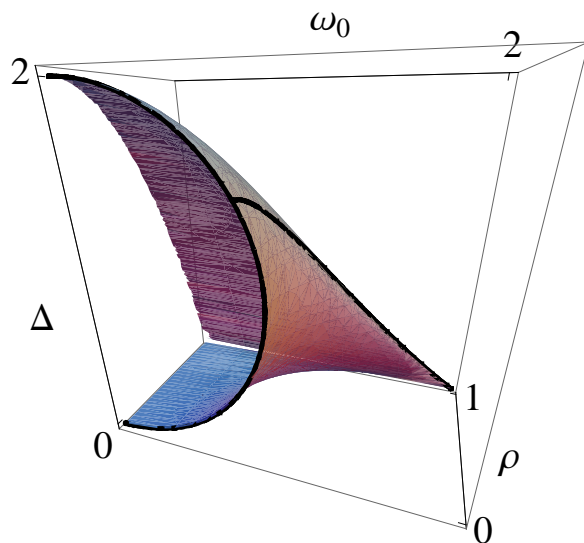


FIG. 4: Fixed point surface. Bifurcation curves at the origin and the saddle-node curve are emphasized in black.

Eliminating  $q$  from this equation using (31), we obtain the equation for the saddle-node bifurcation curve

$$\omega_0 = \sqrt{2 - 10\Delta - \Delta^2 + 2(1 + 2\Delta)^{3/2}}. \quad (34)$$

This curve is labeled SN in Fig. 2. Its intersection with the semicircle TC occurs at  $(\omega_0, \Delta) = (\frac{\sqrt{3}}{2}, \frac{3}{2})$ , and is labeled B in the figure. Note also that point C in the figure is *not* a Takens-Bagdanov point, as the saddle-node and Hopf bifurcations occur at different locations in the state space; see Figs. 2 (a) and (g).

#### D. Bistability, homoclinic bifurcations, and SNIPER

An examination of the dynamics corresponding to the approximately triangular parameter space region ABC in Fig. 2 shows bistability. More specifically, we find that the stable incoherent fixed point coexists with the stable partially synchronized state produced by the saddle-node bifurcation described above, as shown in the state-space plot in Fig. 2(c).

Further study of these state-space plots led us to the homoclinic bifurcation curve marked HC, which was obtained numerically. The coexistence of states continues into region ACD,

where we found that the stable partially synchronized state now coexists with the stable limit cycle created at the Hopf curve. (See Fig. 2(g).) This limit cycle is then destroyed by crossing the homoclinic curve, which is bounded by point A on one side and by point D on the other.

At point D, the homoclinic curve merges with the saddle-node curve. This codimension-two bifurcation, occurring at approximately (1.3589, 0.7483), is known as a saddle-node-loop [14]. Below D, however, the saddle-node curve exhibits an interesting feature: the saddle-node bifurcation occurs on an invariant closed curve. This bifurcation scenario is known as a saddle-node infinite-period bifurcation, or in short, *SNIPER*. If we traverse the SNIPER curve from left to right, the sink and saddle (the stable and unstable partially synchronized states) coalesce, creating a loop with infinite period. Beyond that, a stable limit cycle then appears—see Figs. 2 (d), (e), and (f).

In conclusion, we have identified six distinct regions in parameter space and have identified the bifurcations that occur at the boundaries.

#### IV. TRANSVERSE STABILITY

Our analysis so far has been based on several simplifying assumptions. First, we restricted attention to a special family of oscillator distribution functions  $f(\theta, \omega, t)$  and a bimodal Lorentzian form for  $g(\omega)$ , which enabled us to reduce the original infinite-dimensional system to a three-dimensional system of ODEs, Eqns. (19-21). Second, we considered only symmetric solutions of these ODEs, by assuming  $\rho_1 = \rho_2$ ; this further decreased the dimensionality from three to two.

The next two sections test the validity of these assumptions. We begin here by showing that the non-zero fixed point attractor (the stable partially synchronized state) and the limit cycle attractor (the standing wave state) for Eqns. (26, 27) are transversely stable to small symmetry-breaking perturbations, i.e., perturbations off the invariant manifold defined by  $\rho_1 = \rho_2$ . This does not rule out the possible existence of attractors off this manifold, but it does mean that the attractors in the two-dimensional symmetric manifold are guaranteed to constitute attractors in the three-dimensional ODE system (19-21).

Let  $\kappa = K/4$  and consider the reduced governing equations (19-21) without symmetry. Note that here and for the rest of the paper, we revert to using the original, dimensional

form of the variables. Introducing the longitudinal and transversal variables

$$\begin{aligned}\rho_{\parallel} &= \frac{1}{2}(\rho_1 + \rho_2) \\ \rho_{\perp} &= \frac{1}{2}(\rho_1 - \rho_2),\end{aligned}\tag{35}$$

and substituting these into (19-21), we derive the equation for the transversal component

$$\dot{\rho}_{\perp} = \rho_{\perp} \left[ (\kappa - \Delta) - \kappa(3\rho_{\parallel}^2 + \rho_{\perp}^2) - \kappa \cos \psi (1 + \rho_{\parallel}^2 - \rho_{\perp}^2) \right],$$

describing the order parameter dynamics off the symmetric manifold. Linearization and evaluation at the asymptotic solution denoted by  $(\rho_0, \psi_0)$ , which may be either a fixed point or a limit cycle, yields the variational equation

$$\delta \dot{\rho}_{\perp} = \lambda_{\perp} \delta \rho_{\perp}\tag{36}$$

where

$$\lambda_{\perp} = (\kappa - \Delta) - 3\kappa\rho_0^2 - \kappa \cos \psi_0 (1 + \rho_0^2).\tag{37}$$

Observe that  $\delta\rho_{\parallel}$  and  $\delta\psi$  do not appear in linear order on the right hand side of (36). Hence the fixed point will be transversely stable if  $\lambda_{\perp} < 0$ ; the analogous condition for the limit cycle is  $\langle \lambda_{\perp} \rangle < 0$ , where the brackets denote a time average over one period.

### A. Fixed point stability

To test the transverse stability of sinks for the two-dimensional flow, we solve Eq. (23) for fixed points and obtain

$$0 = (\kappa - \Delta) - \kappa\rho_0^2 + \kappa(1 - \rho_0^2) \cos \psi_0.\tag{38}$$

Subtracting this from (37), we find

$$\lambda_{\perp} = -2\kappa(\rho_0^2 + \cos \psi_0),\tag{39}$$

and hence  $\cos \psi_0 > 0$  is a sufficient condition for transverse stability. But at a non-trivial fixed point,

$$\cos \psi_0 = \frac{1 - (\Delta + q)}{q - 1},\tag{40}$$

so the transverse stability condition is equivalent to  $q + \Delta > 1$ .

We claim that this inequality holds everywhere on the upper branch of the fixed point surface (31). Obviously the inequality is satisfied at all points where  $\Delta > 1$ . For all other cases, consider the turning point from Fig. 3 defined by  $q_{sn} = 2 \pm \sqrt{1 + 2\Delta}$ . Since the function of interest,  $Q(\Delta) \equiv q_{sn} + \Delta$ , has a global minimum with  $Q(0) = 1$ , and  $q_{sn}$  is independent of  $\omega_0$  (at fixed  $\Delta$ ), it is a lower bound for all  $q(\omega_0)$  on the upper sheet of the fixed point surface, provided that  $q(\omega_0)$  is monotonically decreasing on the interval of  $[0, \omega_{sn}]$ . In fact, it is easier to establish that  $0 > \partial\omega_0/\partial q = \Delta/D(q^2 - 4q + 3 - 2\Delta)$  with  $D = (q - 1)^2\sqrt{2\Delta - 2q\Delta - \Delta^2}$ ; the latter expression is positive, and  $q^2 - 4q + 3 - 2\Delta < 0$  whenever  $1 > q > q_{sn}$ . Thus transverse stability for the nodes on the fixed point surface follows.

## B. Limit cycle stability

To examine linear stability of the limit cycle, we average the eigenvalue over the period of one oscillation, i.e.,

$$\langle \lambda_{\perp} \rangle = (\kappa - \Delta) - 3\kappa\langle \rho_0^2 \rangle - \kappa(\langle \cos \psi_0 \rangle + \langle \rho_0^2 \cos \psi_0 \rangle). \quad (41)$$

In order to render this expression definite, we rewrite Eq. (26) in terms of the limit cycle solution  $(\rho_0, \psi_0)$ :

$$\frac{d}{dt}(\ln \rho_0) = (\kappa - \Delta) - \kappa\rho_0^2 + \kappa(1 - \rho_0^2)\cos \psi_0. \quad (42)$$

Periodicity on the limit cycle guarantees  $\langle \frac{d}{dt} \ln \rho_0 \rangle = 0$ , and so we have

$$0 = (\kappa - \Delta) - \kappa\langle \rho_0^2 \rangle + \kappa(1 - \rho_0^2)\cos \psi_0, \quad (43)$$

which we subtract from the averaged eigenvalue to yield

$$\langle \lambda_{\perp} \rangle = -2\kappa(\langle \rho_0^2 \rangle + \langle \cos \psi_0 \rangle). \quad (44)$$

Although we are not able to analytically demonstrate that  $\langle \lambda_{\perp} \rangle$  in (44) is negative, we have calculated  $\langle \rho_0^2 \rangle$  and  $\langle \cos \psi_0 \rangle$  numerically for the limit cycle attractors of Eqs. (19-21). This was done systematically for 2500 parameter values, and we have found that  $\langle \lambda_{\perp} \rangle < 0$  in all the cases that we tested.

## V. NUMERICAL EXPERIMENTS

All of the results described above were obtained using the reduced ODE models derived in Section II B and C, and are therefore subject to the restrictions described therein. It is therefore reasonable to ask if these results agree with the dynamics of the original system given in Eq. (1).

Direct simulation of Eq. (1) using  $N = 10,000$  oscillators and fourth-order Runge-Kutta shows that this is indeed the case. No discrepancies were found, and in particular, no additional dynamical states beyond those described in Section III were observed in the original system.

To illustrate, we show in Fig. 5 the behavior of the order parameter as the regions of bistability in Fig. 2 were traversed back and forth along the line  $4\omega_0/K = 1.092$ . The vertical lines indicate the bifurcations that were identified using the ODE models. For each point plotted, the simulation was run until the order parameter exhibited its time-asymptotic behavior; this was then averaged over the subsequent 5000 timesteps. Error bars denote standard deviation. Note in particular the hysteresis, as well as the point with the large error bar, indicating the predicted limit cycle behavior.

Next, we investigated the generality of our results by replacing the natural frequency distribution of Eq. (2) with the sum of two Gaussians, i.e.

$$g(\omega) = \frac{1}{\sigma\sqrt{2\pi}} \left( e^{-\frac{(\omega-\omega_0)^2}{2\sigma^2}} + e^{-\frac{(\omega+\omega_0)^2}{2\sigma^2}} \right). \quad (45)$$

The results are shown in Fig. 6. The transcritical (TC) and the degenerate Hopf (HB) curves were obtained using the continuous formulation of Eq. 1; see the Appendix for details. In addition, saddle-node, homoclinic, and SNIPER bifurcations were numerically observed at several parameter values, and based on these data, we estimated the location of the corresponding curves (dashed lines). All the features of Fig. 2 are preserved, but the curves are somewhat distorted.

## VI. DISCUSSION

We conclude by relating our work to three previous studies, and then offer some suggestions for further research, both theoretical and experimental.



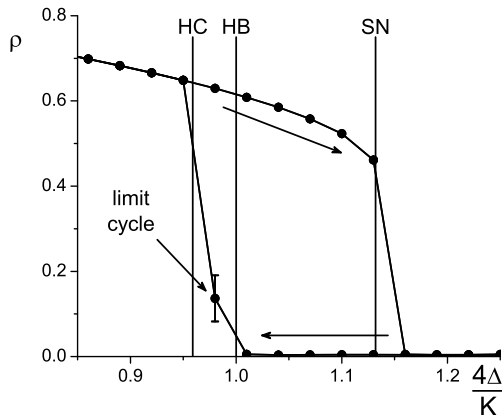


FIG. 5: Hysteresis loop as observed when traversing the bistable regions shown in Fig. 2 in the directions shown (arrows) along the line at  $4\omega_0/K = 1.092$ . The data were obtained from a simulation of Equation (1) with  $N = 10,000$  and  $K = 1$ . Vertical lines indicate where the reduced ODE models of Section II predict homoclinic (HC), degenerate Hopf (HB), and saddle-node (SN) bifurcations. Note that the point marked ‘limit cycle’ has a large error bar, reflecting the oscillations in the order parameter.

### A. Kuramoto’s conjectures

In his book on coupled oscillators, Kuramoto [3] speculated about how the transition from incoherence to mutual synchronization might be modified if the oscillators’ natural frequencies were bimodally distributed across the population. On pp.75–76 of Ref. [3], he wrote “So far, the nucleation has been supposed to be initiated at the center of symmetry of  $g$ . This does not seem to be true, however, when  $g$  is concave there.” His reasoning was that for a bimodal system, synchrony would be more likely to start at the peaks of  $g$ . If that were true, it would mean that a system with two equal peaks would go directly from incoherence to having two synchronized clusters of oscillators, or what we have called the standing wave state, as the coupling  $K$  is increased. The critical coupling at which this transition would occur, he argued, should be  $K_c = 2/(\pi g(\omega_{\max}))$ , analogous to his earlier result for the unimodal case. According to this scenario, the synchronized clusters would be tiny at onset, comprised only of oscillators with natural frequencies near the peaks of  $g(\omega)$ . Because of their small size, Kuramoto claimed these clusters “will behave almost

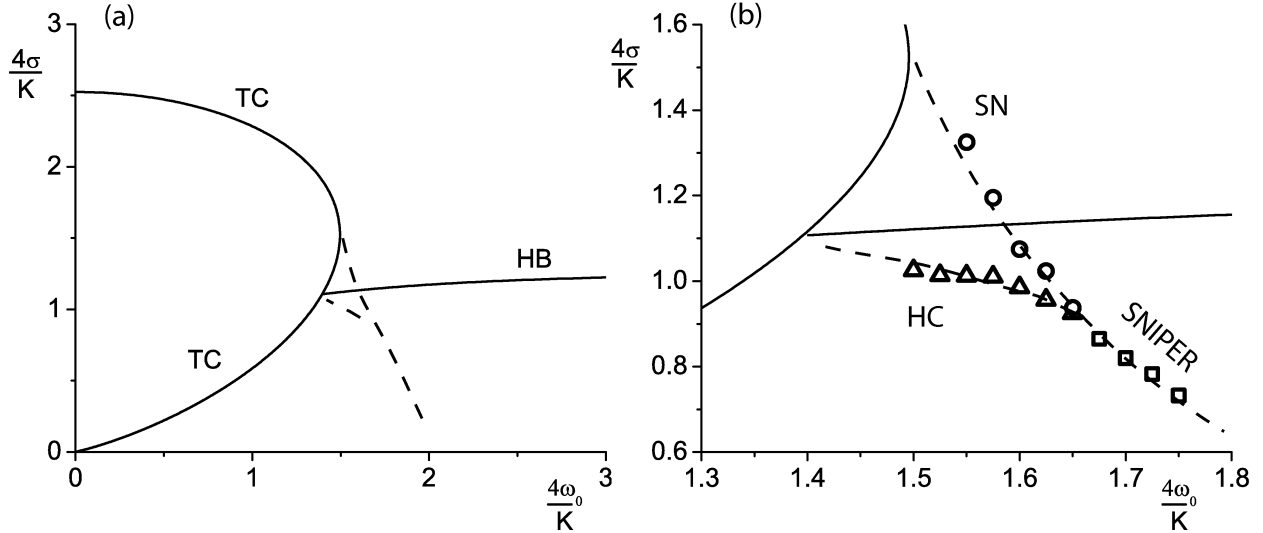


FIG. 6: (a) The bifurcation diagram for the Kuramoto system with a bimodal frequency distribution consisting of two equally weighted Gaussians. All the features in Fig. 2 are present, but are somewhat distorted. The transcritical (TC) and (degenerate) Hopf curves (HB) were obtained as described in the Appendix. The dotted lines represent conjectured saddle-node, homoclinic, and SNIPER curves. These are based on the numerically-observed bifurcations shown in (b), which is a magnification of the central region of (a). The symbols represent saddle-node (circles), homoclinic (triangles), and SNIPER (squares) bifurcations.

independently of each other.” With further increases in  $K$ , however, the clusters “will come to behave like a coupled pair of giant oscillators, and for even stronger coupling they will eventually be entrained to each other to form a single giant oscillator.” (This is what we have called the partially synchronized state.)

Let us now re-examine Kuramoto’s conjectures in light of our analytical and numerical results, as summarized in Fig. 7(a). For a fair comparison, we must assume that  $g$  is concave at its center frequency  $\omega = 0$ ; for the bimodal Lorentzian (Eq. (2)), this is equivalent to  $\omega_0/\Delta > 1/\sqrt{3}$ . (Otherwise  $g$  is unimodal and incoherence bifurcates to partial synchronization as  $K$  is increased, consistent with Kuramoto’s classic result as well as the lowest portion of Fig. 7(a).)

So restricting attention from now on to the upper part of Fig.7(a) where  $\omega_0/\Delta > 1/\sqrt{3}$ , what actually happens as  $K$  increases? Was Kuramoto right that the bifurcation sequence is always incoherence  $\rightarrow$  standing wave  $\rightarrow$  partial synchronization?

No. For  $\omega_0/\Delta$  between  $1/\sqrt{3}$  and 1 (meaning the distribution is just barely bimodal), incoherence bifurcates directly to partial synchronization—the “single giant oscillator” state—without ever passing through an intermediate standing wave state. In effect, the system still behaves as if it were unimodal. But there is one new wrinkle: we now see hysteresis in the transition between incoherence and partial synchronization, as reflected by the lower bistable region in Fig. 7(a).

Is there any part of Fig. 7(a) where Kuramoto’s scenario really does occur? Yes—but it requires that the peaks of  $g$  be sufficiently well separated. Specifically, suppose  $\omega_0/\Delta > 1.81\dots$ , the value at the codimension-2 saddle-node-loop point where the homoclinic and SNIPER curves meet (i.e., point D in Fig. 2). In this regime everything behaves as Kuramoto predicted.

An additional subtlety occurs in the intermediate regime where the peaks of  $g$  are neither too far apart nor too close together. Suppose that  $1 < \omega_0/\Delta < 1.81\dots$ . Here the system shows a different form of hysteresis. The bifurcations occur in the sequence that Kuramoto guessed as  $K$  increases, but *not* on the return path. Instead, the system skips the standing wave state and dissolves directly from partial synchronization to incoherence as  $K$  is decreased.

Finally we note that Kuramoto’s conjectured formula  $K_c = 2/(\pi g(\omega_{\max}))$  is incorrect, although it becomes asymptotically valid in the limit of widely separated peaks. Specifically, his prediction is equivalent to  $K_c = \frac{8\Delta}{1+\sqrt{1+(\Delta/\omega_0)^2}} \sim 4\Delta(1 - \frac{1}{4}(\Delta/\omega_0)^2)$ , which approaches the correct result  $K_c = 4\Delta$  as  $\omega_0/\Delta \rightarrow \infty$ .

## B. Crawford’s center manifold analysis

Crawford [10] obtained the first mathematical results for the system studied in this paper. Using center manifold theory, he calculated the weakly nonlinear behavior of the infinite-dimensional system in the neighborhood of the incoherent state. From this he derived the stability boundary of incoherence. His analysis also included the effects of white noise in the governing equations.

Figure 7(b), reproduced from Fig. 4 in Ref. [10], summarizes Crawford’s findings. Here  $D$  is the noise strength (note: our analysis is limited to  $D = 0$ ),  $\epsilon$  is the width of the Lorentzians (equivalent to  $\Delta$  in our notation), and  $\pm\omega_0$  are the center frequencies of the

Lorentzians (as here). The dashed line in Fig. 7(b) shows Crawford’s schematic depiction of the unknown stability boundary between the standing waves and the partially synchronized state. He suggested a strategy for calculating this boundary, and highlighted it as an open problem, writing in the figure caption, “...the precise nature and location of this boundary have not been determined.” Our results, summarized in Figs. 2 and Fig. 7(a), now fill in the parts that were missing from Crawford’s analysis.

### C. Stochastic model of Bonilla et al.

In a series of papers (see [6] for a review), Bonilla and his colleagues have explored what happens if one replaces the Lorentzians in the frequency distribution with  $\delta$ -functions, and adds white noise to the governing equations. The resulting system can be viewed as a stochastic counterpart of the model studied here; in effect, the noise blurs the  $\delta$ -functions into bell-shaped distributions analogous to Lorentzians. And indeed, the system shows much of the same phenomenology as seen here: incoherence, partially synchronized states, standing waves, and bistability [6].

However, a complete bifurcation diagram analogous to Fig. 2 has not yet been worked out for this model. The difficulty is that no counterpart of the ansatz (11) has been found; the stochastic problem is governed by a second-order Fokker-Planck equation, not a first-order continuity equation, and the Ott-Antonsen ansatz (11) no longer works in this case. Perhaps there is some way to generalize the ansatz appropriately so as to reduce the stochastic model to a low-dimensional system, but for now this remains an open problem.

### D. Directions for future research

There are several other questions suggested by the work described here.

1) Under what conditions is it valid to assume that the infinite-dimensional Kuramoto model can be replaced by the low-dimensional dynamical system implied by the Ott-Antonsen ansatz? Or to ask it another way, when do all the attractors of the infinite-dimensional system lie in the low-dimensional invariant manifold corresponding to this ansatz?

2) What happens if the humps in the bimodal distribution have unequal weights? The

analysis could proceed as in this paper, up to the point where we assumed symmetry between the two sub-populations. One would expect new phenomena such as traveling waves to arise because of the broken symmetry.

3) It would be interesting to test some of these theoretical ideas in real systems. One promising candidate is the electrochemical oscillator system studied by Hudson and colleagues [15], in which the frequency distribution can be bimodal or even multimodal [16].

## VII. ACKNOWLEDGMENTS

This research supported in part by NSF grant DMS-0412757 and ONR award N00014-07-0734.

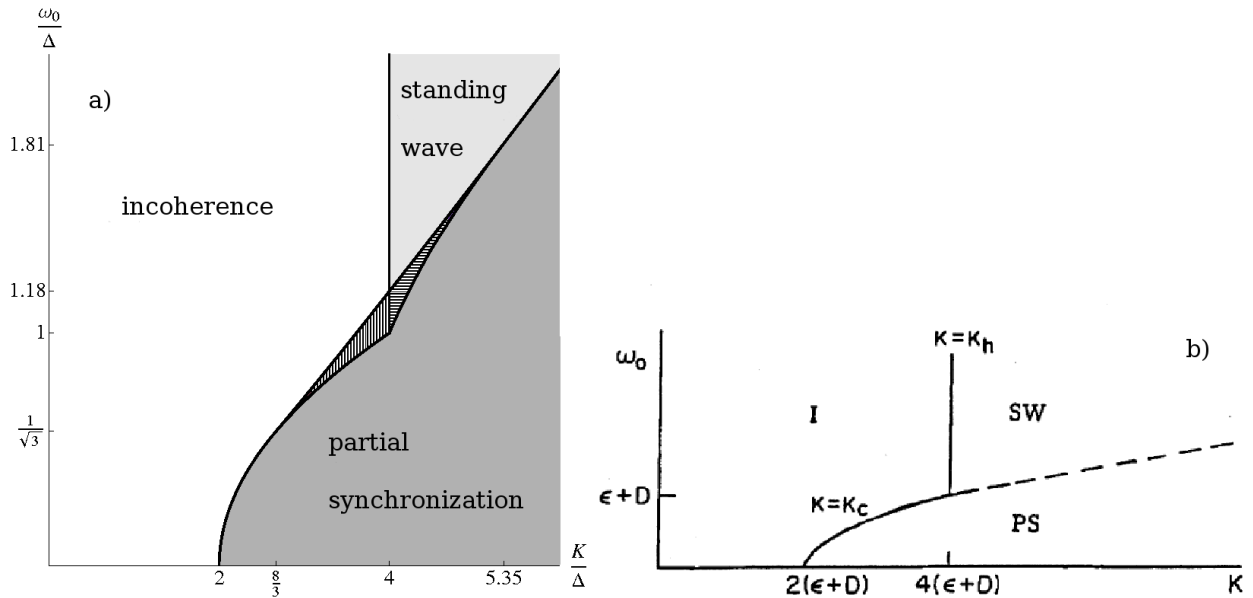


FIG. 7: Left: Results from our analysis. *white*: incoherence, *dark gray*: partial synchronization, *light gray*: standing wave (limit cycles), *vertical lines*: coexistence of incoherent and partially synchronized states, *horizontal lines*: coexistence of partial synchronization and standing waves. Right: Crawford's bifurcation diagram in [10]. In our study there is no noise, and so the diffusion is  $D = 0$ . Crawford's  $\epsilon$  corresponds to our  $\Delta$ . *I*: Incoherent states, *PS*: partially synchronized, *SW*: standing wave, equivalent to what we describe as two counterrotating flocks of oscillators. (Permission to print by Springer Verlag.)

## APPENDIX A: ALTERNATIVE CALCULATION OF THE BOUNDARY OF STABILITY FOR THE INCOHERENT STATE

The system in Eq. (1), together with the bimodal natural frequency distribution given in Eq. (2), can be expressed using the formulation in [8] as two interacting populations of oscillators. In this case, each population has a separate Lorentzian frequency distribution of width  $\Delta$  and center frequency at  $\omega_0$  or  $-\omega_0$ , and the two-by-two matrix describing the relative coupling weights (i.e. Eq. (1) in [8]) has 1/2 in each entry. By postulating that a small perturbation to the incoherent state grows exponentially as  $e^{st}$ , and setting  $s = i\nu$  for the marginally stable state, Eq. (9) of Ref. [8] gives the following expression for the critical coupling value  $K$ :

$$K = \frac{2(\Delta^2 - \nu^2 + \omega_0^2) + i(4\Delta\nu)}{\Delta + i\nu}. \quad (\text{A1})$$

The boundary of stability of the incoherent state is obtained by requiring that this expression be strictly real. One solution is obtained for  $\nu = 0$ , resulting in  $K = 2(\Delta^2 + \omega_0^2)/\Delta$ , which is equivalent to

$$\left(\frac{4\Delta}{K} - 1\right)^2 + \left(\frac{4\omega_0^2}{K}\right)^2 = 1. \quad (\text{A2})$$

This is the equation for the semicircle in Figure 2, corresponding to a transcritical bifurcation of the incoherent state. Another solution, obtained by assuming that  $\nu \neq 0$  in Eq. (A1) and requiring  $\omega_0 \geq \Delta$ , is  $K = 4\Delta$ . This is the equation for the half-line in Figure 2 corresponding to the degenerate Hopf bifurcation of the incoherent state.

If the bimodal natural frequency distribution is given by a sum of Gaussians of standard deviation  $\sigma$  and centers at  $\pm\omega_0$ , then the two-population approach outlined above leads to the following equation:

$$K = \sigma \sqrt{\frac{32}{\pi}} \left[ F\left(\frac{\omega_0 - \nu}{\sqrt{2}\sigma}\right) - F\left(\frac{-\omega_0 - \nu}{\sqrt{2}\sigma}\right) \right]^{-1}, \quad (\text{A3})$$

where

$$F(z) = \frac{i}{\pi} \int_{-\infty}^{\infty} \frac{e^{-t^2}}{z - t} dt \quad (\text{A4})$$

is known as the Faddeeva function and can be computed numerically [17]. Once again requiring that  $K$  be real, two branches corresponding to  $\nu$  being equal and not equal to zero can be obtained. These are the boundaries of stability of the incoherent state shown in

Fig. 6.

- 
- [1] Some examples are the following: the coupling of oscillatory neurons in the suprachiasmatic nucleus of the brain governing circadian rhythm [S. Yamaguchi, et al., *Science* **302**, 1408 (2002)]; the interaction of cells containing oscillatory chemically reacting constituents [I. Z. Kiss, Y. Zhai and J. L. Hudson, *Science* **296**, 1676 (2002)]; Josephson junction circuits [K. Wiesenfeld and J. W. Swift, *Phys. Rev. E* **51**, 1020 (1995)]; and neutrino oscillations [J. Pantaleone, *Phys. Rev. D* **58**, 073002 (1998)].
- [2] Y. Kuramoto, in *International Symposium on Mathematical Problems in Theoretical Physics*, Lecture Notes in Physics, Vol. 39, edited by H. Araki (Springer-Verlag, Berlin, 1975).
- [3] Y. Kuramoto, *Chemical Oscillations, Waves and Turbulence* (Springer, 1984), pp. 75–76.
- [4] S. H. Strogatz, *Physica D* **143**, 1 (2000).
- [5] E. Ott, *Chaos in Dynamical Systems*, second edition, chapter 6 (Cambridge University Press, 2002).
- [6] J. A. Acebron, L. L. Bonilla, C. J. Perez Vicente, F. Ritort, and R. Spigler, *Rev. Mod. Phys.* **77**, 137 (2005).
- [7] S. H. Strogatz, R. E. Mirollo and P. C. Matthews, *Phys. Rev. Lett.* **68**, 2730 (1992).
- [8] E. Barreto, B. Hunt, E. Ott and P. So, *Phys. Rev. E* **77**, 036107 (2008).
- [9] E. Montbrió, J. Kőrths and B. Blasius, *Phys. Rev. E* **70**, 056125 (2004).
- [10] J. D. Crawford, *J. Stat. Phys.* **74**, 1047 (1994).
- [11] E. Ott and T. M. Antonsen, *Chaos* **18** (to be published).
- [12] T. M. Antonsen, R. Faghiih, M. Girvan, E. Ott and J. Platig, arXiv:0711.435; *Chaos* **18** (to be published) (2008); L. M. Childs and S. H. Strogatz, arXiv:0807.4717 (2008).
- [13] D. M. Abrams, R. Mirollo, S. H. Strogatz, and D. A. Wiley, *Phys. Rev. Lett.* **101**, 084103 (2008).
- [14] J. Guckenheimer, *Physica D* **20**, 1 (1986); J. Guckenheimer & P. Holmes, *Nonlinear Oscillations, Dynamical Systems and Bifurcations*, Springer Verlag (2002); J. Tyson, [http://mpf.biol.vt.edu/research/generic\\_model/main/pp/intro.php](http://mpf.biol.vt.edu/research/generic_model/main/pp/intro.php)
- [15] I. Z. Kiss, W. Wang, and J. L. Hudson, *Chaos* **12**, 252 (2002).

- [16] A. S. Mikhailov, D. H. Zanette, Y. M. Zhai, I. Z. Kiss, and J. L. Hudson, Proc. Natl. Acad. Sci USA 101, 10890 (2004).
- [17] J.A.C. Weideman, SIAM Journal on Numerical Analysis, **31**, 1497-1518 (1994).