

Fast GPU Implementation of Sparse Signal Recovery from Random Projections

M. Andrecut

Institute for Biocomplexity and Informatics
University of Calgary
2500 University Drive NW, Calgary
Alberta, T2N 1N4, Canada

Abstract

We consider the problem of sparse signal recovery from a small number of random projections (measurements). This is a well known NP-hard to solve combinatorial optimization problem. A frequently used approach is based on greedy iterative procedures, such as the Matching Pursuit (MP) algorithm. Here, we discuss a fast GPU implementation of the MP algorithm, based on the recently released NVIDIA CUDA API and CUBLAS library. The results show that the GPU version is substantially faster (up to 31 times) than the highly optimized CPU version based on CBLAS (GNU Scientific Library).

PACS:

02.60.-x Numerical approximation and analysis

02.70.Rr General statistical methods

07.05.Kf Data analysis: algorithms and implementation

1 Introduction

Recently there has been an increasing interest in recovering sparse signals from their projection onto a small number of random vectors (see [1-7] and the references within). Sparse signal expansions represent or approximate a signal using only a small number of elements from a given basis or dictionary. Unfortunately, the sparse recovery problem is known to be a NP-hard combinatorial optimization problem, requiring the enumeration of all possible collections of elements in a dictionary and searching for the smallest collection which best approximates the signal. Several sub-optimal methods have been recently developed [1-7], such that a wide range of applications have benefited from the progress made in this area. These methods show good performance in finding the solution of the sparse approximation problem. However, their major shortcoming reside in achieving sufficient computational speed, which limits their application to difficult real world applications which require heavy computational load. The recent improvements in performance of graphics hardware have made Graphics Processing Units (GPUs) strong candidates for approaching this problem. Recently, NVIDIA has released a general-purpose oriented API for its graphics hardware, called CUDA [8]. In addition, NVIDIA has developed CUBLAS which is a GPU optimized version of BLAS library (Basic Linear Algebra Subroutines) built on top of CUDA [9]. In this paper we discuss and evaluate the CUBLAS implementation of the Matching Pursuit (MP) algorithm [10]. Although MP is not the most accurate algorithm for sparse signal recovery, it is still the fastest and most frequently used in practice, due to its relative simple formulation. Our numerical results show that the GPU version of MP is substantially faster (up to 31 times) than the highly optimized CPU version based on CBLAS (GNU Scientific Library) [11].

2 The sparse recovery problem

A high dimensional vector (signal) $\mathbf{x} = [x_0, \dots, x_{M-1}] \in \mathbf{R}^M$ is K -sparse in \mathbf{R}^M if there exists a set of indices $\{m_1, \dots, m_K\} \subset \{0, \dots, M-1\}$, for small $K \ll M$ such that:

$$x_m = \begin{cases} \neq 0 & \text{if } m \in \{m_1, \dots, m_K\} \\ = 0 & \text{if } m \notin \{m_1, \dots, m_K\} \end{cases} . \quad (1)$$

We consider the following encoding/decoding problem:

- the sparse vector $\mathbf{x} \in \mathbf{R}^M$ is encoded in a smaller dimensional vector $\mathbf{y} \in \mathbf{R}^N$, $K < N \leq M$, using a randomly generated $N \times M$ matrix Ψ :

$$\mathbf{y} = \Psi \mathbf{x} \in N \leq M, \quad (2)$$

which is then submitted to a receiver;

- the receiver's decoding task consists in recovering the sparse vector $\mathbf{x} \in \mathbf{R}^M$, given the vector $\mathbf{y} \in \mathbf{R}^N$ and the random matrix Ψ .

Thus, the coefficients of the vector $\mathbf{y} \in \mathbf{R}^N$ are the projections of the sparse vector $\mathbf{x} \in \mathbf{R}^M$ on the vectors corresponding to the rows of the $N \times M$ matrix Ψ . Reciprocally, we may say that $\mathbf{x} \in \mathbf{R}^M$ provides a sparse representation of $\mathbf{y} \in \mathbf{R}^N$ in the redundant dictionary corresponding to the column vectors ψ_m of the $N \times M$ random matrix Ψ :

$$\Psi = [\psi_0 | \dots | \psi_{M-1}]. \quad (3)$$

Therefore, for convenience, we assume that the columns of the random matrix Ψ are normalized:

$$\|\psi_m\|_2 = 1, \quad m = 0, \dots, M-1. \quad (4)$$

Also, the analysis of algorithms for sparse signal recovery shows that the matrix Ψ must satisfy the restricted isometry condition [1-6]:

$$(1 - \delta_x) \|\mathbf{x}\|_2^2 \leq \|\Psi \mathbf{x}\|_2^2 \leq (1 + \delta_x) \|\mathbf{x}\|_2^2. \quad (5)$$

The restricted isometry constant δ_x is defined as the smallest constant for which this property holds for all K -sparse vectors $\mathbf{x} \in \mathbf{R}^M$. In order to use this condition in practice, one would need to be able to design a matrix satisfying the restricted isometry condition. Recently it has been shown that one can generate such a matrix with high probability, if the elements of the matrix are drawn independently from certain probability distributions, such as a Gaussian distribution or a Bernoulli distribution [1-6]. This is a consequence of the fact that in high dimensions the probability mass of certain random variables concentrates strongly around their expectation. Also, recent theoretic considerations have shown that in order to achieve the restricted isometry condition, any $N \times M$ matrix Ψ must have at least $N \simeq cK \log(M/K)$ rows for some constant c in order for the observation $\mathbf{y} = \Psi \mathbf{x}$ to allow an accurate reconstruction of \mathbf{x} [1-6].

Searching for the sparsest $\tilde{\mathbf{x}}$ in the dictionary Ψ that matches \mathbf{y} leads to the l_0 optimization problem:

$$\tilde{\mathbf{x}} = \arg \min_{\mathbf{x} \in \mathbf{R}^M} \|\mathbf{x}\|_0 \quad s.t. \quad \Psi \mathbf{x} = \mathbf{y}. \quad (6)$$

Here, $\|\mathbf{x}\|_0$ is the l_0 norm, measuring the number of nonzero coefficients in the vector \mathbf{x} . This combinatorial optimization problem is NP-hard to solve and usually the convexification of the objective function is introduced by replacing the l_0 norm with the l_1 norm [1-6] ($\|\mathbf{x}\|_1 = \sum_{n=1}^N |x_n|$):

$$\tilde{\mathbf{x}} = \arg \min_{\mathbf{x} \in \mathbf{R}^M} \|\mathbf{x}\|_1 \quad s.t. \quad \Psi \mathbf{x} = \mathbf{y}. \quad (7)$$

The resulting optimization problem is known as Basis Pursuit (BP) and it can be solved using linear programming techniques whose computational complexities are polynomial [1-6]. However, the BP approach requires the solution of a very large convex, nonquadratic optimization problem, and therefore still suffers from high computational complexity. As an alternative, here we consider an iterative greedy approach based on the MP algorithm [10]. MP, tackles the problem by

operating a local optimization, as opposed to BP’s global optimization strategy. MP has been proven to achieve an accurate decomposition of the signal and it provides a low-complexity alternative to BP, but requires an unbounded number of iterations for convergence [1-7, 12].

3 Matching Pursuit algorithm

Matching Pursuit (MP) is an iterative heuristic algorithm which can be used to obtain approximate solutions of the sparse recovery problem [9]. Starting from an initial approximation $\tilde{\mathbf{x}} = 0$ and residual $\mathbf{r} = \mathbf{y}$, the algorithm uses an iterative ‘greedy’ strategy to pick the columns ψ_m of Ψ that are the most strongly correlated with the residual. Then, successively their contribution is subtracted from the residual, which this way can be made arbitrarily small. The pseudo-code of the MP algorithm is:

1. Initialize the variables:

$$t \leftarrow 0, \tilde{\mathbf{x}} \leftarrow 0, \mathbf{r} \leftarrow \mathbf{y}, T. \tag{8}$$

2. While $\|\mathbf{r}\|_2 > \varepsilon \|\mathbf{y}\|_2$ and $t < T$ repeat:

- Find i such that

$$i \leftarrow \arg \max_{i \in \{1, \dots, M\}} \langle \mathbf{r}, \psi_i \rangle. \tag{9}$$

- Update the estimate of the corresponding coefficient, the residual and the iteration counter:

$$\tilde{x}_i \leftarrow \tilde{x}_i + \langle \mathbf{r}, \psi_i \rangle, \tag{10}$$

$$\mathbf{r} \leftarrow \mathbf{r} - \langle \mathbf{r}, \psi_i \rangle \psi_i, \tag{11}$$

$$t \leftarrow t + 1. \tag{12}$$

3. Return $\tilde{\mathbf{x}}$.

The stopping criterion in the step 2 requires the residual to be smaller than some fraction ε of the ‘target’ \mathbf{y} . Also, the computation stops if the number of iterations t exceed the maximum number allowed T . A shortcoming of the MP algorithm is that although the asymptotic convergence is guaranteed and it can be easily proven, the resulting approximation after any finite number of steps will in general be suboptimal. This shortcoming can be corrected by using the orthogonal version of MP, at a much higher computational cost [5, 7, 12].

For random dictionaries Ψ in dimension $N \times M$, each inner product $\langle \mathbf{r}, \psi_i \rangle$ requires N multiplies and $N - 1$ adds. Each iteration requires M such inner product computations. Also, Performing enough MP iterations to get a small reconstruction $\|\mathbf{r}\|_2 < \varepsilon \|\mathbf{y}\|_2$ often means iterating $T \sim M$ times. Therefore, the cost of computing the approximate solution $\tilde{\mathbf{x}}$ could be as high as




Figure 1: Sparse reconstruction error of the MP algorithm (the error grows from white (0%) to black (100%)).

$O(N^2 M^2) \gg O(N^4)$, making MP very slow on high-dimensional signals. Also, we should stress once again that in the case of sparse signal recovery from random projections, the dictionaries are completely random and therefore one cannot apply acceleration techniques used for structured dictionaries (FFT, DCT, Gabor, Wavelet etc.) [13]. Thus, the hardware acceleration provided by a GPU implementation is probably the only solution to speed up computation in this particular case.

In order to determine how effective the MP algorithm is in recovering the sparse signal \mathbf{x} we have conducted a simple experiment. The sparse signals $\mathbf{x} \in \mathbf{R}^M$ was generated by drawing the K non-zero components from a uniform distribution on $[-1, +1]$. Also, the random $N \times M$ matrix Ψ was drawn from a Bernoulli distribution:

$$\psi_{nm} = \begin{cases} +1/\sqrt{N} & \text{with probability } 0.5 \\ -1/\sqrt{N} & \text{with probability } 0.5 \end{cases} . \quad (13)$$

We have considered two parameters $\sigma = K/M$ and $\rho = N/M$ and we have computed the relative reconstruction error:

$$E(\sigma, \rho) = \|\tilde{\mathbf{x}} - \mathbf{x}\|_2^2 \|\mathbf{x}\|_2^{-1} \times 100\%, \quad (14)$$

as a function of σ and ρ .

The results for $M = 1000$, averaged over 100 trials, are shown in Fig. 1. The stopping parameters were set to $\varepsilon = 10^{-7}$ and respectively $T = N$. The numerical results are in very good agreement with the previous theoretical considerations, showing a logarithmic dependence between ρ and σ . For a small number of projections (small ρ) the algorithm is unstable and the reconstruction error grows. By increasing the number of projections (large ρ) the MP algorithm is able to recover exactly the K -sparse signal $\mathbf{x} \in \mathbf{R}^M$.

4 CPU vs GPU (BLAS vs CUBLAS)

Due to their tremendous memory bandwidth and computational horsepower, GPUs are becoming an efficient alternative to solve compute-intensive applications. The newly developed GPUs now include fully programmable processing units that follow a stream programming model and support vectorized single and double precision floating-point operations. For example, the CUDA computing environment provides a standard C like language interface to the NVIDIA GPUs [8]. The computation is distributed into sequential grids, which are organized as a set of thread blocks. The thread blocks are batches of threads that execute together, sharing local memories and synchronizing at specified barriers. An enormous number of blocks, each containing maximum 512 threads, can be launched in parallel in the grid.

In this paper we make use of CUBLAS, a recent implementation of BLAS, developed by NVIDIA on top of the CUDA programming environment [9]. CUBLAS library provides functions for:

- creating and destroying matrix and vector objects in GPU memory;
- transferring data from CPU mainmemory to GPU memory;
- executing BLAS on the GPU;
- transferring data from GPU memory back to the CPU mainmemory.

BLAS defines a set of fundamental operations on vectors and matrices which can be used to create optimized higher-level linear algebra functionality:

- Level 1 BLAS perform scalar, vector and vector-vector operations;
- Level 2 BLAS perform matrix-vector operations;
- Level 3 BLAS perform matrix-matrix operations.

Highly efficient implementations of BLAS exist for most current computer architectures and the specification of BLAS is widely adopted in the development of high quality linear algebra software, such as LAPACK, IMKL and GNU Scientific Library (GSL) [11]. We selected GSL CBLAS, for our host (CPU) implementation, due to its portability on various platforms (Windows/Linux/OSX, Intel/AMD) and because it is free and easy to use in combination with GCC (GNU Compiler). The GSL library provides a low-level layer which corresponds directly to the C-language BLAS standard, referred here as CBLAS, and a higher-level interface for operations on GSL vectors and matrices [11].

The CBLAS and CUBLAS implementations of the MP algorithm require the following functions/kernels:

CBLAS: `gsl_blas_sgemv`, `gsl_blas_dgemv`
CUBLAS: `cublasSgemv`, `cublasDgemv`

- computes in single/double precision the matrix-vector product and sum:

$$\mathbf{y} = \alpha \mathbf{A} \mathbf{x} + \beta \quad \text{or} \quad \mathbf{y} = \alpha \mathbf{A}^T \mathbf{x} + \beta \mathbf{y}. \quad (15)$$

CBLAS: `gsl_blas_isamax`, `gsl_blas_idamax`

CUBLAS: `cublasIsamax`, `cublasIdamax`

- returns the smallest index of the maximum magnitude element of the single/double precision vector \mathbf{x} :

$$m = \arg \max_m |x_m|. \quad (16)$$

CBLAS: `int gsl_blas_saxpy`, `gsl_blas_daxpy`

CUBLAS: `cublasSaxpy`, `cublasDaxpy`

- computes the single/double precision sum

$$\mathbf{y} = \alpha \mathbf{x} + \mathbf{y}. \quad (17)$$

CBLAS: `gsl_blas_snrm2`, `gsl_blas_dnrm2`

CUBLAS: `cublasSnrm2`, `cublasDnrm2`

- computes the Euclidean norm of a single/double precision vector:

$$\|\mathbf{x}\|_2 = \sqrt{\sum_{m=0}^M x_m^2}. \quad (18)$$

These are the critical functions/kernels which are efficiently exploited in the parallel CUBLAS implementation. The other involved functions are for vector/matrix memory allocation and vector/matrix accessing, device (GPU) initialization, host-device data transfer and error handling. We stress once again that in the CUBLAS implementation the data space is allocated both on host (CPU) mainmemory and on device (GPU) memory. After the data is initialized on host it is transferred on device, where the main parallel computation occurs. The results are then transferred back on host memory where the solution can be checked against the reference. The data transfer from host to device and back is not critical for MP. For example the host to device dictionary transfer only takes place once, since all signals are encoded/decoded with the same dictionary. The time for signal transfer from host to device and back is insignificant comparing to the device computation time. For convenience, we have included also a timer which measures the time of all main operations involved by the MP algorithm. The double precision code for CBLAS and CUBLAS implementations is given in Appendix 1 and respectively Appendix 2. These implementations can be easily modified in order to meet end user's needs. For example the single precision BLAS data allocation and vector/matrix accessing functions have the prefix `gsl_vector_float`, `gsl_matrix_float` etc. (see [9], [11] for details).

The numerical experiments have been carried out on the following system custom build by the author: CPU: AMD Phenom 9950 (2.6GHz); Motherboard: ASUS M3N78 Pro (chipset GeForce m8300); RAM 8Gb DDR2 800MHz; On-board GPU: 8400GS, 512 Mb DDR2 (shared); PCI-E GPU: XFX GTX280, 1024 Mb DDR3; NVIDIA Linux 64-bit driver (177.67); CUDA Toolkit and SDK 2.0; Ubuntu Linux 64-bit 8.04.1, GNU Scientific Library v.1.11; Compilers: GCC (GNU), NVCC (NVIDIA). This system configuration gives the opportunity to evaluate the performance of the GPU code on two different GPUs. The first GPU (GPU0) is the core (G86) of the GeForce 8400GS, which is used as an entry level, on-board solution for the GeForce m8300 motherboard, it has 16 stream processors and 512 Mb DDR2 RAM (shared), and supports only single precision floating-point operations. The second GPU (GPU1) is the core (GT200) of GeForce GTX280, a high end solution with 240 stream processors and 1Gb DDR3 RAM, which supports both single and double precision and it is theoretically capable of 1 Tflop computational power.

In order to generate the same random dictionaries and signals the seed of the random number generator (`srand()`) was set to the same value in both CBLAS and CUBLAS implementations. We varied the length M of the signal and the size of the dictionary from $M = 1000$ to $M = 15000$. The number of non-zero elements in the sparse signal was fixed to $K = \lfloor 0.07M \rfloor$ ($\sigma = 0.07$) and the number of projections was set to $N = \lfloor M/2 \rfloor$ ($\rho = 0.5$). Also, the maximum number of iterations and the reconstruction error were set to $T = N$ and respectively $\varepsilon = 10^{-7}$. With these parameters, the MP algorithm is able to find the solution with an error $\varepsilon = 10^{-7}$ in maximum N iteration steps.

In Fig. 2 we give the results obtained for single and respectively double precision. The numerical values are also listed in Fig. 3. It is interesting to note that for small dictionaries $M \leq 2000$ the CPU is actually faster than the GPU0. The gap between CPU and GPU1 increases very fast by increasing the size of the dictionary. The GPU1 versus CPU speed reaches a maximum of 31 times in single precision and respectively 21 times in double precision, for $M = 15,000$. These results shows once again that GPU performance is dependent on the scale of the problem. Thus, in order to exploit efficiently the massive parallelism of GPUs and to effectively use the hardware capabilities, the problem itself needs to scale accordingly, such that thousands of threads are defined and used in computation.

The current version of CUBLAS is not yet perfectly tuned comparing to the highly optimized CBLAS. This is revealed by using a logarithmic time scale representation of the previous results. In Fig. 4 one can see that the CPU computation time is monotonously and smoothly increasing with the size of the problem (as expected) for the CBLAS code, while the GPU running time exhibits a discontinuity around $M = 8192$, where the performance drops quite sharply. This discontinuity is present for both GPUs and also for both single and double precision implementations. Thus, we conclude that it is not a hardware artifact but rather a CUBLAS implementation artifact.

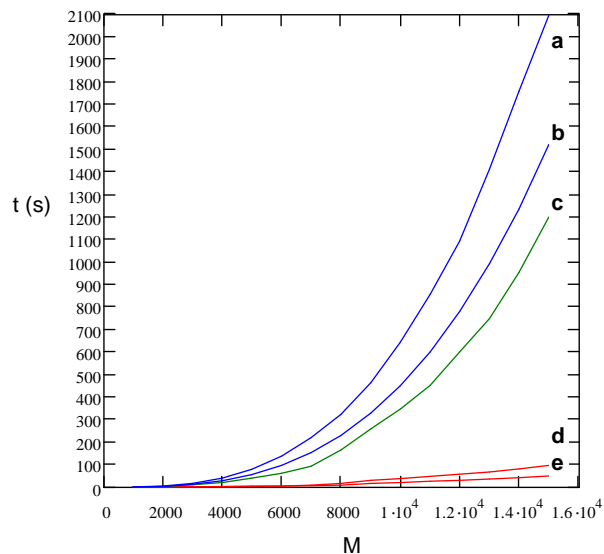


Figure 2: Numerical results for CPU and GPU computation: a - CPU double precision; b - CPU single precision; c - GPU0 single precision; d - GPU1 double precision; e - GPU1 single precision.

M	CPU SP	GPU0 SP	Speed up	GPU1 SP	Speed up	CPU DP	GPU1 DP	Speed up
1000	0.43	0.78	0.55	0.21	2.05	0.63	0.3	2.10
2000	3.61	3.66	0.99	0.58	6.22	5.07	0.76	6.67
3000	12.18	10.12	1.20	1.16	10.50	17.11	1.44	11.88
4000	28.72	21.36	1.34	1.91	15.04	40.32	2.51	16.06
5000	56.15	40.05	1.40	2.96	18.97	79.39	3.92	20.25
6000	96.8	61.84	1.57	4.19	23.10	138.33	5.62	24.61
7000	153.82	92.34	1.67	5.89	26.12	219.02	8.44	25.95
8000	228.91	165.34	1.38	9.01	25.41	323.17	17.03	18.98
9000	328.41	258.38	1.27	17.45	18.82	463.21	31.05	14.92
10000	449.91	346.68	1.30	21.16	21.26	643.58	38.36	16.78
11000	601.34	451.43	1.33	26.37	22.80	856.32	47.93	17.87
12000	779.89	600.45	1.30	31.01	25.15	1092.09	57.72	18.92
13000	993.73	748.34	1.33	36.98	26.87	1413.64	68.12	20.75
14000	1235.31	953.79	1.30	42.93	28.77	1758.21	81.03	21.70
15000	1522.03	1200.33	1.27	49.55	30.72	2096.78	97.13	21.59

Figure 3: Numerical results for CPU and GPU computation (SP=single precision; DP=double precision; time in seconds).

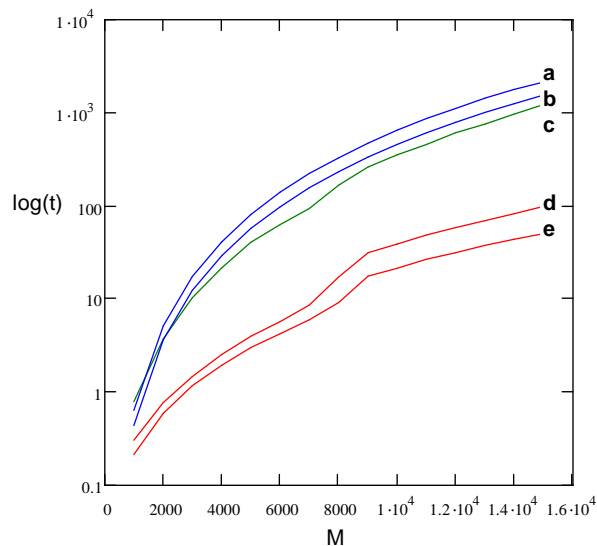


Figure 4: Numerical results for CPU and GPU computation in logarithmic time scale: a - CPU double precision; b - CPU single precision; c - GPU0 single precision; d - GPU1 double precision; e - GPU1 single precision.

5 Conclusion

In this paper we have presented a comparison between the CBLAS (CPU) and the CUBLAS (GPU) implementations of the MP algorithm, a frequently used method to recover sparse signals from random projections. The MP algorithm efficiently exploits the high computing power of the GPU. For large problems, the GPU code is up to 31 (21) times faster, in single (double) precision, than the CPU code. For example, the sparse reconstruction time for a signal of a length $M = 16,384$ encoded with $N = 8,192$ random vectors takes in average 1,900 s on a CPU, while the same decoding problem takes less than 58 s on the GPU. This kind of performance improvement makes it possible to approach even more computational hungry algorithms like the orthogonal version of MP, which is our next target for GPU implementation.

References

- [1] E. Candès, T. Tao, Near optimal signal recovery from random projections: Universal encoding strategies?, *IEEE Trans. on Information Theory*, 52(12), 5406 (2006).
- [2] J. Haupt, R. Nowak, Signal reconstruction from noisy random projections, *IEEE Trans. on Information Theory*, 52(9), 4036 (2006).
- [3] D. Donoho, Compressed sensing, *IEEE Trans. on Information Theory*, 52(4), 1289 (2006).
- [4] E. Candès, Compressive sampling, *Int. Congress of Mathematics*, 3, 1433, Madrid, Spain (2006).
- [5] J. Tropp, A. Gilbert, Signal recovery from random measurements via orthogonal matching pursuit, *IEEE Trans. on Information Theory*, 53(12), 4655-4666 (2007).
- [6] R. Baraniuk, Compressive sensing, *IEEE Signal Processing Magazine*, 24(4), 118, (2007).
- [7] M. Andrecut, S. A. Kauffman, On the Sparse Reconstruction of Gene Networks, *J. Comput. Biology*, 15(1), 21 (2008).
- [8] NVIDIA, Nvidia CUDA Compute Unified Device Architecture, Programming Guide, 2008.
- [9] NVIDIA, CUBLAS Library, 2008.
- [10] S. Mallat, Z. Zhang, Matching pursuit in a time-frequency dictionary, *IEEE Trans. Signal Process.*, 41, 3397 (1993).
- [11] M. Galassi et al, GNU Scientific Library Reference Manual - Revised Second Edition (Network Theory Limited, 2006).
- [12] Y. C. Pati, R. Rezaifar, P. S. and Krishnaprasad, Orthogonal matching pursuit: recursive function approximation with applications to wavelet decomposition. *Proc. 27th Asilomar Conf. Signals Syst. Comput.* 1, 4044 (1993).
- [13] S. Krstulovic, R. Gribonval, MPTK: Matching Pursuit made Tractable, *Proc. Int. Conf. Acoust. Speech Signal Process. (ICASSP)*, 2006).

Appendix 1

```
/*
 * Double precision CBLAS (GSL) implementation of
 * Matching Pursuit algorithm
 * for sparse signal recovery from random projections.
 */

/* Includes, system */
#include <stdio.h>
#include <math.h>
#include <time.h>

/* Includes, GSL & CBLAS */
#include <gsl/gsl_vector.h>
#include <gsl/gsl_matrix.h>
#include <gsl/gsl_blas.h>

/* Number of columns and rows in dictionary */
#define M (4000)
#define N ((int)(M/2))

/* Number of non-zero elements in sparse signal */
int K = 0.07*M;

/* Residual error */
double epsilon = 1.0e-7;

/* Maximum number of iterations */
int T = N;

/* Sign function */
double sign(double x){return (x>=0) - (x<0);}

int main(int argc, char** argv)
{
    int n, m, k, t, q;
    double normi, normf, a , norm = sqrt(N), htime;

    printf('\nProblem dimensions: NxM=%dx%d, K=%d', N, M, K);

    /* Initialize srand and clock */
    srand(time(NULL));
    clock_t start = clock();

    /* Initiallize Bernoulli random dictionary */
```

```

gsl_matrix *D = gsl_matrix_alloc (N, M);
for(m=0; m<M; m++)
{
for(n=0; n<N; n++)
{
a = sign(2.0*rand()/((double)RAND_MAX - 1.0)/norm;
gsl_matrix_set (D, n, m, a);
}
}

/* Create a random K-sparse signal */
gsl_vector *x = gsl_vector_alloc(M);
for(k=0; k<K; k++)
{
gsl_vector_set(x, rand()%M, 2.0*rand()/((float)RAND_MAX - 1.0));
}

/* Allocate memory for solution */
gsl_vector *z = gsl_vector_calloc(M);

/* Allocate memory for residual */
gsl_vector *r = gsl_vector_calloc(M);

/* Allocate memory for the encoding vector */
gsl_vector *y = gsl_vector_alloc(N);
htime = ((double)clock()-start)/CLOCKS_PER_SEC;
printf('\nTime for data allocation: %f', htime);

/* Encoding the signal */
start = clock();
gsl_blas_dgemv(CblasNoTrans, 1.0, D, x, 0.0, y);
htime = ((double)clock()-start)/CLOCKS_PER_SEC;
printf('\nTime for encoding: %f', htime);

/* Decoding the signal */
start = clock();
normi = gsl_blas_dnorm2(y);
epsilon = sqrt(epsilon * normi);
normf = normi;
t = 0;
while(normf > epsilon && t < T)
{
gsl_blas_dgemv(CblasTrans, 1.0, D, y, 0.0, r);
q = gsl_blas_idamax(r);
a = gsl_vector_get(r, q);
gsl_vector_set(z, q, gsl_vector_get(z, q) + a);
}

```

```

    gsl_blas_daxpy(-a, &gsl_matrix_column(D, q).vector, y);
    normf = gsl_blas_dnorm2(y);
    t++;
}
htime = ((double)clock()-start)/CLOCKS_PER_SEC;
printf('\nTime for decoding: %f', htime);
a = 100.0*(normf*normf)/(normi*normi);
printf('\nComputation residual error: %f ', a);

/* Check the solution against the reference*/
printf('\nSolution (first column), Reference (second column):');
getchar();
for(m=0; m<M; m++)
{
    printf('\n%f\t%f', gsl_vector_get(x, m), gsl_vector_get(z, m));
}
normi = gsl_blas_dnorm2(x);
gsl_blas_daxpy(-1.0, x, z);
normf = gsl_blas_dnorm2(z);
a = 100.0*(normf*normf)/(normi*normi);
printf('\nSolution residual error: %f \n', a);

/* Memory clean up and shutdown*/
gsl_vector_free(y);
gsl_vector_free(r);
gsl_vector_free(z);
gsl_vector_free(x);
gsl_matrix_free(D);
return EXIT_SUCCESS;
}

```

Appendix 2

```
/*
 * Double precision CUBLAS (NVIDIA) implementation of
 * Matching Pursuit algorithm
 * for sparse signal recovery from random projections.
 */

/* Includes, system */
#include <stdio.h>
#include <stdlib.h>
#include <string.h>
#include <time.h>

/* Includes, cuda */
#include <cublas.h>

/* Number of columns and rows in dictionary */
#define M (2000)
#define N ((int)(M/2))

/* Number of non-zero elements in sparse signal */
int K = 0.07*M;

/* Residual error */
double epsilon = 1.0e-7;

/* Maximum number of iterations */
int T = N;

/* Sign function */
double sign(double x){return (x>=0) - (x<0);}

/* Matrix indexing convention */
#define id(m, n, ld) (((n) * (ld) + (m)))

int main(int argc, char** argv)
{
    cublasStatus status;
    double *h_D, *h_X, *h_C, *c;
    double *d_D = 0, *d_S = 0, *d_R = 0;
    int MN = M*N, m, n, k, q, t;
    double norm=sqrt(N), normi, normf, a, dtime;

    printf('\nProblem dimensions: NxM=%dx%d, K=%d', N, M, K);
```

```

/* Initialize srand and clock */
srand(time(NULL));
clock_t start = clock();

/* Initialize cublas */
status = cublasInit();
if (status != CUBLAS_STATUS_SUCCESS)
{
    fprintf(stderr, "'! CUBLAS initialization error\n'");
    return EXIT_FAILURE;
}

/* Initialize dictionary on host */
h_D = (double*)malloc(MN * sizeof(h_D[0]));
if(h_D == 0)
{
    fprintf(stderr, "'! host memory allocation error (dictionary)\n'");
    return EXIT_FAILURE;
}
for(n = 0; n < N; n++)
{
    for(m = 0; m < M; m++)
    {
        a = sign(2.0*rand()/(double)RAND_MAX - 1.0)/norm;
        h_D[id(m, n, M)] = a;
    }
}

/* Create a random K-sparse signal */
h_X = (double*)calloc(M, sizeof(h_X[0]));
if(h_X == 0)
{
    fprintf (stderr, "'! host memory allocation error (signal)\n'");
    return EXIT_FAILURE;
}
for(k=0; k<K; k++)
{
    a = 2.0*rand()/(double)RAND_MAX - 1.0;
    h_X[rand()%M] = a;
}

/* Allocate solution memory on host */
h_C = (double*)calloc(M, sizeof(h_C[0]));
if(h_C == 0)
{
    fprintf(stderr, "'! host memory allocation error (solution)\n'");
}

```



```

    return EXIT_FAILURE;
}
c = (double*)calloc(1, sizeof(c));
if(c == 0)
{
    fprintf(stderr, "'! host memory allocation error (c)\n'");
    return EXIT_FAILURE;
}
dtime = ((double)clock()-start)/CLOCKS_PER_SEC;
printf('\nTime for host data allocation: %f', dtime);
start=clock();

/* Host to device data transfer: dictionary */
status = cublasAlloc(MN, sizeof(d_D[0]), (void**)&d_D);
if(status != CUBLAS_STATUS_SUCCESS)
{
    fprintf(stderr, "'! device memory allocation error (dictionary)\n'");
    return EXIT_FAILURE;
}
status = cublasSetVector(MN, sizeof(h_D[0]), h_D, 1, d_D, 1);
if(status != CUBLAS_STATUS_SUCCESS)
{
    fprintf(stderr, "'! device access error (write dictionary)\n'");
    return EXIT_FAILURE;
}

/* Host to device data transfer: signal */
status = cublasAlloc(M, sizeof(d_R[0]), (void**)&d_R);
if(status != CUBLAS_STATUS_SUCCESS)
{
    fprintf(stderr, "'! device memory allocation error (signal)\n'");
    return EXIT_FAILURE;
}
status = cublasSetVector(M, sizeof(h_X[0]), h_X, 1, d_R, 1);
if(status != CUBLAS_STATUS_SUCCESS)
{
    fprintf(stderr, "'! device access error (write signal)\n'");
    return EXIT_FAILURE;
}
status = cublasAlloc(N, sizeof(d_S[0]), (void**)&d_S);
if(status != CUBLAS_STATUS_SUCCESS)
{
    fprintf(stderr, "'! device memory allocation error (projected vector)\n'");
    return EXIT_FAILURE;
}
dtime = ((double)clock()-start)/CLOCKS_PER_SEC;

```

```

printf('\nTime for Host to Device data transfer: %f (s)', dtime);

/* Encoding the signal on device*/
start = clock();
cublasDgemv('t', M, N, 1.0, d_D, M, d_R, 1, 0.0, d_S, 1);
status = cublasGetError();
if(status != CUBLAS_STATUS_SUCCESS)
{
    fprintf(stderr, '! kernel execution error (encoding)\n');
    return EXIT_FAILURE;
}
dtime = ((double)clock()-start)/CLOCKS_PER_SEC;
printf('\nTime for encoding: %f (s)', dtime);

/* Decoding the signal on device*/
start = clock();
normi = cublasDnrm2 (N, d_S, 1);
    epsilon = sqrt(epsilon*normi);
    normf = normi;
    t = 0;
while(normf > epsilon && t < T)
{
    cublasDgemv('n', M, N, 1.0, d_D, M, d_S, 1, 0.0, d_R, 1);
    q = cublasIdamax (M, d_R, 1) - 1;
    cublasGetVector(1, sizeof(c), &d_R[q], 1, c, 1);
    h_C[q] = *c + h_C[q];
    cublasDaxpy (N, -(c), &d_D[q], M, d_S, 1);
    normf = cublasDnrm2 (N, d_S, 1);
    t++;
}
status = cublasGetError();
if(status != CUBLAS_STATUS_SUCCESS)
{
    fprintf(stderr, '! kernel execution error (decoding)\n');
    return EXIT_FAILURE;
}
dtime = ((double)clock()-start)/CLOCKS_PER_SEC;
printf('\nTime for decoding: %f (s)', dtime);
a = 100.0*(normf*normf)/(normi*normi);
printf('\nComputation residual error: %f', a);

/* Check the solution */
printf('\nSolution (first column), Reference (second column):');
getchar();
for(m=0; m<M; m++)
{

```

```

    printf('\n%f\t%f', h_C[m], h_X[m]);
}
normi = 0; normf = 0;
for(m=0; m<M; m++)
{
    normi = normi + h_X[m]*h_X[m];
    normf = normf + (h_C[m] - h_X[m])*(h_C[m] - h_X[m]);
}
printf('\nSolution residual error: %f', 100.0*normf/normi);

/* Memory clean up */
free(h_D);
free(h_X);
free(h_C);
status = cublasFree(d_D);
status = cublasFree(d_S);
status = cublasFree(d_R);
if(status != CUBLAS_STATUS_SUCCESS)
{
    fprintf(stderr, '! device memory free error\n');
    return EXIT_FAILURE;
}

/* Shutdown */
status = cublasShutdown();
if(status != CUBLAS_STATUS_SUCCESS)
{
    fprintf(stderr, '! cublas shutdown error\n');
    return EXIT_FAILURE;
}
if(argc <= 1 || strcmp(argv[1], '-noprompt'))
{
    printf('\nPress ENTER to exit...\n'); getchar();
}
return EXIT_SUCCESS;
}

```