

# Inelastic and elastic collision rates for triplet states of ultracold strontium

A. Traverso, R. Chakraborty, Y. N. Martinez de Escobar, P. G. Mickelson, S. B. Nagel, M. Yan, and T. C. Killian  
*Rice University, Department of Physics and Astronomy, Houston, Texas, 77251*

(Dated: October 29, 2018)

We report measurement of the inelastic and elastic collision rates for  $^{88}\text{Sr}$  atoms in the  $(5s5p)^3P_0$  state in a crossed-beam optical dipole trap. This is the first measurement of ultracold collision properties of a  $^3P_0$  level in an alkaline-earth atom or atom with similar electronic structure. Since the  $(5s5p)^3P_0$  state is the lowest level of the triplet manifold, large loss rates indicate the importance of principle-quantum-number-changing collisions at short range. We also provide an estimate of the collisional loss rates for the  $(5s5p)^3P_2$  state. Large loss rate coefficients for both states indicate that evaporative cooling towards quantum degeneracy in these systems is unlikely to be successful.

PACS numbers: 34.50.Cx

Metastable  $^3P_J$  states of alkaline-earth atoms and atoms with similar electronic structure (Fig. 1) display vastly different optical and ultracold collisional properties compared to states found in alkali-metal atoms more commonly used in ultracold atomic physics experiments. The extremely long-lived  $^3P_0$  states in Sr and Yb serve as the upper levels in neutral-atom optical frequency standards [1]. The weakly allowed  $^1S_0$ - $^3P_1$  intercombination transition serves as the basis for powerful laser-cooling techniques [2] and may enable useful optical tuning of the ground-state scattering length [3].  $^3P_2$  atoms interact through long-range anisotropic interactions [4, 5] that allow magnetic tuning of the interactions and cause rapid inelastic collisional losses [6, 7, 8].  $^3P_J$  states of alkaline-earth atoms have also been proposed for lattice-based quantum computing [9, 10].

Here, we report measurement of the inelastic and elastic collision rates for  $^{88}\text{Sr}$  atoms in the  $(5s5p)^3P_0$  state in a crossed-beam optical dipole trap. This is the first measurement of the ultracold collisional properties of a  $^3P_0$  state, which is of great interest because of its role in optical clocks. We also report an estimate of the collisional loss rates for the  $^{88}\text{Sr}$   $(5s5p)^3P_2$  state. Large loss-rate coefficients for both states make efficient evaporative cooling in the ultracold regime unlikely.

Early laser-cooling experiments with Sr [11] and Ca [12] showed that it is straightforward to magnetically trap metastable  $^3P_2$  atoms through natural decay in a magneto-optical trap (MOT). This generated interest in the possibility of achieving quantum degeneracy in this state and motivated calculations that found novel collisional properties of the metastable  $^3P_J$  levels [4]. Magnetic dipole-dipole and electric quadrupole-quadrupole interactions between  $^3P_2$  atoms produce anisotropic, long-range potentials with bound states and collisional rates that can be tuned with magnetic field. Reference [5] showed that  $s$ -wave colliding states can be coupled to much higher partial waves of outgoing channels of other magnetic sublevels even if the initial state is maximally spin polarized. This leads to two-body inelastic loss rates in magnetically trapped samples [6] that are on the order of elastic collision rates, making efficient evaporative cooling towards quantum degeneracy of  $^3P_2$  atoms in a

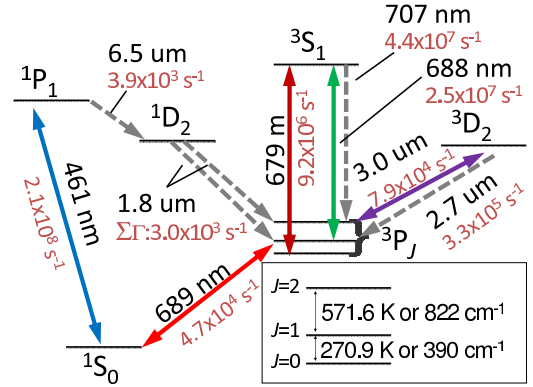


FIG. 1: Strontium atomic levels. Decay rates ( $\text{s}^{-1}$ ) and excitation wavelengths are given for selected transitions. Laser light used for the experiment is indicated by solid lines. Dashed lines indicate transitions that are only made due to spontaneous decay. All levels with energy below 43,000 K are shown. The energy of the  $^3S_1$  state is 41780.5 K. The inset gives the energy splittings of the metastable  $^3P_J$  levels.

magnetic trap unlikely. This was confirmed in experiments with magnetically trapped Ca [7].

Theory [4, 5, 6] only considered Zeeman-sublevel-changing (ZSLC) collisions mediated by long range interactions, which led to speculation [6, 7] that losses in optical traps might be low enough to allow evaporation. However, large loss rates were also found in gases of  $^3P_2$  Yb atoms held in an optical dipole trap, which suggested that fine-structure-changing (FSC) collisions at short-range are also significant [8].

By studying ultracold collisions between  $^3P_0$  atoms, which occupy the lowest level of the fine-structure triplet, we remove the possibility of ZSLC and FSC collisions and probe the importance of principle-quantum-number-changing (PQNC) collisions. For  $^3P_0$  atoms, PQNC collisions (also known as energy-pooling collisions [13]) result in one atom in the ground state. Differences between  $^3P_0$  and  $^3P_2$  collisions may also arise because the  $^3P_0$  atom is isotropic and lacks magnetic-dipole and electric-quadrupole moments.  $^{88}\text{Sr}$  has nuclear spin  $I = 0$ .

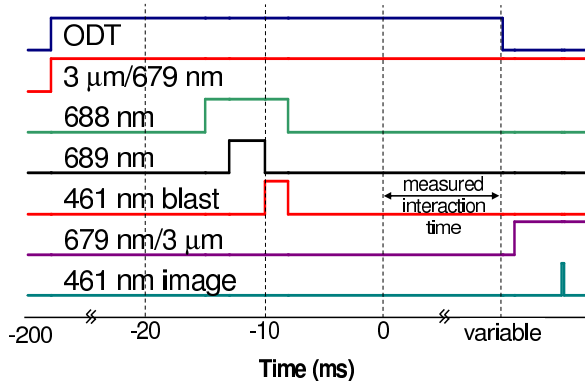


FIG. 2: Timing diagram for measuring metastable collision dynamics (color online). Note the breaks in the time axis. Simultaneous application of the 688 nm and 689 nm lasers populates the metastable triplet levels. A strong 461 nm beam applied after the initial optical pumping ensures that no atoms remain in the  $^1S_0$  state. For measuring  $^3P_0$  dynamics and to keep the  $^3P_2$  level unpopulated, the  $3\mu\text{m}$  laser is on the entire time, and the 679 nm is pulsed on to repump the  $^3P_0$  atoms to the ground state. For measuring  $^3P_2$  dynamics, the timing of these two lasers is interchanged as indicated in the timing labeling.

At higher temperatures, de-excitation of  $\text{Sr}(5s5p)^3P_J$  states due to collisions with background noble gas atoms [14, 15] and ground state Sr [16] has been well-studied. Energy-pooling  $(5s5p)^3P_J + (5s5p)^3P_{J'} \rightarrow (5s^2)^1S + (5s6s)^3^1S$  collision rates have also been measured in a Sr heat pipe [13]. All of these studies, as well as ultracold experiments with  $^3P_2$  levels in other atoms [7, 8], worked in a regime where fine-structure changing collisions were energetically allowed. To our knowledge, we report on the first study that isolates  $^3P_0 - ^3P_0$  collisions.

Laser-cooling and trapping aspects of the experiment are described in [11, 17]. To obtain higher density and longer sample lifetime, and to trap all electronic states,  $^1S_0$  atoms are loaded into an optical dipole trap (ODT) of controllable trapdepth as described in [17], yielding equilibrium temperatures of between of 3 and  $15\mu\text{K}$  and peak densities up to  $10^{14}\text{cm}^{-3}$ . The potential seen by the atoms is determined from measured ODT laser properties, well-known atom polarizabilities [1, 18], and measured trap oscillation frequencies [19].

We then pump atoms via  $^1S_0 \rightarrow ^3P_1 \rightarrow ^3S_1$  followed by natural decay to the metastable state of interest by applying a 689 nm laser for 3 ms while a 688 nm laser is on (Figs. 1 and 2). Atoms decaying from the  $^3S_1$  state to the wrong metastable state are repumped with a clean-up laser at  $3.0\mu\text{m}$  for experiments with  $^3P_0$  atoms and with a 679 nm laser for experiments with  $^3P_2$  atoms. The clean-up repumper is turned on during the loading stage of the ODT and left on for the rest of the experiment. Any atoms remaining in the ground state are removed from the trap with a 2 ms 461 nm pulse. We typically obtain  $10^6$  metastable atoms at a temperature near  $10\mu\text{K}$ ,

a density as high as  $10^{13}\text{cm}^{-3}$ , and phase-space density as high as  $10^{-3}$ .

The zero of time for interaction studies is set after the metastable atoms have equilibrated for approximately 10 ms after the 689 nm laser is extinguished. The end of the interaction time is determined by the extinction of the ODT, after which the atoms ballistically expand and fall under the influence of gravity. The density drops rapidly enough that atom-atom interactions cease on a millisecond time scale.

The number of atoms and sample temperature are determined with time-of-flight absorption imaging using the  $^1S_0 - ^1P_1$  transition. This necessitates repumping the atoms to the ground state during the ballistic expansion by applying the 679 nm laser in the case of  $^3P_0$  atoms and  $3.0\mu\text{m}$  laser in the case of  $^3P_2$  atoms. It is important to release the ODT before repumping because the repump lasers cause density-dependent light-assisted losses. Complete repumping requires a few milliseconds.

Photon recoil during optical pumping to the metastable state before the interaction time and then to the ground state for imaging affects the atomic momentum distribution, which complicates measurement of the temperature. The recoil energy for a red photon is  $\hbar^2 k^2 / (mk_B) = 0.5\mu\text{K}$ , and from the branching ratios shown in Fig. 1, each atom is expected to scatter about 5 red photons during initial excitation and 1-3 photons during repumping. The repump lasers are all aligned horizontally, so we expect several  $\mu\text{K}$  of extra heating along this axis. Recoil from the  $3\mu\text{m}$  photons is insignificant.

An approximate description of the loss of atoms during the interaction time can be derived from a local equation for the evolution of the atomic density,  $\dot{n} = -\beta n^2 - \Gamma n$ , which, assuming constant sample temperature, can be integrated spatially to yield the evolution in atom number

$$N(t) = \frac{N_0 e^{-\Gamma t}}{1 + \frac{N_0 \beta V_2}{\Gamma V_1} (1 - e^{-\Gamma t})}. \quad (1)$$

$N_0$  is the number at the beginning of the interaction time, and the one-body loss rate,  $\Gamma$  is due to background collisions. The effective volumes weighting one- and two-body processes, indexed by subscript  $q$ , are defined by

$$V_q(T) = \int d^3r [n(\mathbf{r})/n_0]^q, \quad (2)$$

where  $n(\mathbf{r})$  is the spatial density distribution calculated from the trap potential and atom temperature including effects due to truncation of the Boltzmann distribution [21], and  $n_0$  is the peak density in the trap. The spatial integral extends over the region contained in the trap.

Figure 3 shows representative data for temperature and number evolution for atoms in the  $^3P_0$  state. The horizontal axis ( $x$ ) is about  $2\mu\text{K}$  hotter than the vertical, which we attribute to photon recoil heating during optical pumping. The temperature change during the interaction time and the  $x - y$  temperature difference are both small, so an assumption of constant temperature

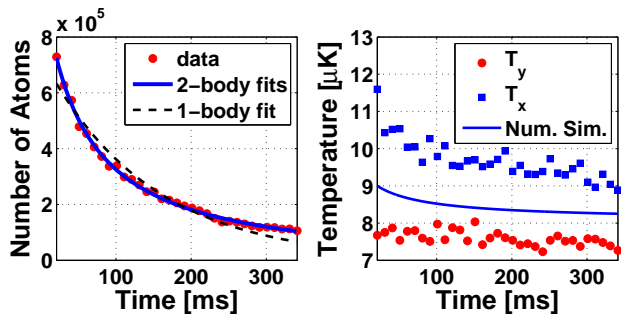


FIG. 3: Left: Number of trapped atoms as a function of time for studies of the  $^3P_0$  state (color online). Two-body fits allowing for one and two-body losses using Eq. 1 and the numerical simulation described in the text are identical. The statistical uncertainties in the two-body loss rate constant,  $\beta = 18 \pm 3 \times 10^{-18} \text{ m}^3/\text{s}$ , and one-body loss rate,  $\Gamma = 1.4 \pm 0.9 \text{ s}^{-1}$  are dominated by correlation between the parameters, but  $\beta$  is determined much better than systematic uncertainties described in the text and is the dominant loss mechanism. The one-body fit sets  $\beta = 0$  and is not a good description of the data. The observed value for  $\Gamma$  is consistent with the decay rate for  $^1S_0$  atoms, which is dominated by background gas collisions. Right: Temperature evolution of the trapped sample. The fit is from the numerical simulation. The ODT trap depth resulting from symmetric saddle-points located approximately along the horizontal axes ( $x$  and  $z$ ) is  $U_{\text{trap}}/k_B = 20 \mu\text{K}$ . The potential barrier for escape along the vertical ( $y$ ) direction is  $30 \mu\text{K}$ .

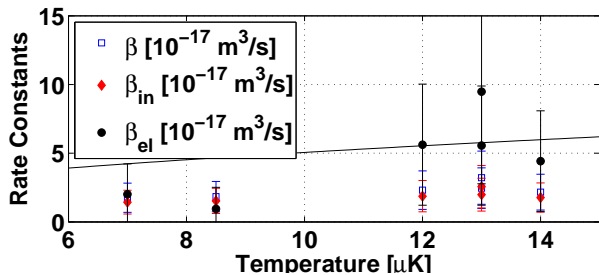


FIG. 4: Two-body collision rate constant measurements for the  $^3P_0$  state (color online). The solid line is  $\beta_{el} = \sigma \bar{v} \sqrt{2}$ , where  $\sigma = 8\pi a^2$ ,  $|a| = 100 a_0$ , and  $\bar{v} = \sqrt{8k_B T / \pi m}$ .

is a reasonable approximation, and Eq. 1 fits the data well. The sample temperature used to calculate effective volumes is taken as the average of  $T_x$  and  $T_y$ . A fit neglecting two-body decay reproduces the data poorly, confirming the importance of two-body effects.

Values of  $\beta$  derived from a series of decay curves are shown in Fig. 4. The dominant uncertainties in  $\beta$  are systematic and reflected in the error bars. Uncertainty in temperature of  $2 \mu\text{K}$  only contributes a 10% uncertainty in  $\beta$ , while uncertainty in the trap oscillation frequencies at the 20% level causes a 60% uncertainty. At our level of uncertainty, we observe no temperature dependence and find  $\beta = (2.3 \pm 1.4) \times 10^{-17} \text{ m}^3/\text{s}$ .

As pointed out in [20], both inelastic-collisional loss and evaporation due to elastic collisions are two-body loss processes contributing to  $\beta = \beta_{in} + f\beta_{el}$ , where  $\beta_{in}$  is the inelastic-collision-loss rate constant,  $\beta_{el}$  is the elastic-collision rate constant, and  $f$  is the fraction of elastic collisions resulting in an evaporated atom. The rate constants can be expressed as  $\beta_{in} = \beta/(1 + f\gamma)$  and  $\beta_{el} = \gamma\beta/(1 + f\gamma)$ , where the ratio of rate constants is

$$\gamma \equiv \frac{\beta_{el}}{\beta_{in}} = \frac{\bar{E} - \bar{E}_{in}}{f(\bar{E}_{el} - \bar{E})}. \quad (3)$$

$\bar{E}$  is the average energy of the trapped atoms,  $\bar{E}_{in}$  is the average energy of atoms lost due to inelastic collisions, and  $\bar{E}_{el}$  is the average energy of atoms lost due to evaporation. Parameters on the r.h.s of Eq. 3 can be calculated from the trapping potential and equilibrium atom temperature. In our case, these quantities must be evaluated numerically because the potential is not amenable to analytic solutions and truncation of the Boltzmann distribution is significant [21]. For the various conditions studied here the ranges of parameters are  $0.7 < f < 0.3$  and  $0.6 < \gamma < 3.7$ , and we obtain  $\beta_{in} = (1.9 \pm 1.2) \times 10^{-17} \text{ m}^3/\text{s}$  (Fig. 4). The data suggests that  $\beta_{el}$  increases slightly with temperature, as one would expect since  $\beta_{el} = \sigma \bar{v} \sqrt{2}$ , where  $\sigma$  is the elastic scattering cross section and  $\bar{v}$  is the mean thermal velocity. The error bars in these measurements are dominated by the trap uncertainties. Our treatment assumes ergodicity, which is reasonable given the small difference between  $T_x$  and  $T_y$ .

To check that the assumption of an equilibrium temperature does not introduce significant bias, we adapted a numerical model of the dynamics of atoms in an ODT [22] designed for a system with high  $\eta \equiv U_{\text{trap}}/k_B T$  to our low- $\eta$  situation by incorporating the evaporation treatment of [21] and numerically calculating all effective volumes and related integrals using the actual trap shape and a truncated momentum distribution. Fits to both number and temperature evolution (Fig. 3) yielded the same values of  $\beta_{in}$  and  $\beta_{el}$  as above. Assuming pure  $s$ -wave elastic collisions, this simulation also allows us to provide an estimate of the magnitude of the  $^3P_0$  scattering length  $|a| = 100 \pm 50 a_0$ .

Measurement of the number and temperature evolution for atoms in the  $^3P_2$  state, together with numerical simulations assuming an equal trap depth for all magnetic sublevels, constrain  $\beta_{in} = (1.3 \pm 0.7 \pm 0.7) \times 10^{-16} \text{ m}^3/\text{s}$  reasonably well. The first uncertainty comes from the fit, and the second uncertainty is systematic from knowledge of the trap potential. Several factors that increase uncertainty in determination of  $\beta$  in this case must be addressed. The temperature measurement along  $x$  is distorted by a high density of atoms evaporating into the arms of the crossed-dipole trap. However, the numerical simulation and elastic-collision rate implied by the low  $T_y$  indicate that the temperature change and lack of equilibrium is not significantly worse than in  $^3P_0$ . The different magnetic sublevels have different

AC stark shifts and experience optical trap depths that vary by almost a factor of two. This complicates modeling of the system and introduces ZSLC-collisional heating and loss processes. But this would only increase  $\beta$ , and we take the observed value as an upper limit for the rate constant for FSC and PQNC collisional loss in this state. The scattering length extracted from the simulation,  $a \approx 600 a_0$ , is less reliable because of its sensitivity to the trap depth.

The  $\beta_{in}$  for Sr  $^3P_0$ , which can only reflect PQNC collisions, is a factor of two larger than  $\beta_{in}$  for optically trapped Yb  $^3P_2$  [8] and a factor of 5 less than in Sr  $^3P_2$ . The  $^3P_2$  states are sensitive to PQNC and FSC processes. ZSLC collisional loss rates in magnetically trapped  $^3P_2$  are one order of magnitude greater [6], as found in magnetically trapped Ca [7].

One expects higher PQNC collision rates for  $^3P_2$  collisions than for  $^3P_0$  collisions because the process  $^3P_J + ^3P_J \rightarrow (5s^2)^1S_0 + (5s6s)^3S_1 + \Delta E$  is allowed for  $J = 2$  ( $\Delta E/k_B = 1091 K$ ) and energetically suppressed for  $J = 0$  ( $\Delta E/k_B = -581 K$ ). (See Fig. 1.) In light of the observed values of  $\beta_{in}$  this implies that PQNC collisions make a significant contribution to the inelastic collision

rate for ultracold  $^3P_2$  states. And as predicted [6], ZSLC collisions should be much more rapid.

In conclusion, this work has highlighted the important role of PQNC collisions in ultracold metastable triplet levels in two-valence-electron atoms. It has also provided the first measurement of the inelastic and elastic collision properties for ultracold atoms in a  $^3P_0$  state and an estimate of collisional properties for  $^3P_2$  Sr atoms. These levels are of significant current interest in applications such as atomic clocks and in fundamental studies in ultracold atomic physics. The techniques developed here demonstrate the production of a cold and dense sample of  $^3P_0$  Sr atoms, which is a prerequisite for photoassociative spectroscopy of atoms in this state and may allow determination of dipole matrix elements and black-body radiation shifts that limit the accuracy of optical clocks [1, 23].

This research was supported by the Welch Foundation (C-1579), National Science Foundation (PHY-0555639), and the Keck Foundation. We thank D. Comparat for sharing the numerical code for simulating evaporative cooling.

- 
- [1] J. Ye, H. J. Kimble, and H. Katori, *Science* **320**, 1734 (2008).
- [2] H. Katori, T. Ido, Y. Isoya, and M. Kuwata-Gonokami, *Phys. Rev. Lett.* **82**, 1116 (1999).
- [3] R. Ciurylo, E. Tiesinga, and P. S. Julienne, *Phys. Rev. A* **71**, 030701(R) (2005).
- [4] A. Derevianko, S. G. Porsev, S. Kotochigova, E. Tiesinga, and P. S. Julienne, *Phys. Rev. Lett.* **90**, 063002 (2003).
- [5] R. Santra and C. H. Greene, *Phys. Rev. A* **67**, 062713 (2003).
- [6] V. Kokouline, R. Santra, and C. H. Greene, *Phys. Rev. Lett.* **90**, 253201 (2003).
- [7] D. Hansen and A. Hemmerich, *Phys. Rev. Lett.* **96**, 073003 (2006).
- [8] A. Yamaguchi, S. Uetake, D. Hashimoto, J. M. Doyle, and Y. Takahashi, *ArXiv:0802.0461* (2008).
- [9] A. Derevianko and C. C. Cannon, *Phys. Rev. A* **70**, 062319 (2004).
- [10] A. J. Daley, M. M. Boyd, J. Ye, and P. Zoller, *Phys. Rev. Lett.* **101**, 170504 (2008).
- [11] S. B. Nagel *et al.*, *Phys. Rev. A* **67**, 011401(R) (2003).
- [12] D. P. Hansen, J. R. Mohr, and A. Hemmerich, *Phys. Rev. A* **67**, 021401(R) (2003).
- [13] J. F. Kelly, M. Harris, and A. Gallagher, *Phys. Rev. A* **38**, 1225 (1988).
- [14] J. F. Kelly, M. Harris, and A. Gallagher, *Phys. Rev. A* **37**, 2354 (1988).
- [15] C. Redondo, M. N. S. Rayoa, P. Ecija, D. Husain, and F. Castano, *Chem. Phys. Lett.* **392**, 116 (2004).
- [16] C. Redondo, M. N. S. Rayoa, J. A. Fernandez, D. Husain, and F. Castano, *Chem. Phys.* **264**, 123 (2001).
- [17] Y. N. Martinez de Escobar *et al.*, *Phys. Rev. A* **78**, 062708 (2008).
- [18] S. G. Porsev, A. D. Ludlow, M. M. Boyd, and J. Ye, *Phys. Rev. A* **78**, 032508 (2008).
- [19] S. Friebe, C. D'Andrea, J. Walz, M. Weitz, and T. W. Hansch, *Phys. Rev. A* **57**, R20 (1998).
- [20] R. deCarvalho and J. Doyle, *Phys. Rev. A* **70**, 053409 (2004).
- [21] O. J. Luiten, M. W. Reynolds, and J. T. M. Walraven, *Phys. Rev. A* **53**, 381 (1996).
- [22] D. Comparat *et al.*, *Phys. Rev. A* **73**, 043410 (2006).
- [23] S. G. Porsev and A. Derevianko, *Phys. Rev. A* **74**, 020502(R) (2006).