

Evidence for the naphthalene cation in a region of the interstellar medium with anomalous microwave emission

S. Iglesias-Groth, A. Manchado¹ and D. A. García-Hernández
Instituto de Astrofísica de Canarias, C/ Via Láctea s/n, 38200 La Laguna, Spain
 sigroth@iac.es

J. I. González Hernández²
Observatoire de Paris, GEPI, 92195 Meudon Cedex, France
 and

D.L. Lambert
The W.J. McDonald Observatory, University of Texas, Austin, TX 78712-1083, USA

ABSTRACT

We report high resolution spectroscopy of the moderately reddened ($A_V=3$) early type star Cernis 52 located in a region of the Perseus molecular cloud complex with anomalous microwave emission. In addition to the presence of the most common diffuse interstellar bands (DIBs) we detect two new interstellar or circumstellar bands coincident to within 0.01% in wavelength with the two strongest bands of the naphthalene cation ($C_{10}H_8^+$) as measured in gas-phase laboratory spectroscopy at low temperatures and find marginal evidence for the third strongest band. Assuming these features are caused by the naphthalene cation, from the measured intensity and available oscillator strengths we find that 0.008 % of the carbon in the cloud could be in the form of this molecule. We expect hydrogen additions to cause hydronaphthalene cations to be abundant in the cloud and to contribute via electric dipole radiation to the anomalous microwave emission. The identification of new interstellar features consistent with transitions of the simplest polycyclic aromatic hydrocarbon adds support to the hypothesis that this type of molecules are the carriers of both diffuse interstellar bands and anomalous microwave emission.

Subject headings: ISM:molecules—ISM:lines and bands—ISM:abundances

1. Introduction

Polycyclic aromatic hydrocarbons (PAHs) have been postulated as the natural carriers for: a) the mid-infrared emission features widely observed in the interstellar medium (Puget & Léger 1989; Allamandola, Tielens & Barker 1985, 1989); b) the diffuse interstellar bands (DIBs), hundreds of absorption bands in the optical and near-infrared spectra of stars reddened by interstellar material (Léger & d' Hende-court 1985, Van der Zwet & Allamandola 1985) which despite decades of observations remain as one of the most enigmatic problems faced by stellar spectroscopists (Herbig 1995, Krelowski et al. 2001, Mulas et al. 2006, Sarre 2006, Hobbs et al. 2008); and c) the so-called anomalous microwave emission, a diffuse emission detected at high Galactic latitude by several cosmic microwave experiments (Kogut et al. 1996, Leitch et al. 1997, de Oliveira et al. 1999, 2002; Hildebrandt et al. 2007) possibly produced by electric dipole radiation of rapidly spinning carbon-based molecules (Draine & Lazarian 1998; Iglesias-Groth 2005, 2006).

We decided to explore a possible connection between the carriers of the last two phenomena by performing observations of DIBs towards the Perseus molecular cloud complex where recent observations by Watson et al. (2005) demonstrated the existence of regions of anomalous microwave emission. The microwave interferometer VSA (Very Small Array, Taylor et al.2003) has recently shown a

correlation between the angular structure of the anomalous emission in Perseus and the thermal dust emission measured by the IRAS satellite at angular scales of several arcminutes (Watson et al. 2006). We searched for DIBs in the line of sight of the maximum anomalous microwave emission detected by the VSA by performing high resolution optical spectroscopy of Cernis 52 (BD+31° 640), a reddened star (excess colour $E(B-V)=0.9$, Cernis 1993) located in this line of sight at distance of 240 pc, where most of the dust extinction is known to concentrate in the Perseus OB2 dark cloud complex. This is the brightest early type star in the region of interest. We identify numerous DIBs towards Cernis 52 and report here on the detection of two new bands of likely interstellar origin with wavelengths and strengths consistent with those of the naphthalene cation ($C_{10}H_8^+$). Naphthalene is the simplest PAH, its cation has been searched in the interstellar medium (Snow et al. 1992, Krelowski et al. 2001) without a conclusive identification, partly due to the lack of accurate wavelengths for resonance transitions of the cation. Recent gas phase laboratory spectroscopy at low temperatures provide precise wavelengths, widths and oscillator strengths (Pino et al. 1999, Romanini et al. 1999, Biennier et al. 2003) and may allow a proper identification of this cation in space.

2. Observations

The data were obtained with the SARG spectrograph (Gratton et al. 2001) on the 3.5 m Telescopio Nazionale Galileo (TNG), the ISIS spectrograph at the 4.2 m William Herschel Telescope (WHT), both

¹Consejo Superior de Investigaciones Científicas, Spain

²CIFIST Marie Curie Excellence Team

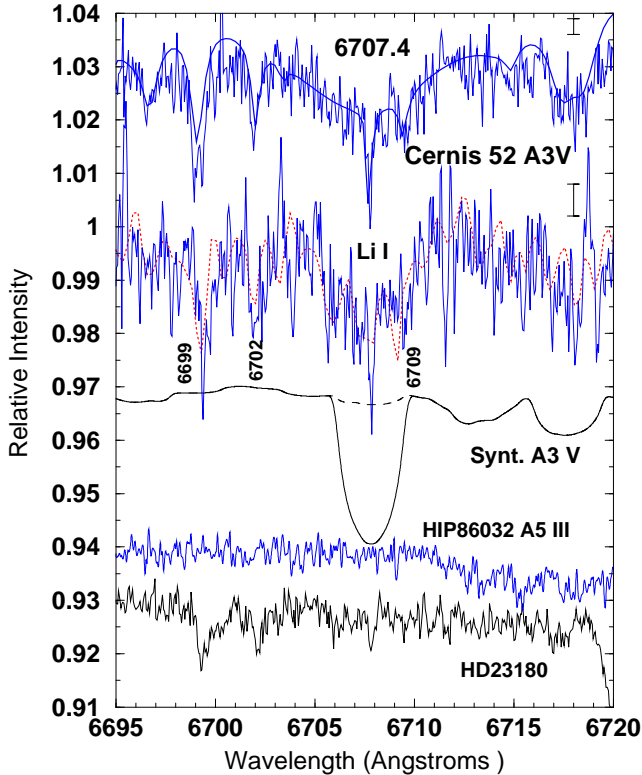


Fig. 1.— Spectra of star Cernis 52 showing three independent detections of the new 6707.4 Å band. The two spectra at the top (blue thin lines) were obtained with the 2.7 m telescope at Mc Donald Observatory in different epochs (see text). 1σ error bars are indicated. At the top, we overplot (thick blue line) a fit to the data resulting from a combination of a Lorentzian profile of width 12 Å for this band with suitable profiles for known narrower DIBs and a synthetic photospheric spectrum assuming cosmic Li abundance. The red line in the second spectrum shows the lower resolution data obtained at the 4.2m WHT. The narrow feature at 6707.7 Å is associated with interstellar lithium. The known DIBs at 6699.32, 6702.02 and 6709.43 Å are marked with wavelength and can be also identified in our spectrum of the hotter reference star HD 23180 (displayed at the bottom). A synthetic spectrum (Synt A3 V) computed using a suitable model atmosphere for Cernis 52 (see text for description) is plotted for two values of Li abundance $\log[N(\text{Li})/N(\text{H})] + 12 = 3.3$ and 4.2

at the Roque de los Muchachos Observatory (La Palma, Spain) and the 2dcoudé cross-dispersed echelle (Tull et al.1995) on the 2.7 m Harlan J. Smith Telescope at McDonald Observatory (Texas, USA). We observed star Cernis 52 in November 2006 with SARG at resolving power $R=40000$ in the range 5000-9000 Å and obtained a final combined spectrum with $S/N\sim 100$ in the continuum. In addition, star HD 23180 (Cernis 67, also known as o Per) was observed with the same configuration in a nearby line of sight selected with no significant anomalous microwave emission. Fast rotating early type stars were also observed for correction of telluric lines. For control of any possible systematic effects further spectroscopic data on Cernis 52 and HD 23180 were obtained on 28 December 2007 at WHT using ISIS with grating 1200R, which provided a dispersion of 0.24 Å/pixel and S/N of 220 in the continuum. Fifteen additional spectra of Cernis 52 were obtained on 23, 25, 26 August 2007, and 1, 2 March 2008 with the Mc Donald 2dcoudé cross-dispersed echelle spectrograph. The spectral range 3740-10160 Å was recorded with resolving power $R=60000$ and $R=30000$, respectively. These two datasets were independently reduced and properly combined to produce final spectra of $S/N\sim 150$ and 300, respectively. Early-type rapidly rotating hot stars were also observed for correction of any possible telluric absorption in both campaigns. All the spectra were reduced using IRAF, wavelength calibrated with accuracy better than 20 mÅ per pixel and co-added after correction for telluric lines. The zero-point of the adopted wavelength scale was set by assigning the laboratory wavelengths to the Na D interstellar

absorption lines recorded in our spectra.

3. Discussion

The star Cernis 52 appears embedded in or behind a cloud responsible for significant visible extinction ($A_V=3$) and absorption bands caused by the intervening interstellar material were expected in the spectrum. We detected the strongest known DIBs (including $\lambda\lambda$ 5780, 5797, 5850, 6196, 6270, 6284, 6376, 6379 and 6614 Å) in the various sets of spectra. The DIBs at 6270, 6376 and 6379 Å appear in Cernis 52 with normal strength for the amount of reddening. The DIB at 6284 Å is however remarkably weak. A strong UV field is needed to excite the carrier of this band (Krełowski & Walker 1987). This strongly argues in favor of a UV shielded environment, a ζ -type cloud (Krełowski and Sneden 1995), as the source for anomalous microwave emission. The strength of the 5780 DIB is also consistent with such a type of cloud. The DIBs wavelengths show velocity shifts consistent with those of the Na D doublet. A complete study of the DIBs in the line of sight will be presented elsewhere.

Remarkably, we detected first in the TNG spectra and subsequently in each of the other spectra a broad feature near 6707 Å, which does not appear in compilations of DIBs (Jenniskens & Dessert 1994; Galazutdinov et al. 2000; Hobbs et al. 2008). In Fig. 1 we plot the McDonald and WHT spectra of Cernis 52 showing clear detections of this feature which is not present in either the nearby DIB reference star HD 23180, or the A5III star HIP 86032 (Allende-Prieto et al. 2004). The closest known DIBs are located at 6699.32, 6702.02 and 6729.28 Å (Hobbs et al 2008).

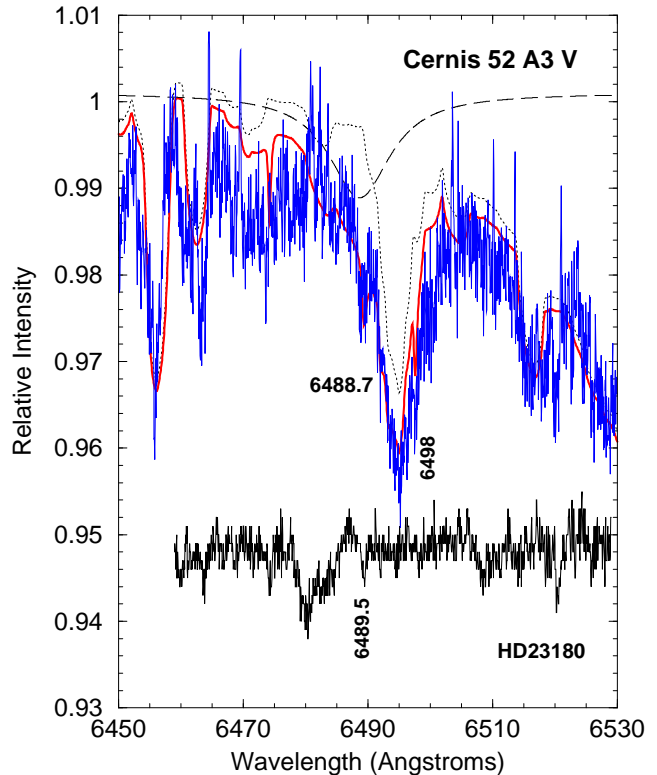


Fig. 2.— Spectrum of the star Cernis 52 (thin blue line) in the region of the second most intense laboratory band of the naphthalene cation. For comparison we plot a synthetic photospheric spectrum (dotted black line) computed using the same stellar model as in the previous figure. The strong absorption at 6495 Å is caused by a combination of photospheric and interstellar absorptions. Superimposed on the blue wing of this feature we find the absorption at 6488.7 Å, which we associate with the naphthalene cation. We plot (red line) a combination of the synthetic spectrum with a Lorentzian profile of width 12 Å centered at this wavelength and bands at the positions of known DIBs. At the bottom we display the spectrum of HD 23180 for reference (Galazutdinov et al. 2000). The DIBs at 6489.47 and 6498.08 Å are marked.

We detect these three bands in Cernis 52 with equivalent widths of 19, 9 and 10 mÅ, respectively (with an error of 20%). They are also found in the comparison star HD 23180 (Galazutdinov et al 2000). A very narrow absorption feature at 6707.7 Å is also observed in the spectrum of Cernis 52 with an equivalent width of 4 ± 1 mÅ. This is ascribed to interstellar lithium and appears at a velocity consistent with that of the much stronger Na I D doublet interstellar absorption lines measured towards the same star. The Na I doublet shows that the interstellar absorption towards Cernis 52 arises mostly in a discrete individual cloud. There appear to be two competing identifications for the broad 6707 Å feature: a stellar Li I line or an interstellar band from the naphthalene cation.

As shown by the spectrum of HIP 86032 (and other A stars), the 6707 Å region is devoid of stellar lines, the Li I is weak or absent because the Li is predominantly singly-ionized in these atmospheres and its low abundance may be depleted by mixing. Nonetheless, there are exceptional stars in which the Li I doublet is unexpectedly present: is Cernis 52 such an example?. To check this possibility, we synthesized the spectrum using the code SYNTHE (Kurucz et al. 2005, Sbordone et al. 2005) for a model atmosphere with an effective temperature of 8500 K, surface gravity of $\log g = 4.27$, solar metallicity, and a range of Li abundances. The spectrum was broadened for a rotational velocity of 80 km s^{-1} . A Li abundance of $\log[N(\text{Li})/N(\text{H})] + 12 = 4.2$ provides the closest fit to the observed feature, see Fig. 1 with the stellar radial velocity set by the Ca I 6717 Å and other lines. This abundance is 0.9 dex greater

than the standard cosmic Li abundance of $\log[N(\text{Li})/N(\text{H})] + 12 = 3.3$ and such a high Li overabundance is quite exceptional. The sole example among stars of the upper main sequence is apparently a star in the open cluster NGC 6633 (Deliyannis, Steinhauer, & Jeffries 2002) with a Li abundance of 4.3 but of a lower effective temperature ($T_{\text{eff}} = 7086 \text{ K}$). The predicted stellar Li I profile is not a satisfactory fit to the observed profile and although we cannot definitively exclude at present the possibility for a remarkable Li overabundance in the star we do not consider this a likely explanation for the 6707 Å feature. Subordinate Li I lines at 6104 Å and 8126 Å would not be expected to be detectable in our spectra of Cernis 52.

Laboratory spectra of the naphthalene cation have been obtained under conditions relevant to the interstellar medium (Pino, Boudin & Bréchnignac 1999; Romanini et al. 1999; Biennier et al. 2003). These place the strongest band of the $D_2 \leftarrow D_0$ system at 6707.0 Å with a precision of about 0.5 Å and with a Lorentzian profile with a FWHM of 12 ± 1 Å. In Fig. 1 we include a fit that reproduces the observed spectrum (solid line at the top spectrum) using a Lorentzian profile of width 12 Å centered at 6707.4 Å with superimposed profiles for the known DIBs (wavelengths and widths adopted from Hobbs et al. 2008), interstellar lithium and the photospheric bands. The Lorentzian has an equivalent width of 200 mÅ.

In the search for supporting evidence for this identification of the leading band of the naphthalene cation, we searched for weaker bands. According to laboratory measurements (Biennier et al. 2003), the

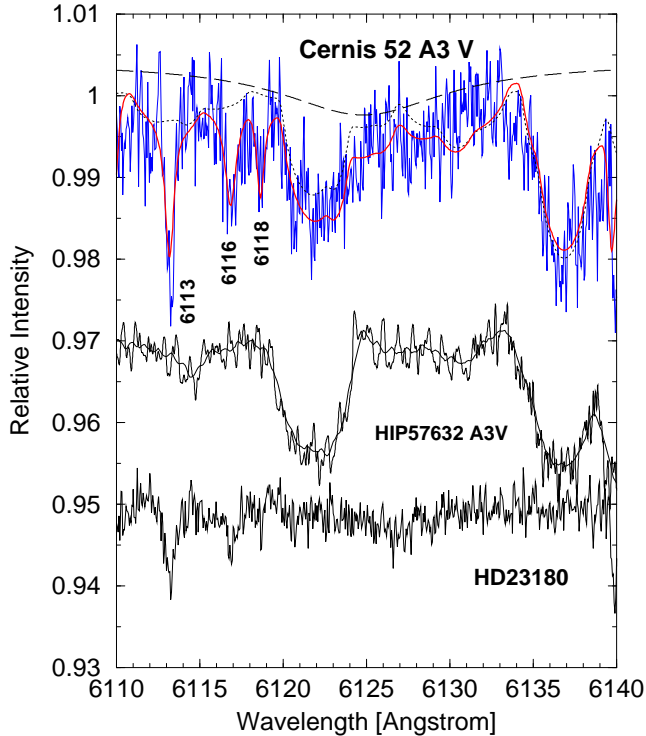


Fig. 3.— Spectrum of star Cernis 52 in the region of the third most intense laboratory band of the naphthalene cation (thin blue line). We plot (thick red line) a combination of a synthetic spectrum (same model than in previous figures) with a Lorentzian of width 12 \AA at the expected location for this band and simulation of known DIBs with positions at 6613.18 , 6616.84 and 6118.63 \AA . A comparison is made with the spectrum of a similar faster rotating star HIP 57632 (from Allende-Prieto et al. 2004) and with our spectrum of the reference star HD 23180.

four strongest naphthalene cation absorption peaks are at 6707.0 , 6488.9 , 6125.2 and 5933.5 \AA with a precision of about 0.5 \AA . Along the series, the intensity decreases as we move to shorter wavelengths, with a ratio of a factor 2 between each two consecutive bands in wavelength. In Fig. 2 we plot the spectrum of Cernis 52 in the region of the second most intense transition in the visible spectrum of $\text{C}_{10}\text{H}_8^+$ in the gas phase. This spectral region is dominated by the presence of a very broad band at 6494.2 \AA (Jenniskens et al. 1994), which results from the combination of photospheric absorptions with a rather broad DIB at 6494.05 \AA listed by Hobbs et al. (2008). The location of the stellar continuum in Fig. 2 is affected by this broad DIB whose strength is difficult to estimate in Cernis 52 and the blue wing of stellar $\text{H}\alpha$ which makes apparent a progressive decline of the continuum towards the red. We detect a new band at 6488.7 \AA in the blue wing of the broad photospheric feature. This band appears partly contaminated by a narrower (0.9 \AA) known DIB at 6489.47 \AA (Hobbs et al. 2008). At the top of Fig. 2 we plot superimposed on the observed spectrum a combination of a synthetic photospheric spectrum with a Lorentzian of width 12 \AA centered at 6488.7 \AA and known DIBs in this spectral region simulated using wavelengths and widths from Hobbs et al. (2008). From the area of the Lorentzian we infer an upper limit to the equivalent width of the second naphthalene cation band of 100 m\AA .

The wavelengths and relative strengths of the 6488 and the 6707 \AA bands are consistent with those of the first two transitions of the $\text{D}_2 \leftarrow \text{D}_0$ system of $\text{C}_{10}\text{H}_8^+$. In

Fig. 3 we can see a weak feature coincident in position with the third most intense transition of the naphthalene cation at 6125.2 Å. Unfortunately, this is superimposed to the red wing of a stellar photospheric feature as shown in the synthetic spectrum plotted in the same figure. We combine the synthetic photospheric spectrum with a Lorentzian of 12 Å (intensity scaled as indicated above) and with a simulation of known DIBs (parameters adopted from Hobbs et al. 2008, as in the previous cases). The good fit of the combined spectrum suggests that indeed the third band of the naphthalene cation could be present with an equivalent width of ~ 50 mÅ. Comparison with similar spectral type stars and the reference star HD 23180 shows no telluric or photospheric bands at this wavelength. Searching for weaker transitions of this cation will require much higher quality data.

Adopting for the oscillator strength of the transition at 6707 Å a value of $f=0.05$ (Pino et al. 1999) and using the equivalent width of the Lorentzian fit, we derive a probable $C_{10}H_8^+$ column density of $N_{np}^+ = 1 \times 10^{13} \text{cm}^{-2}$ from the Spitzer formula (with an uncertainty of 60 %). Assuming a ratio $C/H = 3.7 \times 10^{-4}$ and hydrogen column density per unit interstellar absorption $N_H/A_V = 2 \times 10^{21} \text{cm}^{-2}$ (with $A_V = 3 \text{ E(B-V)}$) we calculate that 0.008 % of the total carbon in the intervening cloud could be in the form of naphthalene cations.

In diffuse clouds and dense cloud envelopes that are exposed to the hard interstellar radiation PAHs are expected to be ionized (Wagner, Kim, & Saykally 2000; Mattioda, Hudgins, & Allamandola 2005).

This will be the case of naphthalene with a low ionization potential of 8.1 eV. A recent computational study of H-addition reactions to the naphthalene cation shows that most of these reactions have little to no barrier and that hydrogen atoms prefer to join the same ring until it is saturated rather than distribute themselves randomly among the rings (Ricca, Bakes, Bauschlicher 2007). Hydrogen additions are expected to occur in energetic regions where the molecule is ionized and there is a large amount of hydrogen available. The hydrogen additions to the naphthalene cation will break the symmetry of the original naphthalene, leading to an effective dipole moment. In the physical conditions of the clouds these molecules are spinning very fast, with rotational frequencies of tens of GHz, and will radiate in the microwave range. We have produced a simple model of the electric dipole emission of these particles to estimate its contribution to the anomalous microwave emission detected in this line of sight. We assume the abundance of naphthalene cations derived above, a dipole moment for the hydrogenated cations comparable to that of the CH bond (0.3 Debye) and the typical physical conditions of a Perseus dense molecular cloud (Iglesias-Groth 2005, 2006). We predict that hydrogenated naphthalene cations would contribute in the range $1-5 \times 10^{-21} \text{ Jy cm}^2 \text{ sr}^{-1} \text{ H}^{-1}$ at the peak frequency of 80 GHz. This is just a very small fraction of the total energy emitted in the microwave range by the cloud but illustrates the role that thermodynamically stable protonated PAHs might play in the anomalous microwave emission.

4. Conclusions

We have recorded the spectrum of star Cernis 52 between 3800 and 10000 Å with resolving power higher than 40000. In the range 5800-6800 Å, we detect features of likely interstellar origin which are consistent in wavelength and strength ratios with the strongest laboratory gas-phase transitions of the naphthalene cation. These features and other DIBs are detected in the line of sight toward a region of the Perseus molecular complex with previously reported anomalous microwave emission. To the best of our knowledge the new bands have not been previously detected as DIBs. This suggests that the carrier is either not ubiquitous or much less abundant in the general interstellar medium than in the line of sight under investigation. The tentative identification of the cation of the simplest PAH reinforces the hypothesis that this class of molecules could be carriers of the anomalous microwave emission and encourages accurate laboratory gas-phase measurements of other PAHs.

In molecular clouds naphthalene is expected to condense onto refractory dust grains. A large variety of ice mantles can form, but H₂O will very probably be a dominant species in the ices (Sandford 1996). Recent studies have shown how, under astrophysical conditions, UV radiation on naphthalene in H₂O ice produces naphthoquinones. These molecules, if further functionalized with a methyl group and a long isoprene chain, play essential roles in biochemical functions (Bernstein et al. 2001). Since quinones and aromatic alcohols are already found in meteoritic material, the detection of naphthalene in molec-

ular clouds shows a possible path for these biogenic compounds from the chemistry of clouds in which new stars form to the prebiotic molecules present in the protoplanetary material.

We thank R. Watson and R. Rebolo for many valuable discussions and B.E. Reddy for help with spectroscopic observations. DLL thanks the Robert A. Welch Foundation of Houston for support. J.I.G.H. acknowledges support from the eU copcontract MEXT-CT-2004-014265 (CIFIST). This work has been partially funded by project AYA2007-64748 of the Spanish Ministry of Education and Science.

REFERENCES

- Allamandola, L. J., Tielens, A. G. G. M., & Barker, J. R. 1985, *ApJ* 290, L25
- Allamandola, L. J., Tielens, G. G. M., & Barker, J.R. 1989, *ApJS* 71, 733
- Allende Prieto, C., Barklem, P.S., Lambert, D.L., Cunha, K. 2004, *A&A* 420, 183
- Bernstein, M.P, Dworkin, J.P., Sandford, S.A. & Allamandola, L.J. 2001, *Meteor. Plane. Sci.* 36, 351
- Biennier, L., Salama, F., Allamandola, L., Scherer, J. 2003, *J. Chem. Phys.* 118, 17, 7863
- Cernis, K. 1993, *Baltic Astronomy* 2, 214
- Deliyannis, C.P., Steinhauer, A. & Jeffries, R.D. 2002, *ApJ*, 577, L39
- Draine, B.T. & Lazarian, A. 1998a, *ApJ*, 494, L19

- Galazutdinov, G.A., Musaev, F.A., Krelowski, J. & Walker, G.A.H. 2000, *PASP*, 112, 648
- Gratton, R. G., Bonanno, G., Bruno, P., Cali, A., Claudi, R. U., Cosentino, R., Desidera, S., 2001, *Experimental Astron.*, 12,
- Herbig, G.H., 1995, *Ann. Rev. Astron. Astrophys.* 33, 19
- S. R. Hildebrandt, S. R., Rebolo, R., Rubio-Martín, J.A., Watson, R.A., Gutiérrez, C.M., Hoyland, R.J., Battistelli, E.S. 2007, *MNRAS* 382, 594
- Hobbs, L. M., York, D. G., Snow, T. P., Oka, T., Thorburn, J. A.; Bishof, M., Friedman, S. D., McCall, B. J. et al. 2008, arXiv:astro-ph/0804.2094H
- Iglesias-Groth, S. 2005, *ApJ* 632, L25
- Iglesias-Groth, S. 2006, *MNRAS* 368, 1925
- Jenniskens, P. & Désert, F.X. 1994, *A&AS* 106, 39
- Krelowski, J., Galazutdinov, G.A., Musaev, F.A. & Nirski, J. 2001, *MNRAS* 328, 810
- Krelowski, J. & Sneden, C. 1995 in *The Diffuse Interstellar Bands*, ed. A.G.G. M. Tielens and T. P. Snow (Dordrecht, Kluwer) 13.
- Krelowski, J., Walker, G. A. H. 1987, *ApJ* 87, 312
- Krelowski, J., Galazutdinov, G. A., Musaev, F. A., Nirski, J.J. 2001, *MNRAS* 328, 810
- Kogut, A., Banday, A. J., Bennett, C. L., Gorski, K. M., Hinshaw, G. & Reach, W. T. 1996, *ApJ* 460, 1]
- Kurucz, R. L. 2005, *Memorie della Societa Astronomica Italiana Supplement*, 8, 14
- Léger, A., & L. d' Hendecourt, L. 1985, *A&A* 146, 81
- Leitch, E. M., Readhead, A. C. S., Pearson, T. J. & Myers, S. T. 1997, *ApJ* 486, L23
- Mattioda, A. L., Hudgins, D. M. & Allamandola, L. J. 2005, *ApJ* 629, 1188
- Mulas, G. Malloci, G., Joblin, J. & Toubanc, D. 2006, *A&A* 460, 93
- de Oliveira-Costa, A., Tegmark, M., Gutiérrez, C. M., Jones, A. W., Davies, R. D., Lasenby, A. N., Rebolo, R., & Watson, R. A. 1999, *ApJ* 527, L9
- de Oliveira-Costa, A. et al. 2002, *ApJ* 567, 363
- Pino, T., Boudin, N. & Bréchnignac, P. 1999, *J. Chem. Phys* 111, 16, 7337
- Puget, J. L. & Léger, A. 1989, *ARA&A* 27, 161
- Ricca, A., Bakes, E. L. O., Bauschlicher, C. W. 2007, *ApJ* 659, 858
- Romanini, D., Biennier, L., Salama, F., Kachanov, A., Allamandola, L.J. & Stoeckel, F. 1999, *Chem. Phys. Lett.* 303, 165. 1
- Sandford, S. 1996, *ASPC* 97, 29
- Sarre, P.J. 2006, *J. Mol. Spectr.* 238, 1

- Sbordone, L. 2005, Mem. Soc. Astron. It. Suppl., 8, 61
- Snow, T.P. 1992, ApJ 401, 775
- Taylor, A. C. et al. 2003, MNRAS 341, 1066
- Tull, R. G., MacQueen, P. J., Sneden, C., Lambert, D. L. 1995, PASP, 107, 251
- Van der Zwet, G. P., Allamandola, L. J. 1985, A&A 146, 76
- Wagner, D. R., Kim, H.S., Saykally, R. J. 2000, ApJ 545, 854
- Watson, R.A. et. al 2005, ApJ 624, L89
- Watson, R. A. et al., in "CMB and Physics of the Early Universe" 20-22 April 2006, Ischia, Italy, p.66