

**Evidence for $X(3872) \rightarrow \psi(2S)\gamma$ in $B^\pm \rightarrow X(3872)K^\pm$ decays,
and a study of $B \rightarrow c\bar{c}\gamma K$**

B. Aubert,¹ M. Bona,¹ Y. Karyotakis,¹ J. P. Lees,¹ V. Poireau,¹ E. Prencipe,¹ X. Prudent,¹ V. Tisserand,¹
J. Garra Tico,² E. Grauges,² L. Lopez^{ab,3}, A. Palano^{ab,3}, M. Pappagallo^{ab,3}, G. Eigen,⁴ B. Stugu,⁴ L. Sun,⁴
G. S. Abrams,⁵ M. Battaglia,⁵ D. N. Brown,⁵ R. N. Cahn,⁵ R. G. Jacobsen,⁵ L. T. Kerth,⁵ Yu. G. Kolomensky,⁵
G. Lynch,⁵ I. L. Osipenkov,⁵ M. T. Ronan,^{5,*} K. Tackmann,⁵ T. Tanabe,⁵ C. M. Hawkes,⁶ N. Soni,⁶ A. T. Watson,⁶
H. Koch,⁷ T. Schroeder,⁷ D. Walker,⁸ D. J. Asgeirsson,⁹ B. G. Fulsom,⁹ C. Hearty,⁹ T. S. Mattison,⁹
J. A. McKenna,⁹ M. Barrett,¹⁰ A. Khan,¹⁰ V. E. Blinov,¹¹ A. D. Bukin,¹¹ A. R. Buzykaev,¹¹ V. P. Druzhinin,¹¹
V. B. Golubev,¹¹ A. P. Onuchin,¹¹ S. I. Serednyakov,¹¹ Yu. I. Skovpen,¹¹ E. P. Solodov,¹¹ K. Yu. Todyshev,¹¹
M. Bondioli,¹² S. Curry,¹² I. Eschrich,¹² D. Kirkby,¹² A. J. Lankford,¹² P. Lund,¹² M. Mandelkern,¹²
E. C. Martin,¹² D. P. Stoker,¹² S. Abachi,¹³ C. Buchanan,¹³ J. W. Gary,¹⁴ F. Liu,¹⁴ O. Long,¹⁴ B. C. Shen,^{14,*}
G. M. Vitug,¹⁴ Z. Yasin,¹⁴ L. Zhang,¹⁴ V. Sharma,¹⁵ C. Campagnari,¹⁶ T. M. Hong,¹⁶ D. Kovalskyi,¹⁶
M. A. Mazur,¹⁶ J. D. Richman,¹⁶ T. W. Beck,¹⁷ A. M. Eisner,¹⁷ C. J. Flacco,¹⁷ C. A. Heusch,¹⁷ J. Kroseberg,¹⁷
W. S. Lockman,¹⁷ A. J. Martinez,¹⁷ T. Schalk,¹⁷ B. A. Schumm,¹⁷ A. Seiden,¹⁷ M. G. Wilson,¹⁷ L. O. Winstrom,¹⁷
C. H. Cheng,¹⁸ D. A. Doll,¹⁸ B. Echenard,¹⁸ F. Fang,¹⁸ D. G. Hitlin,¹⁸ I. Narsky,¹⁸ T. Piatenko,¹⁸ F. C. Porter,¹⁸
R. Andreassen,¹⁹ G. Mancinelli,¹⁹ B. T. Meadows,¹⁹ K. Mishra,¹⁹ M. D. Sokoloff,¹⁹ P. C. Bloom,²⁰
W. T. Ford,²⁰ A. Gaz,²⁰ J. F. Hirschauer,²⁰ M. Nagel,²⁰ U. Nauenberg,²⁰ J. G. Smith,²⁰ K. A. Ulmer,²⁰
S. R. Wagner,²⁰ R. Ayad,^{21,†} A. Soffer,^{21,‡} W. H. Toki,²¹ R. J. Wilson,²¹ D. D. Altenburg,²² E. Feltresi,²²
A. Hauke,²² H. Jasper,²² M. Karbach,²² J. Merkel,²² A. Petzold,²² B. Spaan,²² K. Wacker,²² M. J. Kobel,²³
W. F. Mader,²³ R. Nogowski,²³ K. R. Schubert,²³ R. Schwierz,²³ A. Volk,²³ D. Bernard,²⁴ G. R. Bonneaud,²⁴
E. Latour,²⁴ M. Verderi,²⁴ P. J. Clark,²⁵ S. Playfer,²⁵ J. E. Watson,²⁵ M. Andreotti^{ab,26}, D. Bettoni^{a,26}, C. Bozzi^{a,26},
R. Calabrese^{ab,26}, A. Cecchi^{ab,26}, G. Cibinetto^{ab,26}, P. Franchini^{ab,26}, E. Luppi^{ab,26}, M. Negrini^{ab,26}, A. Petrella^{ab,26},
L. Piemontese^{a,26}, V. Santoro^{ab,26}, R. Baldini-Ferrolli,²⁷ A. Calcaterra,²⁷ R. de Sangro,²⁷ G. Finocchiaro,²⁷
S. Pacetti,²⁷ P. Patteri,²⁷ I. M. Peruzzi,^{27,§} M. Piccolo,²⁷ M. Rama,²⁷ A. Zallo,²⁷ A. Buzzo^{a,28}, R. Contri^{ab,28},
M. Lo Vetere^{ab,28}, M. M. Macri^{a,28}, M. R. Monge^{ab,28}, S. Passaggio^{a,28}, C. Patrignani^{ab,28}, E. Robutti^{a,28},
A. Santroni^{ab,28}, S. Tosi^{ab,28}, K. S. Chaisanguanthum,²⁹ M. Morii,²⁹ A. Adametz,³⁰ J. Marks,³⁰ S. Schenk,³⁰
U. Uwer,³⁰ V. Klose,³¹ H. M. Lacker,³¹ D. J. Bard,³² P. D. Dauncey,³² J. A. Nash,³² M. Tibbetts,³² P. K. Behera,³³
X. Chai,³³ M. J. Charles,³³ U. Mallik,³³ J. Cochran,³⁴ H. B. Crawley,³⁴ L. Dong,³⁴ W. T. Meyer,³⁴ S. Prell,³⁴
E. I. Rosenberg,³⁴ A. E. Rubin,³⁴ Y. Y. Gao,³⁵ A. V. Gritsan,³⁵ Z. J. Guo,³⁵ C. K. Lae,³⁵ N. Arnaud,³⁶
J. Béquilleux,³⁶ A. D’Orazio,³⁶ M. Davier,³⁶ J. Firmino da Costa,³⁶ G. Grosdidier,³⁶ A. Höcker,³⁶ V. Lepeltier,³⁶
F. Le Diberder,³⁶ A. M. Lutz,³⁶ S. Pruvot,³⁶ P. Roudeau,³⁶ M. H. Schune,³⁶ J. Serrano,³⁶ V. Sordini,^{36,¶}
A. Stocchi,³⁶ G. Wormser,³⁶ D. J. Lange,³⁷ D. M. Wright,³⁷ I. Bingham,³⁸ J. P. Burke,³⁸ C. A. Chavez,³⁸
J. R. Fry,³⁸ E. Gabathuler,³⁸ R. Gamet,³⁸ D. E. Hutchcroft,³⁸ D. J. Payne,³⁸ C. Touramanis,³⁸ A. J. Bevan,³⁹
C. K. Clarke,³⁹ K. A. George,³⁹ F. Di Lodovico,³⁹ R. Sacco,³⁹ M. Sigamani,³⁹ G. Cowan,⁴⁰ H. U. Flaecher,⁴⁰
D. A. Hopkins,⁴⁰ S. Paramesvaran,⁴⁰ F. Salvatore,⁴⁰ A. C. Wren,⁴⁰ D. N. Brown,⁴¹ C. L. Davis,⁴¹ A. G. Denig,⁴²
M. Fritsch,⁴² W. Gradl,⁴² G. Schott,⁴² K. E. Alwyn,⁴³ D. Bailey,⁴³ R. J. Barlow,⁴³ Y. M. Chia,⁴³ C. L. Edgar,⁴³
G. Jackson,⁴³ G. D. Lafferty,⁴³ T. J. West,⁴³ J. I. Yi,⁴³ J. Anderson,⁴⁴ C. Chen,⁴⁴ A. Jawahery,⁴⁴ D. A. Roberts,⁴⁴
G. Simi,⁴⁴ J. M. Tuggle,⁴⁴ C. Dallapiccola,⁴⁵ X. Li,⁴⁵ E. Salvati,⁴⁵ S. Saremi,⁴⁵ R. Cowan,⁴⁶ D. Dujmic,⁴⁶
P. H. Fisher,⁴⁶ G. Sciolla,⁴⁶ M. Spitznagel,⁴⁶ F. Taylor,⁴⁶ R. K. Yamamoto,⁴⁶ M. Zhao,⁴⁶ P. M. Patel,⁴⁷
S. H. Robertson,⁴⁷ A. Lazzaro^{ab,48}, V. Lombardo^{a,48}, F. Palombo^{ab,48}, J. M. Bauer,⁴⁹ L. Cremaldi,⁴⁹
R. Godang,^{49,**} R. Kroeger,⁴⁹ D. A. Sanders,⁴⁹ D. J. Summers,⁴⁹ H. W. Zhao,⁴⁹ M. Simard,⁵⁰ P. Taras,⁵⁰
F. B. Viaud,⁵⁰ H. Nicholson,⁵¹ G. De Nardo^{ab,52}, L. Lista^{a,52}, D. Monorchio^{ab,52}, G. Onorato^{ab,52}, C. Sciacca^{ab,52},
G. Raven,⁵³ H. L. Snoek,⁵³ C. P. Jessop,⁵⁴ K. J. Knoepfel,⁵⁴ J. M. LoSecco,⁵⁴ W. F. Wang,⁵⁴ G. Benelli,⁵⁵
L. A. Corwin,⁵⁵ K. Honscheid,⁵⁵ H. Kagan,⁵⁵ R. Kass,⁵⁵ J. P. Morris,⁵⁵ A. M. Rahimi,⁵⁵ J. J. Regensburger,⁵⁵
S. J. Sekula,⁵⁵ Q. K. Wong,⁵⁵ N. L. Blount,⁵⁶ J. Brau,⁵⁶ R. Frey,⁵⁶ O. Igonkina,⁵⁶ J. A. Kolb,⁵⁶ M. Lu,⁵⁶
R. Rahmat,⁵⁶ N. B. Sinev,⁵⁶ D. Strom,⁵⁶ J. Strube,⁵⁶ E. Torrence,⁵⁶ G. Castelli^{ab,57}, N. Gagliardi^{ab,57},
M. Margoni^{ab,57}, M. Morandin^{a,57}, M. Posocco^{a,57}, M. Rotondo^{a,57}, F. Simonetto^{ab,57}, R. Stroili^{ab,57}, C. Voci^{ab,57},
P. del Amo Sanchez,⁵⁸ E. Ben-Haim,⁵⁸ H. Briand,⁵⁸ G. Calderini,⁵⁸ J. Chauveau,⁵⁸ P. David,⁵⁸ L. Del Buono,⁵⁸

O. Hamon,⁵⁸ Ph. Leruste,⁵⁸ J. Ocariz,⁵⁸ A. Perez,⁵⁸ J. Prendki,⁵⁸ S. Sitt,⁵⁸ L. Gladney,⁵⁹ M. Biasini^{ab,60},
 R. Covarelli^{ab,60}, E. Manoni^{ab,60}, C. Angelini^{ab,61}, G. Batignani^{ab,61}, S. Bettarini^{ab,61}, M. Carpinelli^{ab,61,†},
 A. Cervelli^{ab,61}, F. Forti^{ab,61}, M. A. Giorgi^{ab,61}, A. Lusiani^{ac,61}, G. Marchiori^{ab,61}, M. Morganti^{ab,61}, N. Neri^{ab,61},
 E. Paoloni^{ab,61}, G. Rizzo^{ab,61}, J. J. Walsh^{a,61}, D. Lopes Pegna,⁶² C. Lu,⁶² J. Olsen,⁶² A. J. S. Smith,⁶²
 A. V. Telnov,⁶² F. Anulli^{a,63}, E. Baracchini^{ab,63}, G. Cavoto^{a,63}, D. del Re^{ab,63}, E. Di Marco^{ab,63}, R. Faccini^{ab,63},
 F. Ferrarotto^{a,63}, F. Ferroni^{ab,63}, M. Gaspero^{ab,63}, P. D. Jackson^{a,63}, L. Li Gioi^{a,63}, M. A. Mazzone^{a,63}, S. Morganti^{a,63},
 G. Piredda^{a,63}, F. Polci^{ab,63}, F. Renga^{ab,63}, C. Voena^{a,63}, M. Ebert,⁶⁴ T. Hartmann,⁶⁴ H. Schröder,⁶⁴ R. Waldi,⁶⁴
 T. Adye,⁶⁵ B. Franek,⁶⁵ E. O. Olaiya,⁶⁵ F. F. Wilson,⁶⁵ S. Emery,⁶⁶ M. Escalier,⁶⁶ L. Esteve,⁶⁶ S. F. Ganzhur,⁶⁶
 G. Hamel de Monchenault,⁶⁶ W. Kozanecki,⁶⁶ G. Vasseur,⁶⁶ Ch. Yèche,⁶⁶ M. Zito,⁶⁶ X. R. Chen,⁶⁷ H. Liu,⁶⁷
 W. Park,⁶⁷ M. V. Purohit,⁶⁷ R. M. White,⁶⁷ J. R. Wilson,⁶⁷ M. T. Allen,⁶⁸ D. Aston,⁶⁸ R. Bartoldus,⁶⁸
 P. Bechtel,⁶⁸ J. F. Benitez,⁶⁸ R. Cenci,⁶⁸ J. P. Coleman,⁶⁸ M. R. Convery,⁶⁸ J. C. Dingfelder,⁶⁸ J. Dorfan,⁶⁸
 G. P. Dubois-Felsmann,⁶⁸ W. Dunwoodie,⁶⁸ R. C. Field,⁶⁸ A. M. Gabareen,⁶⁸ S. J. Gowdy,⁶⁸ M. T. Graham,⁶⁸
 P. Grenier,⁶⁸ C. Hast,⁶⁸ W. R. Innes,⁶⁸ J. Kaminski,⁶⁸ M. H. Kelsey,⁶⁸ H. Kim,⁶⁸ P. Kim,⁶⁸ M. L. Kocian,⁶⁸
 D. W. G. S. Leith,⁶⁸ S. Li,⁶⁸ B. Lindquist,⁶⁸ S. Luitz,⁶⁸ V. Luth,⁶⁸ H. L. Lynch,⁶⁸ D. B. MacFarlane,⁶⁸
 H. Marsiske,⁶⁸ R. Messner,⁶⁸ D. R. Muller,⁶⁸ H. Neal,⁶⁸ S. Nelson,⁶⁸ C. P. O'Grady,⁶⁸ I. Ofte,⁶⁸ A. Perazzo,⁶⁸
 M. Perl,⁶⁸ B. N. Ratcliff,⁶⁸ A. Roodman,⁶⁸ A. A. Salnikov,⁶⁸ R. H. Schindler,⁶⁸ J. Schwiening,⁶⁸ A. Snyder,⁶⁸
 D. Su,⁶⁸ M. K. Sullivan,⁶⁸ K. Suzuki,⁶⁸ S. K. Swain,⁶⁸ J. M. Thompson,⁶⁸ J. Va'vra,⁶⁸ A. P. Wagner,⁶⁸
 M. Weaver,⁶⁸ C. A. West,⁶⁸ W. J. Wisniewski,⁶⁸ M. Wittgen,⁶⁸ D. H. Wright,⁶⁸ H. W. Wulsin,⁶⁸ A. K. Yarritu,⁶⁸
 K. Yi,⁶⁸ C. C. Young,⁶⁸ V. Ziegler,⁶⁸ P. R. Burchat,⁶⁹ A. J. Edwards,⁶⁹ S. A. Majewski,⁶⁹ T. S. Miyashita,⁶⁹
 B. A. Petersen,⁶⁹ L. Wilden,⁶⁹ S. Ahmed,⁷⁰ M. S. Alam,⁷⁰ J. A. Ernst,⁷⁰ B. Pan,⁷⁰ M. A. Saeed,⁷⁰ S. B. Zain,⁷⁰
 S. M. Spanier,⁷¹ B. J. Wogslund,⁷¹ R. Eckmann,⁷² J. L. Ritchie,⁷² A. M. Ruland,⁷² C. J. Schilling,⁷²
 R. F. Schwitters,⁷² B. W. Drummond,⁷³ J. M. Izen,⁷³ X. C. Lou,⁷³ F. Bianchi^{ab,74}, D. Gamba^{ab,74}, M. Pelliccioni^{ab,74},
 M. Bomben^{ab,75}, L. Bosisio^{ab,75}, C. Cartaro^{ab,75}, G. Della Ricca^{ab,75}, L. Lancieri^{ab,75}, L. Vitale^{ab,75}, V. Azzolini,⁷⁶
 N. Lopez-March,⁷⁶ F. Martinez-Vidal,⁷⁶ D. A. Milanes,⁷⁶ A. Oyanguren,⁷⁶ J. Albert,⁷⁷ Sw. Banerjee,⁷⁷
 B. Bhuyan,⁷⁷ H. H. F. Choi,⁷⁷ K. Hamano,⁷⁷ R. Kowalewski,⁷⁷ M. J. Lewczuk,⁷⁷ I. M. Nugent,⁷⁷ J. M. Roney,⁷⁷
 R. J. Sobie,⁷⁷ T. J. Gershon,⁷⁸ P. F. Harrison,⁷⁸ J. Ilic,⁷⁸ T. E. Latham,⁷⁸ G. B. Mohanty,⁷⁸ H. R. Band,⁷⁹
 X. Chen,⁷⁹ S. Dasu,⁷⁹ K. T. Flood,⁷⁹ Y. Pan,⁷⁹ M. Pierini,⁷⁹ R. Prepost,⁷⁹ C. O. Vuosalo,⁷⁹ and S. L. Wu⁷⁹

(The BABAR Collaboration)

¹Laboratoire de Physique des Particules, IN2P3/CNRS et Université de Savoie, F-74941 Annecy-Le-Vieux, France

²Universitat de Barcelona, Facultat de Física, Departament ECM, E-08028 Barcelona, Spain

³INFN Sezione di Bari^a; Dipartimento di Fisica, Università di Bari^b, I-70126 Bari, Italy

⁴University of Bergen, Institute of Physics, N-5007 Bergen, Norway

⁵Lawrence Berkeley National Laboratory and University of California, Berkeley, California 94720, USA

⁶University of Birmingham, Birmingham, B15 2TT, United Kingdom

⁷Ruhr Universität Bochum, Institut für Experimentalphysik 1, D-44780 Bochum, Germany

⁸University of Bristol, Bristol BS8 1TL, United Kingdom

⁹University of British Columbia, Vancouver, British Columbia, Canada V6T 1Z1

¹⁰Brunel University, Uxbridge, Middlesex UB8 3PH, United Kingdom

¹¹Budker Institute of Nuclear Physics, Novosibirsk 630090, Russia

¹²University of California at Irvine, Irvine, California 92697, USA

¹³University of California at Los Angeles, Los Angeles, California 90024, USA

¹⁴University of California at Riverside, Riverside, California 92521, USA

¹⁵University of California at San Diego, La Jolla, California 92093, USA

¹⁶University of California at Santa Barbara, Santa Barbara, California 93106, USA

¹⁷University of California at Santa Cruz, Institute for Particle Physics, Santa Cruz, California 95064, USA

¹⁸California Institute of Technology, Pasadena, California 91125, USA

¹⁹University of Cincinnati, Cincinnati, Ohio 45221, USA

²⁰University of Colorado, Boulder, Colorado 80309, USA

²¹Colorado State University, Fort Collins, Colorado 80523, USA

²²Technische Universität Dortmund, Fakultät Physik, D-44221 Dortmund, Germany

²³Technische Universität Dresden, Institut für Kern- und Teilchenphysik, D-01062 Dresden, Germany

²⁴Laboratoire Leprince-Ringuet, CNRS/IN2P3, Ecole Polytechnique, F-91128 Palaiseau, France

²⁵University of Edinburgh, Edinburgh EH9 3JZ, United Kingdom

²⁶INFN Sezione di Ferrara^a; Dipartimento di Fisica, Università di Ferrara^b, I-44100 Ferrara, Italy

²⁷INFN Laboratori Nazionali di Frascati, I-00044 Frascati, Italy

²⁸INFN Sezione di Genova^a; Dipartimento di Fisica, Università di Genova^b, I-16146 Genova, Italy

²⁹Harvard University, Cambridge, Massachusetts 02138, USA

- ³⁰Universität Heidelberg, Physikalisches Institut, Philosophenweg 12, D-69120 Heidelberg, Germany
- ³¹Humboldt-Universität zu Berlin, Institut für Physik, Newtonstr. 15, D-12489 Berlin, Germany
- ³²Imperial College London, London, SW7 2AZ, United Kingdom
- ³³University of Iowa, Iowa City, Iowa 52242, USA
- ³⁴Iowa State University, Ames, Iowa 50011-3160, USA
- ³⁵Johns Hopkins University, Baltimore, Maryland 21218, USA
- ³⁶Laboratoire de l'Accélérateur Linéaire, IN2P3/CNRS et Université Paris-Sud 11, Centre Scientifique d'Orsay, B. P. 34, F-91898 Orsay Cedex, France
- ³⁷Lawrence Livermore National Laboratory, Livermore, California 94550, USA
- ³⁸University of Liverpool, Liverpool L69 7ZE, United Kingdom
- ³⁹Queen Mary, University of London, London, E1 4NS, United Kingdom
- ⁴⁰University of London, Royal Holloway and Bedford New College, Egham, Surrey TW20 0EX, United Kingdom
- ⁴¹University of Louisville, Louisville, Kentucky 40292, USA
- ⁴²Johannes Gutenberg-Universität Mainz, Institut für Kernphysik, D-55099 Mainz, Germany
- ⁴³University of Manchester, Manchester M13 9PL, United Kingdom
- ⁴⁴University of Maryland, College Park, Maryland 20742, USA
- ⁴⁵University of Massachusetts, Amherst, Massachusetts 01003, USA
- ⁴⁶Massachusetts Institute of Technology, Laboratory for Nuclear Science, Cambridge, Massachusetts 02139, USA
- ⁴⁷McGill University, Montréal, Québec, Canada H3A 2T8
- ⁴⁸INFN Sezione di Milano^a; Dipartimento di Fisica, Università di Milano^b, I-20133 Milano, Italy
- ⁴⁹University of Mississippi, University, Mississippi 38677, USA
- ⁵⁰Université de Montréal, Physique des Particules, Montréal, Québec, Canada H3C 3J7
- ⁵¹Mount Holyoke College, South Hadley, Massachusetts 01075, USA
- ⁵²INFN Sezione di Napoli^a; Dipartimento di Scienze Fisiche, Università di Napoli Federico II^b, I-80126 Napoli, Italy
- ⁵³NIKHEF, National Institute for Nuclear Physics and High Energy Physics, NL-1009 DB Amsterdam, The Netherlands
- ⁵⁴University of Notre Dame, Notre Dame, Indiana 46556, USA
- ⁵⁵Ohio State University, Columbus, Ohio 43210, USA
- ⁵⁶University of Oregon, Eugene, Oregon 97403, USA
- ⁵⁷INFN Sezione di Padova^a; Dipartimento di Fisica, Università di Padova^b, I-35131 Padova, Italy
- ⁵⁸Laboratoire de Physique Nucléaire et de Hautes Energies, IN2P3/CNRS, Université Pierre et Marie Curie-Paris6, Université Denis Diderot-Paris7, F-75252 Paris, France
- ⁵⁹University of Pennsylvania, Philadelphia, Pennsylvania 19104, USA
- ⁶⁰INFN Sezione di Perugia^a; Dipartimento di Fisica, Università di Perugia^b, I-06100 Perugia, Italy
- ⁶¹INFN Sezione di Pisa^a; Dipartimento di Fisica, Università di Pisa^b; Scuola Normale Superiore di Pisa^c, I-56127 Pisa, Italy
- ⁶²Princeton University, Princeton, New Jersey 08544, USA
- ⁶³INFN Sezione di Roma^a; Dipartimento di Fisica, Università di Roma La Sapienza^b, I-00185 Roma, Italy
- ⁶⁴Universität Rostock, D-18051 Rostock, Germany
- ⁶⁵Rutherford Appleton Laboratory, Chilton, Didcot, Oxon, OX11 0QX, United Kingdom
- ⁶⁶CEA, Irfu, SPP, Centre de Saclay, F-91191 Gif-sur-Yvette, France
- ⁶⁷University of South Carolina, Columbia, South Carolina 29208, USA
- ⁶⁸Stanford Linear Accelerator Center, Stanford, California 94309, USA
- ⁶⁹Stanford University, Stanford, California 94305-4060, USA
- ⁷⁰State University of New York, Albany, New York 12222, USA
- ⁷¹University of Tennessee, Knoxville, Tennessee 37996, USA
- ⁷²University of Texas at Austin, Austin, Texas 78712, USA
- ⁷³University of Texas at Dallas, Richardson, Texas 75083, USA
- ⁷⁴INFN Sezione di Torino^a; Dipartimento di Fisica Sperimentale, Università di Torino^b, I-10125 Torino, Italy
- ⁷⁵INFN Sezione di Trieste^a; Dipartimento di Fisica, Università di Trieste^b, I-34127 Trieste, Italy
- ⁷⁶IFIC, Universitat de Valencia-CSIC, E-46071 Valencia, Spain
- ⁷⁷University of Victoria, Victoria, British Columbia, Canada V8W 3P6
- ⁷⁸Department of Physics, University of Warwick, Coventry CV4 7AL, United Kingdom
- ⁷⁹University of Wisconsin, Madison, Wisconsin 53706, USA

In a search for $B \rightarrow c\bar{c}\gamma K$ decays with the BABAR detector, where $c\bar{c}$ includes J/ψ and $\psi(2S)$, and K includes K^\pm , K_S^0 and $K^*(892)$, we find evidence for $X(3872) \rightarrow J/\psi\gamma$ and $X(3872) \rightarrow \psi(2S)\gamma$ with 3.6σ and 3.5σ significance, respectively. We measure the product of branching fractions $\mathcal{B}(B^\pm \rightarrow X(3872)K^\pm) \cdot \mathcal{B}(X(3872) \rightarrow J/\psi\gamma) = (2.8 \pm 0.8(stat.) \pm 0.1(syst.)) \times 10^{-6}$ and $\mathcal{B}(B^\pm \rightarrow X(3872)K^\pm) \cdot \mathcal{B}(X(3872) \rightarrow \psi(2S)\gamma) = (9.5 \pm 2.7(stat.) \pm 0.6(syst.)) \times 10^{-6}$.

The $X(3872)$ state discovered by the Belle Collaboration in the decay $B^\pm \rightarrow K^\pm X(3872)$, $X(3872) \rightarrow J/\psi \pi^+ \pi^-$ [1] is now well established [2]. *BABAR* has seen evidence for the decay $X(3872) \rightarrow J/\psi \gamma$, which implies positive C -parity [3]. A variety of theoretical interpretations [4] exist for this state, including conventional charmonium interpretations [5] and exotic QCD proposals such as a $\bar{D}^0 D^{*0}$ molecule [6]. While $\bar{D}^0 D^{*0}$ molecular proposals can accommodate decays to $J/\psi \gamma$, the branching fraction for decays to $\psi(2S)\gamma$ is expected to be very small [7]. These models allow for the possibility of an admixture of a $\bar{D}^0 D^{*0}$ bound state with, for example, a $c\bar{c}$ meson. Because the $\chi_{c1}(2P)$ state potentially decays to $\psi(2S)\gamma$ at a rate many times higher than to $J/\psi \gamma$, the decay $X(3872) \rightarrow \psi(2S)\gamma$ could be enhanced due to $c\bar{c}$ - $\bar{D}^0 D^{*0}$ mixing.

We present a study of the decay $B \rightarrow XK$, where the notation X represents any state decaying radiatively to $J/\psi \gamma$ or $\psi(2S)\gamma$ (the $\chi_{c1,2}$ and $X(3872)$ states in particular), and K encompasses K^\pm , K_s^0 , $K^{*\pm}(892)$ and $K^{*0}(892)$. We consider J/ψ mesons decaying to e^+e^- or $\mu^+\mu^-$, and $\psi(2S)$ decaying to e^+e^- , $\mu^+\mu^-$ or $J/\psi \pi^+ \pi^-$. Kaons are required to decay to final states consisting of charged particles; $K_s^0 \rightarrow \pi^+ \pi^-$, $K^{*\pm} \rightarrow K_s^0(\pi^+ \pi^-)\pi^\pm$, and $K^{*0} \rightarrow K^\pm \pi^\mp$.

The data sample for this analysis consists of (465 ± 5) million $B\bar{B}$ pairs collected with the *BABAR* detector at the PEP-II asymmetric e^+e^- collider at SLAC. This represents 424 fb^{-1} of data taken at the $\Upsilon(4S)$ resonance. The *BABAR* detector is described in detail elsewhere [8]. The event selection, determined independently from the data, is based on Monte Carlo (MC) simulated events with the aim of maximizing significance.

The J/ψ candidates are formed using pairs of leptons whose invariant mass is in the range $(2.96, 3.15) \text{ GeV}/c^2$ for electrons (including bremsstrahlung photons) and $(3.06, 3.13) \text{ GeV}/c^2$ for muons. For $\psi(2S) \rightarrow \ell^+ \ell^-$, the candidate invariant masses are required to be in the range $(3.61, 3.73) \text{ GeV}/c^2$ for electrons or $(3.65, 3.72) \text{ GeV}/c^2$ for muons. The $\psi(2S) \rightarrow J/\psi \pi^+ \pi^-$ candidates are composed of J/ψ candidates decaying as described but with a tighter mass requirement of $(3.01, 3.15) \text{ GeV}/c^2$ for the e^+e^- decay mode. To form a $\psi(2S)$ candidate, the J/ψ candidate is mass-constrained to the nominal PDG value [9] and combined with a pair of oppositely charged tracks requiring $(0.4, 0.6) \text{ GeV}/c^2$ and $(3.68, 3.69) \text{ GeV}/c^2$ for the dipion and $\psi(2S)$ invariant masses, respectively. All four final decay particles are constrained to the same decay vertex. Electrons are identified by a likelihood-based selector with $> 92\%$ efficiency and negligible fake rate. Muons are selected by a neural net process with $> 85\%$ efficiency and a $\pi(K)$ fake rate of $< 6\%$ ($< 10\%$). Pions are drawn from the list of all charged tracks in the event.

We reconstruct $X \rightarrow c\bar{c}\gamma$ candidates from a mass-constrained J/ψ ($\psi(2S)$) candidate combined with a photon with an energy greater than $30(100) \text{ MeV}$. Addi-

tional selection criteria are applied to the shape of the lateral distribution ($0.001 < LAT < 0.5$) [10] and azimuthal asymmetry (as measured by the Zernike moment $A_{42} < 0.1$) [11] of the photon-shower energy. For $X \rightarrow J/\psi \gamma$, the radiative γ candidate is rejected if, when combined with any other γ from the event, it has an invariant mass consistent with the π^0 mass, $124 < m_{\gamma\gamma} < 146 \text{ MeV}/c^2$.

The K_s^0 candidates are required to be within $\pm 17 \text{ MeV}/c^2$ of the nominal K_s^0 mass [9], and the significance of the distance of the reconstructed decay vertex from the primary vertex must be greater than 3.7 standard deviations (σ). The excited kaons are required to have an invariant mass within the range $0.7 < m(K^*) < 1.1 \text{ GeV}/c^2$. For K_s^0 , $K^{*\pm}$, and K^{*0} candidates associated with $X \rightarrow \psi(2S)\gamma$, additional requirements are placed on the χ^2 vertex probability of the kaon, $P(\chi^2) > 0.001, 0.02$ and 0.002 , respectively. Kaons are chosen by a likelihood-based selector with an efficiency of $\sim 95\%$ and misidentification rates of $\sim 5\%$, $\sim 4\%$, and $< 10\%$ for π , μ , and p respectively, over the momentum range in this analysis.

We form the final B candidate from an X candidate and a kaon constrained to originate from the same vertex. To identify B candidates, we use two kinematic variables, m_B and m_{miss} . The unconstrained mass of the reconstructed B candidate is $m_B = \sqrt{E_B^2/c^4 - p_B^2/c^2}$, where E_B and p_B are obtained by summing the energies and momenta of the particles in the candidate B meson. The missing mass is defined as $m_{\text{miss}} = \sqrt{(p_{e^+e^-} - \hat{p}_B)^2/c^2}$, where $p_{e^+e^-}$ is the four-momentum of the beam e^+e^- system and \hat{p}_B is the four-momentum of the B candidate after applying a B mass constraint. For $X \rightarrow J/\psi(\psi(2S))\gamma$ events, we require m_B to be within ${}_{-36}^{+30} (\pm 20) \text{ MeV}/c^2$ of the nominal B mass [9]. Our B candidate selection is further refined by imposing criteria on the χ^2 probability for the B vertex; for all $X \rightarrow J/\psi \gamma$ modes $P(\chi^2) > 0.0001$, and for $X \rightarrow \psi(2S)\gamma$ modes, $P(\chi^2) > 0.01, 0.002$, and 0.05 for the K^\pm , K_s^0 , and K^* modes, respectively. The ratio of the second and zeroth Fox-Wolfram moments ($R_2 < 0.45$) [12] is used to separate isotropic B events from continuum background events. Once a B candidate has been established, it and its daughter decays are refit with the B mass constrained to the known value [9].

We perform a one(two)-dimensional unbinned extended maximum-likelihood (UML) fit to m_{miss} (and m_{K^*} , if applicable), and use the ${}_s\text{Plot}$ formalism [13] to project our signal events into m_X , the invariant mass of the X candidate. This is a background-subtraction technique by weighting each event based on how signal- or background-like it is. The ${}_s\text{Plot}$ displays the number of $B \rightarrow XK$ signal-like events as a function of m_X . We extract the signal yield for a given decay mode by fitting this resultant m_X distribution with shapes for signal and background determined from MC simulation.

The signal event probability density functions (PDFs) are determined from MC-simulated $B \rightarrow \chi_{c1} K$ and

$B \rightarrow X(3872)K$ events. Only reconstructed events exactly matching the generated decay chain particles are used to parameterize the signal PDFs. The PDF shapes for $B \rightarrow \chi_{c2}K$ are the same as for χ_{c1} , with the below-noted exception of the m_X distribution. The m_{miss} distribution is modeled with a Crystal Ball function [14], m_X with a single Gaussian for the χ_{c2} decay modes and narrower core Gaussian plus a second wider Gaussian sharing the same mean for all other signal modes, and m_{K^*} with the convolution of a Breit-Wigner and a Gaussian.

The background PDFs are determined from fits to generic B^+B^- , $B^0\bar{B}^0$, $q\bar{q}$, and $\tau^+\tau^-$ MC samples, and are dominated by events from $B\bar{B}$ decays that include a J/ψ or $\psi(2S)$ in their decay chain. For the $B^\pm \rightarrow XK^\pm$ and $B^0 \rightarrow XK_s^0$ decay modes, the background in m_{miss} consists of two parts: a non-peaking combinatoric component modeled with an ARGUS function [15], and a peaking component that shares the Crystal Ball parameterization used for signal events. These backgrounds are modeled as linear in m_X . The K^* decay modes have three background components: events that peak in m_{miss} but are flat in m_{K^*} (“non-resonant”) and vice versa (“ K^* combinatoric”), and those that do not peak in either distribution (“combinatoric”). The peaking m_{miss} and m_{K^*} distributions use the same parameterization and values found by fitting to the signal MC sample. The non-peaking m_{miss} distributions are fit with an ARGUS function, while the non-peaking m_{K^*} distribution is modeled with a linear function. Both combinatoric background types are flat in m_X , while the non-resonant backgrounds (typically $B \rightarrow XK\pi$) have a flat and peaking component in m_X . However, because none of these background events are signal-like in both m_{miss} and m_{K^*} , they are not present in the s Plot projection in m_X .

To account for potential differences between data and MC, the values for the m_{miss} ARGUS and m_X linear parameters for the background events are left as free parameters in the final fit to data. We also allow the height of the m_X Gaussian peaks to float, which we use to derive the number of signal events.

The effectiveness of the signal extraction method is validated on fully-simulated MC events for $\chi_{c1,2}$ and $X(3872)$ signal events, with random samples generated from the MC background distribution. Successful performance of the fit is verified on simulated datasets assuming the number of signal and background events from the known branching fractions and efficiencies. We apply small corrections ($< 5\%$) to account for bias in the results of the MC fit validation.

We determine the efficiency from the fraction of the events generated in MC simulation that survive the analysis selection criteria and are returned by the fitting procedure. We calculate the branching fraction for each decay mode using $\mathcal{B}(B \rightarrow XK) = N_S / (N_{B\bar{B}} \times \epsilon \times f)$ where N_S is the bias-corrected number of signal events from the fit to the m_X s Plot, $N_{B\bar{B}}$ is the number of $B\bar{B}$ pairs

in the data set, ϵ is the total signal extraction efficiency, and f represents all secondary branching fractions. The fit results, efficiencies, and derived branching fractions are summarized in Table I.

TABLE I: Summary of the analysis results. N_S is the bias-corrected number of signal events extracted from the m_X s Plot, σ is the total significance of the signal yield N_S measured in standard deviations (statistical and systematic uncertainties combined in quadrature) from the null result, ϵ is the total efficiency for the decay mode, and derived \mathcal{B} is the measurement (with 90% confidence level upper limit [16]) of $\mathcal{B}(B \rightarrow \chi_{c1,2}K)$ or $\mathcal{B}(B \rightarrow X(3872)K) \cdot \mathcal{B}(X \rightarrow c\bar{c}\gamma)$. Uncertainties are statistical and systematic, respectively.

Decay	N_S	σ	$\epsilon(\%)$	Derived \mathcal{B}
				$\times 10^{-4}$
χ_{c1}				
$\chi_{c1}K^\pm$	$1018 \pm 34 \pm 14$	28	11.0	$4.5 \pm 0.1 \pm 0.3$
$\chi_{c1}K^0$	$242 \pm 16 \pm 5$	14	8.7	$4.2 \pm 0.3 \pm 0.3$
$\chi_{c1}K^{*\pm}$	$71 \pm 13 \pm 8$	4.7	5.7	$2.6 \pm 0.5 \pm 0.4$
$\chi_{c1}K^{*0}$	$255 \pm 25 \pm 11$	9.5	7.9	$2.5 \pm 0.2 \pm 0.2$
				$\times 10^{-5}$
χ_{c2}				
$\chi_{c2}K^\pm$	$14.0 \pm 7.9 \pm 1.1$	1.8	12.3	$1.0 \pm 0.6 \pm 0.1 (< 1.8)$
$\chi_{c2}K^0$	$6.1 \pm 3.9 \pm 1.1$	1.5	11.1	$1.5 \pm 0.9 \pm 0.3 (< 2.8)$
$\chi_{c2}K^{*\pm}$	$1.2 \pm 4.7 \pm 6.1$	0.2	4.2	$1.1 \pm 4.3 \pm 5.5 (< 12)$
$\chi_{c2}K^{*0}$	$38.8 \pm 10.5 \pm 1.1$	3.7	8.3	$6.6 \pm 1.8 \pm 0.5$
				$\times 10^{-6}$
$X(3872)(J/\psi\gamma)$				
XK^\pm	$23.0 \pm 6.4 \pm 0.6$	3.6	14.5	$2.8 \pm 0.8 \pm 0.1$
XK^0	$5.3 \pm 3.6 \pm 0.2$	1.5	11.0	$2.6 \pm 1.8 \pm 0.2 (< 4.9)$
$XK^{*\pm}$	$0.6 \pm 2.3 \pm 0.1$	0.3	6.9	$0.7 \pm 2.6 \pm 0.1 (< 4.8)$
XK^{*0}	$2.8 \pm 5.2 \pm 0.4$	0.5	10.4	$0.7 \pm 1.4 \pm 0.1 (< 2.8)$
				$\times 10^{-6}$
$X(3872)(\psi(2S)\gamma)$				
XK^\pm	$25.4 \pm 7.3 \pm 0.7$	3.5	10.4	$9.5 \pm 2.7 \pm 0.6$
XK^0	$8.0 \pm 3.9 \pm 0.5$	2.0	8.4	$11.4 \pm 5.5 \pm 1.0 (< 19)$
$XK^{*\pm}$	$1.9 \pm 2.9 \pm 2.9$	0.5	5.0	$6.4 \pm 9.8 \pm 9.6 (< 28)$
XK^{*0}	$-1.4 \pm 3.3 \pm 0.3$	—	6.7	$-1.3 \pm 3.1 \pm 0.3 (< 4.4)$

For most of the $B \rightarrow X(3872)K$ decay channels, the largest source of systematic uncertainty affecting the signal yield comes from the uncertainty in the true $X(3872)$ mass and width ($\sim 2\%$ for the K^\pm modes). In the case of the K^\pm and K_s^0 decay modes for $X(3872) \rightarrow \psi(2S)\gamma$, an alternate parametrization of the m_X shape was considered for background events, as indicated by the MC simulation. A correction equal to half the difference between the results of the two background model choices, with a systematic error equal to this amount, is applied to the final result. This is the largest yield-related systematic uncertainty for the $X(3872)(\psi(2S)\gamma)K^\pm$ mode ($\sim 2\%$). For $B \rightarrow \chi_{c1,2}K$, uncertainty in the fit bias, PDF parameters, and MC/data differences for the mean value m_X for signal events all contribute in varying though roughly equal amounts.

Regarding systematic uncertainties related to the branching fraction calculations, one of the main contributors is the total uncertainty associated with the identification of all particle types ($\sim 4\%$). The uncertainty in secondary branching fractions, beyond the control of

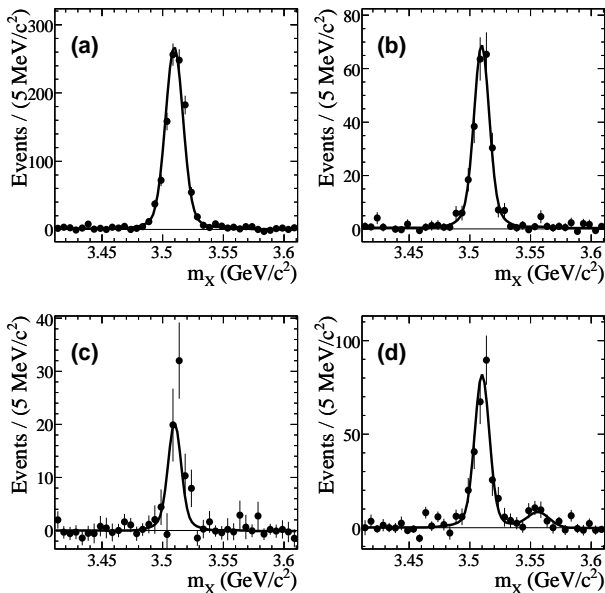


FIG. 1: s Plot of the number of signal events versus m_X for (a) $B^\pm \rightarrow \chi_{c1,2}K^\pm$, (b) $B^0 \rightarrow \chi_{c1,2}K_S^0$, (c) $B^\pm \rightarrow \chi_{c1,2}K^{*\pm}$, and (d) $B^0 \rightarrow \chi_{c1,2}K^{*0}$. The solid curve is the fit to the data.

this analysis, is the dominant systematic uncertainty for $\mathcal{B}(B \rightarrow \chi_{c1}K)$ and $\mathcal{B}(B^0 \rightarrow \chi_{c2}K^{*0})$ ($\sim 6\%$). Effects from tracking, photon corrections and B counting are also considered, but are all less than 2%.

Figure 1 shows the fit to m_X in the mass range $3.411 < m_X < 3.611$ GeV/c^2 . We observe all of the expected $B \rightarrow \chi_{c1}K$ decay modes, in good agreement with previous measurements. We find 3.7σ evidence for $B^0 \rightarrow \chi_{c2}K^{*0}$, and set upper limits for the remaining $B \rightarrow \chi_{c2}K$ decays.

Fits to m_X in the range $3.772 < m_X < 3.972$ GeV/c^2 are shown in Fig. 2 for decays to $J/\psi\gamma$. We confirm evidence for the decay $X(3872) \rightarrow J/\psi\gamma$ in $B^\pm \rightarrow X(3872)K^\pm$, measuring $\mathcal{B}(B^\pm \rightarrow X(3872)K^\pm) \cdot \mathcal{B}(X(3872) \rightarrow J/\psi\gamma) = (2.8 \pm 0.8(\text{stat.}) \pm 0.1(\text{syst.})) \times 10^{-6}$ with a significance of 3.6σ . This value is in good agreement with the previous *BABAR* result [3], which it supersedes, and represents the most precise measurement of this branching fraction to date. We find no significant signal in the other decay modes.

Figure 3 shows the fit to the m_X distribution for $X \rightarrow \psi(2S)\gamma$ in the range $3.772 < m_X < 3.972$ GeV/c^2 . In our search for $X(3872) \rightarrow \psi(2S)\gamma$ in $B^\pm \rightarrow X(3872)K^\pm$, we find the first evidence for this decay with a significance of 3.5σ . We derive $\mathcal{B}(B^\pm \rightarrow X(3872)K^\pm) \cdot \mathcal{B}(X(3872) \rightarrow \psi(2S)\gamma) = (9.5 \pm 2.7(\text{stat.}) \pm 0.6(\text{syst.})) \times 10^{-6}$. We find no significant signals in the other decay modes.

To search for other new resonances, the m_X invariant mass window is extended up to the kinematic limit. Even after combining all decay modes together, there are no

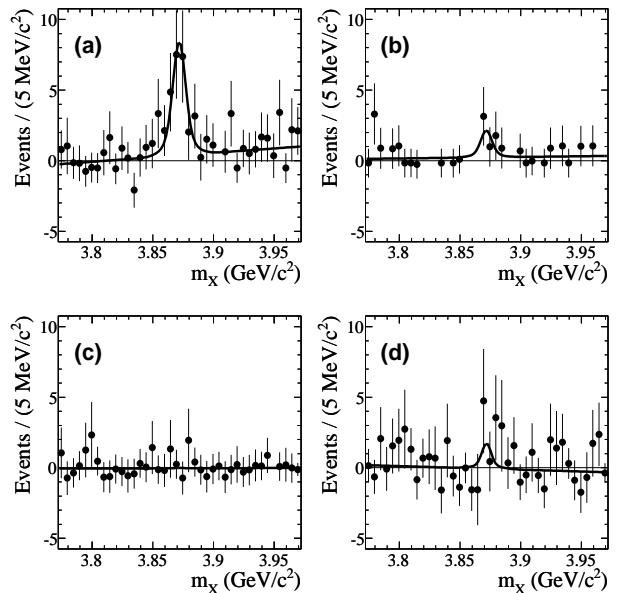


FIG. 2: s Plot of the number of extracted signal events versus m_X for (a) $B^\pm \rightarrow X(3872)K^\pm$, (b) $B^0 \rightarrow X(3872)K_S^0$, (c) $B^\pm \rightarrow X(3872)K^{*\pm}$, and (d) $B^0 \rightarrow X(3872)K^{*0}$, where $X(3872) \rightarrow J/\psi\gamma$. The solid curve is the fit to the data.

indications of any further signals above the prominent $X(3872)$ peak.

In summary, we present first evidence for the decay $X(3872) \rightarrow \psi(2S)\gamma$, and updated measurements of the $X(3872) \rightarrow J/\psi\gamma$ and $B \rightarrow \chi_{c1,2}K$ decays. We find evidence for the factorization-suppressed [17] decay $B^0 \rightarrow \chi_{c2}K^{*0}$, but see no evidence for other $\chi_{c2}K$ decays. Taking the statistical and systematic errors in quadrature, we find a ratio of $\frac{\mathcal{B}(X(3872) \rightarrow \psi(2S)\gamma)}{\mathcal{B}(X(3872) \rightarrow J/\psi\gamma)} = 3.4 \pm 1.4$. This relatively large branching fraction for $X(3872) \rightarrow \psi(2S)\gamma$ is generally inconsistent with a purely $\bar{D}^0 D^{*0}$ molecular interpretation of the $X(3872)$, and possibly indicates mixing with a significant $c\bar{c}$ component.

We are grateful for the excellent luminosity and machine conditions provided by our PEP-II colleagues, and for the substantial dedicated effort from the computing organizations that support *BABAR*. The collaborating institutions wish to thank SLAC for its support and kind hospitality. This work is supported by DOE and NSF (USA), NSERC (Canada), CEA and CNRS-IN2P3 (France), BMBF and DFG (Germany), INFN (Italy), FOM (The Netherlands), NFR (Norway), MES (Russia), MEC (Spain), and STFC (United Kingdom). Individuals have received support from the Marie Curie EIF (European Union) and the A. P. Sloan Foundation.

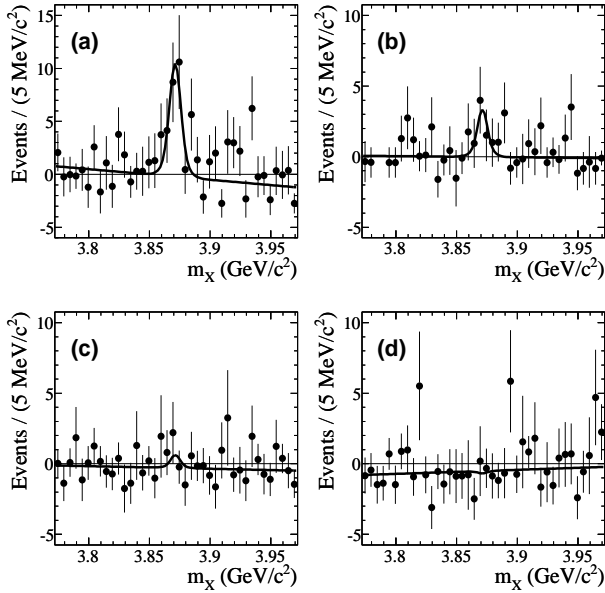


FIG. 3: s Plot of the number of extracted signal events versus m_X for (a) $B^\pm \rightarrow X(3872)K^\pm$, (b) $B^0 \rightarrow X(3872)K_S^0$, (c) $B^\pm \rightarrow X(3872)K^{*\pm}$, and (d) $B^0 \rightarrow X(3872)K^{*0}$, where $X(3872) \rightarrow \psi(2S)\gamma$. The solid curve is the fit to the data.

* Deceased

† Now at Temple University, Philadelphia, Pennsylvania 19122, USA

‡ Now at Tel Aviv University, Tel Aviv, 69978, Israel

§ Also with Università di Perugia, Dipartimento di Fisica, Perugia, Italy

¶ Also with Università di Roma La Sapienza, I-00185 Roma, Italy

** Now at University of South Alabama, Mobile, Alabama

36688, USA

†† Also with Università di Sassari, Sassari, Italy

- [1] S.K. Choi *et al.*, Belle Collaboration, Phys. Rev. Lett. **91**, 262001 (2003).
- [2] D. Acosta *et al.*, CDF Collaboration, Phys. Rev. Lett. **93**, 072001 (2004); V.M. Abazov *et al.*, DØ Collaboration, Phys. Rev. Lett. **93**, 162002 (2004); B. Aubert *et al.*, BABAR Collaboration, Phys. Rev. **D71**, 071103 (2005).
- [3] B. Aubert *et al.*, BABAR Collaboration, Phys. Rev. **D74**, 071101(R) (2006).
- [4] S. Godfrey and S. Olsen, arXiv:0801.3867 (2008).
- [5] T. Barnes and S. Godfrey, Phys. Rev. **D69**, 054008 (2004).
- [6] N.A. Tornqvist, Phys. Lett. **B590**, 209 (2004); E.S. Swanson, Phys. Lett. **B598**, 197 (2004); M.B. Voloshin, Phys. Lett. **B579**, 316 (2004); E. Braaten and M. Kusunoki, Phys. Rev. **D71**, 074005 (2005).
- [7] E.S. Swanson, Phys. Rept. **429**, 243 (2006).
- [8] B. Aubert *et al.*, BABAR Collaboration, Nucl. Instrum. Meth. **A479**, 1 (2002).
- [9] C. Amsler *et al.*, Particle Data Group, Phys. Lett. **B667**, 1 (2008).
- [10] A. Drescher *et al.*, Nucl. Instrum. Meth. **A237**, 464 (1985).
- [11] R. Sinkus and T. Voss, Nucl. Instrum. Meth. **A391**, 360 (1997).
- [12] G.C. Fox and S. Wolfram, Nucl. Phys. **B149**, 413 (1979).
- [13] M. Pivk and F.R. Le Diberder, Nucl. Instrum. Meth. **A555**, 356 (2005).
- [14] J.E. Gaiser, SLAC-R-255, Appendix F (1982).
- [15] H. Albrecht *et al.*, ARGUS Collaboration, Phys. Lett. **B185**, 218 (1987); Phys. Lett. **B241**, 278 (1990).
- [16] The upper limit (UL) is calculated from $\int_0^{UL} G(x) / \int_0^{+\infty} G(x) = 0.9$, where $G(x)$ is a Gaussian with mean equal to the central value of the branching fraction measurement and standard deviation equal to the total uncertainty.
- [17] M. Suzuki, Phys. Rev. **D66**, 037503 (2002); P. Colangelo, F. De Fazio and T. N. Pham, Phys. Lett. **B542**, 71 (2002).