

DIRECT CALCULATION OF THE RADIATIVE EFFICIENCY OF AN ACCRETION DISK AROUND A BLACK HOLE

Scott C. Noble, Julian H. Krolik

*Physics and Astronomy Department
Johns Hopkins University
Baltimore, MD 21218*

and

John F. Hawley

*Astronomy Department
University of Virginia
P.O. Box 400325
Charlottesville, VA 22904-4325*

scn@jhu.edu; jhk@jhu.edu; jh8h@virginia.edu

ABSTRACT

Numerical simulation of magnetohydrodynamic (MHD) turbulence makes it possible to study accretion dynamics in detail. However, special effort is required to connect inflow dynamics (dependent largely on angular momentum transport) to radiation (dependent largely on thermodynamics and photon diffusion). To this end we extend the flux-conservative, general relativistic MHD code **HARM** from axisymmetry to full 3D. The use of an energy conserving algorithm allows the energy dissipated in the course of relativistic accretion to be captured as heat. The inclusion of a simple optically thin cooling function permits explicit control of the simulated disk's geometric thickness as well as a direct calculation of both the amplitude and location of the radiative cooling associated with the accretion stresses. Fully relativistic ray-tracing is used to compute the luminosity received by distant observers. For a disk with aspect ratio $H/r \simeq 0.1$ accreting onto a black hole with spin parameter $a/M = 0.9$, we find that there is significant dissipation beyond that predicted by the classical Novikov-Thorne model. However, much of it occurs deep in the potential, where photon capture and gravitational redshifting can strongly limit the net photon energy escaping to infinity. In addition, with these parameters and this radiation model, significant thermal and magnetic energy remains with the gas and is accreted by

the black hole. In our model, the net luminosity reaching infinity is 6% greater than the Novikov-Thorne prediction. If the accreted thermal energy were wholly radiated, the total luminosity of the accretion flow would be $\simeq 20\%$ greater than the Novikov-Thorne value.

Subject headings: Black holes - magnetohydrodynamics - instabilities - stars:accretion

1. Introduction

For the past thirty-five years, it has been the standard view in the astrophysical community that the total amount of energy per unit mass dissipated in the course of accretion onto a black hole is exactly equal to the binding energy of the innermost stable circular orbit (Novikov & Thorne 1973); consequently, it depends only on the black hole spin parameter a/M . The argument leading to this result depended on a number of assumptions: that the flow is time-steady and axisymmetric, that any heat dissipated is promptly radiated, and that the r - ϕ component of stress goes to zero at the ISCO. Although the first several assumptions appear to be relatively innocuous, the last was regarded as questionable almost from the beginning (Thorne 1974) and has been subject to renewed questioning in more recent years (Krolik 1999b; Gammie 1999). If accretion flows were fundamentally hydrodynamic, the heuristic argument for this boundary condition (that the inertia of matter in the plunging region should always be much smaller than the inertia in the stable-orbit portion of the disk) would be cogent; the point raised by all its critics is that if magnetic fields play an important role, their stress would not necessarily be diminished even in regions of small matter density. Resolution of this point is important because continued forces at and inside the ISCO would permit continued dissipation, possibly substantially increasing the total.

Although the significance of magnetic forces was no more than a speculation when the zero-stress boundary condition was first criticized, in recent years it has been recognized that they are, in fact, essential to accretion (Balbus & Hawley 1998). Stimulated by this recognition, the past decade has seen many numerical simulations of global disk dynamics incorporating magnetic forces under the assumption of ideal magnetohydrodynamics (MHD) (Hawley & Krolik 2001, 2002; Armitage et al. 2001; Reynolds & Armitage 2001; Armitage & Reynolds 2003; Machida & Matsumoto 2003; De Villiers et al. 2003; Krolik et al. 2005; Gammie et al. 2004). Initially these simulations assumed Newtonian dynamics in a pseudo-Newtonian potential; in the middle of this effort, new codes were developed that permit simulations in general relativity (De Villiers & Hawley 2003; Gammie et al. 2003). So far, while often treating angular momentum transport quite accurately, all of these simulations have handled thermodynamics and energy transport comparatively crudely: In GRMHD,

the code developed by De Villiers and Hawley, only an internal energy equation is solved, in which the gas is assumed to behave adiabatically except in shocks; in this code, therefore, there are sizable (and uncontrolled) numerical losses of energy whenever magnetic field or kinetic energy is lost on the gridscale. By contrast, in **HARM**, the code developed by Gammie et al., a total energy equation is solved (so no energy is lost), but there are also no radiative losses. The best effort that could be made to estimate actual radiative efficiency was therefore through plausible, but *ad hoc* models, usually keyed to the magnetic stress (Beckwith et al. 2008a).

In an effort to remedy this situation, we have altered the **HARM** code in two significant ways. First, we have extended it from 2D (axisymmetric) to 3D. This extension has two major consequences: we can study nonaxisymmetric fluctuations, and are free from 2D artifacts like the “channel solution”; and we are not limited by the anti-dynamo theorem to short duration simulations. Second, we have introduced a toy-model optically thin cooling function. By this means, we can track how much radiation might be produced (and where) in order to compute the radiative efficiency explicitly. We can also use this cooling function to regulate the geometric thickness of the accretion flow. A detailed description of the new code (which we call **HARM3D**) can be found in § 2.

For our first use of this code, we chose to run a simulation that would illustrate how MHD turbulence influences the global energetics of accretion onto a black hole. Its results can be compared directly to those of NT: Time-averages of its data can be matched against the classical model’s steady state. Quantities integrated over constant-radius shells can be compared with the corresponding vertically-integrated ones derived assuming axisymmetric and “razor-thin” disks. The cooling function can be designed to (almost) reproduce the prompt radiation assumption. However, we have no need to impose any guessed boundary condition on the stress because in this numerical calculation we are able to use the the real physical boundary condition to accretion dynamics: the black hole’s event horizon. Thus, the ratio of the energy radiated in this simulation to the mass accreted in it provides a direct test of how much the zero-stress boundary condition affects the radiative efficiency. In addition, of course, we will also be able to examine the interesting effects of non-stationary flow, non-axisymmetry, and so on.

Because we recognize that quantitative results may well depend on a number of parameters (magnetic field configuration and disk thickness, most notably) and because our radiation model does not fully represent any particular physical situation, we emphasize that the numbers we present here are only preliminary samples. When we discuss these results, we will explain more specifically the degree to which they are model-dependent. We intend to explore more fully in future work both how to model this process more realistically and

how external parameters such as magnetic configuration and accretion rate couple with black hole spin to control the radiative output of accretion onto black holes.

2. The Computation: HARM3D and the Parameters of Our Simulation

Quite a number of general relativistic MHD simulation codes have been written already (Komissarov 1999; Koide et al. 1999; Gammie et al. 2003; De Villiers & Hawley 2003; Duez et al. 2005; Shibata & Sekiguchi 2005; Anninos et al. 2005; Antón et al. 2006; Noble et al. 2006; Mizuno et al. 2006; Anderson et al. 2006; Tchekhovskoy et al. 2007; Fragile et al. 2007; Del Zanna et al. 2007; Cerdá-Durán et al. 2008). Our starting point for the code used in this paper was the HARM code (Gammie et al. 2003; Noble et al. 2006). HARM solves the equations of motion in flux-conservative form, but is restricted to axisymmetry¹. As we have already mentioned, axisymmetric calculations suffer from two major drawbacks: the dominance of “channel solutions”, which are ubiquitous in 2D but unstable in 3D (Balbus & Hawley 1998), and the fact that neither turbulence nor magnetic field can be sustained indefinitely in 2D. To avoid these limitations, we extended the algorithm to three spatial dimensions. HARM’s conservative formulation means that it does not lose energy to numerical dissipation; rather, kinetic and magnetic energies lost at the grid scale are captured as heat. At the same time, a conservative formulation permits easy introduction of a formal radiative cooling term. Thus, our new code, called HARM3D, is the first global MHD accretion code to treat thermodynamics in a controlled fashion².

2.1. Basic Equations

We begin the description of HARM3D with an explicit statement of the equations governing our model. Contrasts with Gammie et al. (2003) (HARM) and De Villiers & Hawley (2003) (GRMHD) will be highlighted along the way. We use Greek letters for spacetime indices, and Roman letters for spacelike indices. The signature of the metric is the same as the one used in

¹Technically, our code’s procedural flow and data structure design developed from an early 3D version of the HAM code (Gammie 2006) that is now publicly available as a shearing box code (Gammie 1999-2008; Guan & Gammie 2008). All other routines were either developed by us, or taken from the public version of HARM found in Gammie (1999-2008).

²Concurrent with our effort, Shafee et al. (2008) have also developed a 3D version of the HARM code. They have now used this to explore the dynamical effects of cooling in a disk around a Schwarzschild black hole, but did not directly measure the radiation it produced.

Misner et al. (1970) (i.e., -+++), and geometrized units are used such that $G = c = M = 1$.

The general relativistic MHD (GRMHD) equations of motion include the continuity equation,

$$\nabla_\mu (\rho u^\mu) = 0 \quad , \quad (1)$$

the equations of local energy conservation

$$\nabla_\mu T^\mu{}_\nu = 0 \quad , \quad (2)$$

and Maxwell’s equations

$$\nabla_\nu {}^*F^{\mu\nu} = 0 \quad , \quad (3)$$

$$\nabla_\nu F^{\mu\nu} = J^\mu \quad . \quad (4)$$

Here, ρ is the rest-mass density, u^μ is the 4-velocity of the fluid, $F^{\mu\nu}$ is the Faraday tensor times $1/\sqrt{4\pi}$, ${}^*F^{\mu\nu}$ is the dual of this tensor or the Maxwell tensor times $1/\sqrt{4\pi}$, and J^μ is the 4-current³. The total stress-energy tensor is the sum of the fluid part,

$$T_{\text{fluid}}^{\mu\nu} = \rho h u^\mu u^\nu + P g^{\mu\nu} \quad , \quad (5)$$

and the electromagnetic part

$$T_{\text{EM}}^{\mu\nu} = F^{\mu\lambda} F^\nu{}_\lambda - \frac{1}{4} g^{\mu\nu} F^{\lambda\kappa} F_{\lambda\kappa} = ||b||^2 u^\mu u^\nu + \frac{1}{2} ||b||^2 g^{\mu\nu} - b^\mu b^\nu \quad , \quad (6)$$

where $g_{\mu\nu}$ is the metric, $h = (1 + \epsilon + P/\rho)$ is the specific enthalpy, P is the pressure, ϵ is the specific internal energy density, $b^\mu = {}^*F^{\nu\mu} u_\nu$ is the magnetic field 4-vector, and $||b||^2 \equiv b^\mu b_\mu$ is twice the magnetic pressure P_m ⁴.

Equations (1-3) can be expressed in flux conservative form

$$\partial_t \mathbf{U}(\mathbf{P}) = -\partial_i \mathbf{F}^i(\mathbf{P}) + \mathbf{S}(\mathbf{P}) \quad (7)$$

where \mathbf{U} is a vector of “conserved” variables, \mathbf{F}^i are the fluxes, and \mathbf{S} is a vector of source terms. Explicitly, these are

$$\mathbf{U}(\mathbf{P}) = \sqrt{-g} [\rho u^t, T^t{}_t + \rho u^t, T^t{}_j, B^k]^T \quad (8)$$

³We follow Gammie et al. (2003) in our definition of the electromagnetic field tensor and magnetic field variables.

⁴The magnetic 4-vector b^μ defined in this paper is equivalent to that in **HARM** and **GRMHD**, even though our and **HARM**’s definition is different from **GRMHD**’s by a sign. For this reason, **GRMHD**’s version of our equation (4) differs by a sign. These sign differences can all be reconciled by noting that their electromagnetic field tensors have opposite sign. The resulting equations of motion are independent of these sign conventions.

$$\mathbf{F}^i(\mathbf{P}) = \sqrt{-g} [\rho u^i, T^i_t + \rho u^i, T^i_j, (b^i u^k - b^k u^i)]^T \quad (9)$$

$$\mathbf{S}(\mathbf{P}) = \sqrt{-g} [0, T^\kappa_\lambda \Gamma^\lambda_{t\kappa}, T^\kappa_\lambda \Gamma^\lambda_{j\kappa}, 0]^T \quad (10)$$

where g is the determinant of the metric, $\Gamma^\lambda_{\mu\kappa}$ is the metric’s affine connection, and $B^i = {}^*F^{it}$ is our magnetic field⁵. Note that the source term for the energy equation is non-zero only when the metric is time-dependent (as evidenced by its proportionality to $\Gamma^\lambda_{t\kappa}$). The equations of motion are closed by an equation of state, $P = (\Gamma - 1) \rho \epsilon$, where Γ is the adiabatic index, set to 5/3 in this work. The primitive variables, $\mathbf{P} = \{\rho, P, \tilde{u}^i\}$, are recovered using an optimized version of the the “2D” algorithm described in Noble et al. (2006). The primitive velocity is the flow’s velocity as viewed by a zero angular momentum observer (ZAMO):

$$\tilde{u}^i = u^i + \alpha W g^{ti} \quad , \quad (11)$$

where $\alpha = 1/\sqrt{-g^{tt}}$ is the lapse function and $W = \alpha u^t$ is the Lorentz factor.

2.2. Initial Data

In the initial state of the simulation, the matter is in an axisymmetric hydrostatic torus that orbits the black hole with a specific angular momentum profile slightly shallower than Keplerian and $u^r = u^\theta = 0$. The disk is centered about the equator of the black hole’s spin and is initially assumed to be isentropic. In curved spacetimes, the angular frequency— $\Omega = u^\phi/u^t$ —is not a simple function of the specific angular momentum— $l = -u_\phi/u_t$. For example, one can show that when $u^r = u^\theta = 0$ in Boyer-Lindquist coordinates, $\Omega = (g^{t\phi} - g^{\phi\phi}l) / (g^{tt} - g^{t\phi}l)$. In order to solve the time-independent Euler equations, we must therefore specify $l(r, \theta)$. Following Chakrabarti (1985) and De Villiers et al. (2003), we do this by assuming that $\Omega \sim \lambda^{-a}$, where $\lambda^2 = l/\Omega$. The solution is simplified by setting λ to its Schwarzschild value $\lambda = \sqrt{-g^{tt}/g^{\phi\phi}}$, which is exact when $a = 0$ but leads to a solution marginally out of equilibrium when $a \neq 0$; the slight departure from equilibrium insignificantly affects the disk’s evolution because the magnetic field quickly becomes dynamically important. Ultimately, we arrive at an equation for $l(r, \theta)$: $l/l_{\text{in}} = (\lambda/\lambda_{\text{in}})^{2-a}$, where $l_{\text{in}} = l(r_{\text{in}}, \pi/2)$ and $\lambda_{\text{in}} = \lambda(r_{\text{in}}, \pi/2)$.

With the intention of closely mimicking the initial conditions of simulation KDP of De Villiers et al. (2003), we put the torus pressure maximum at $r = 25M$ and choose an angular momentum distribution parameter $q = 1.67$. The torus inner boundary is $r_{\text{in}} = 15M$,

⁵The “CT field” of GRMHD, \mathcal{B}^i , is proportional to our magnetic field: $\mathcal{B}^i = \sqrt{-4\pi g} B^i$

with $l_{\text{in}} = 4.576$. These parameters yield a disk very similar to that of De Villiers et al., but with a slightly larger l_{in} .

The solution to Euler’s equations provides us with h and u^μ . The rest-mass density is then calculated from the equations of state— $P = (\Gamma - 1)\rho\epsilon$ and $P = K\rho^\Gamma$ —and h : $\rho = [(h - 1)(\Gamma - 1)/(K\Gamma)]^{1/(\Gamma-1)}$. We suppose that the gas is non-relativistic, choosing $\Gamma = 5/3$ and $K = 0.01$. Integrating over the volume of the initial gas distribution, we find a total rest-mass of 353. This is 20% larger than that in simulation KDP, a shift due to our slightly different choice of l_{in} . Note that the code units of gas mass are completely arbitrary.

The initial magnetic field lies entirely within the torus and follows contours of constant density. The magnitude of the magnetic field is set so that the volume-weighted integrated magnetic pressure is 100 times less than the volume-weighted integrated gas pressure.

The atmosphere surrounding the disk is unmagnetized and static. The atmosphere’s density and pressure are set to their smallest allowed values, which are chosen so that the floor state is in approximate pressure equilibrium: $\rho_{\text{floor}} = 7 \times 10^{-9}\rho_{\text{max}}r^{-3/2}$ and $P_{\text{floor}} = 7 \times 10^{-11}\rho_{\text{max}}r^{-5/2}(\Gamma - 1)$, where ρ_{max} is the initial maximum value of the rest-mass density in the disk.

2.3. Radiative Cooling

A magnetized accretion disk is subject to the magneto-rotational instability (MRI), which transfers angular momentum outward. This transfer taps into the available free energy of differential rotation, creating the magnetic fields and poloidal velocity fluctuations that make up the resulting MHD turbulence. This turbulence is dissipative; magnetic and kinetic energy is lost numerically at the gridscale. Equation (7), however, ensures that in the numerical solution all that dissipated energy is converted to heat. If that heat were retained by the fluid, the disk would become ever hotter and geometrically thicker. Ultimately the thermal energy would either be accreted by the hole or be carried out from the disk by a wind. By adding a loss term to the energy equation, we can estimate either the luminosity of those systems in which radiation is efficient or the total heat generated in those systems in which it is not. We assume that the radiation described by this loss term is optically thin. It therefore acts as a passive sink in the local energy conservation equation (2):

$$\nabla_\mu T^\mu{}_\nu = -\mathcal{F}_\nu \quad , \quad (12)$$

where \mathcal{F}_ν is the amount of radiated energy-momentum per unit 4-volume in the coordinate frame. To describe the radiation, we make the simplest assumption: that the emission is

isotropic in the fluid’s frame:

$$\mathcal{F}_\nu = \mathcal{L}u_\nu \quad (13)$$

where the “cooling function” \mathcal{L} is the rate energy is radiated per unit proper time in the fluid frame.

The NT assumptions include complete prompt radiation of all locally-dissipated heat. We cannot exactly replicate that in a simulation, for the gas must retain some thermal energy. However, we can arrange for the great majority of the heat to be radiated by constructing a cooling function that keeps the temperature of the gas at a small fraction of the virial temperature. In so doing, we can also control the disk’s aspect ratio H/r , a parameter often considered significant in analytic disk models.

In different contexts, different definitions of the scale-height H are sometimes used. For a thin isothermal disk in a Newtonian potential, the density profile is Gaussian, $\rho \propto \exp[-z^2/(2H_G^2)]$, with $H_G^2 = c_i/\Omega$, for isothermal sound speed c_i . Another common measure of the scale-height is the half-width at half-maximum (HWHM), $H_{HWHM} = \sqrt{2 \ln 2} H_G$. A third is the vertical density moment,

$$H \equiv \int d\theta d\phi \sqrt{-g} \rho \sqrt{g_{\theta\theta}} |\theta - \pi/2| / \int d\theta d\phi \sqrt{-g} \rho. \quad (14)$$

When the profile is Gaussian, $H = \sqrt{2/\pi} H_G = 0.798 H_G$.

We prefer the moment definition because it is a direct measure of the characteristic mass-weighted disk thickness, it is robust with respect to fluctuations, and it is closely related to the characteristic scalelengths of hydrostatic balance. Ideally, it would be computed in the fluid-frame, but in the interest of computational economy we define it in the coordinate frame. Moreover, when any of these definitions of disk thickness is taken in ratio to the radius, it should be recalled that the radial coordinate r is not a proper distance. Unfortunately, there is no obvious adequate substitute.

In any event, given this definition, the temperature that should produce a desired aspect ratio H/r in Newtonian gravity is

$$T_*(r) = \frac{\pi}{2} \left[\frac{H}{r} r \Omega(r) \right]^2. \quad (15)$$

In code units, $T_* = (\Gamma - 1)\epsilon = (2/3)\epsilon$.

In our simulation, we evaluate T_* in the disk body using the relativistic orbital frequency $\Omega(r > r_{\text{isco}}) = 1/(r^{3/2} + a/M)$. In a more completely relativistic treatment, $\Omega(r)$ would be replaced by $\Omega_K R_z^{1/2}(r)$, where Ω_K is the Newtonian Keplerian rotation frequency and R_z is

the relativistic correction factor for the vertical gravity ((Abramowicz et al. 1997); notation as in (Krolik 1999a))⁶. Inside the innermost stable circular orbit (ISCO), we define Ω as the orbital frequency of a particle with the specific energy and angular momentum of the circular orbit at the ISCO:

$$\Omega(r < r_{\text{isco}}) = \frac{g^{\phi\mu}(r, \theta = \pi/2) K_\mu}{g^{t\mu}(r, \theta = \pi/2) K_\mu}. \quad (16)$$

Here K_μ is the 4-velocity of the ISCO orbit.

To ensure that the disk stays near the target temperature, the cooling rate should be rapid (i.e., $\sim \Omega$), but drop to zero when the temperature falls below $T_*(r)$. All of these criteria are satisfied by a cooling function with the form

$$\mathcal{L} = s\Omega\rho\epsilon [Y - 1 + |Y - 1|]^q, \quad (17)$$

where $Y = (\Gamma - 1)\epsilon/T_*(r)$ and s is a constant of proportionality. Note that the term in the square brackets serves as a switch, so that $\mathcal{L} = 0$ whenever $Y < 1$. The exponent q controls how rapidly the cooling rate grows when the temperature exceeds the target. We found that $q = 1/2$ cools the plasma efficiently while maintaining a stable evolution, and we set $s = 1$. Only those fluid elements on bound orbits—where $(1 + \epsilon + P/\rho) u_t > -1$ —are cooled.

In addition to controlling the vertical thickness of the disk, the cooling function provides a self-consistent way of comparing emission from the simulated disk with that expected in a standard NT model. When making this comparison, we use the angle-averaged fluid-frame luminosity per unit area (of an annulus located at the equator) from our 3D simulation data:

$$F_{\text{ff}}(r) = \frac{\int \int dx^{(\phi)} dx^{(\theta)} \mathcal{L}}{\int dx^{(\phi)}|_{\theta=\pi/2}}, \quad (18)$$

where each component of the vector $dx^{(\mu)} = e^{(\mu)}_\nu dx^\nu$ represents the extent of a cell’s dimension as measured in the fluid element’s rest frame, and $e^{(\mu)}_\nu$ is the orthonormal tetrad that transforms vectors in the Boyer-Lindquist coordinate frame to the local fluid frame (see Beckwith et al. (2008a) for explicit expressions for the tetrad). The vector dx^ν is the Boyer-Lindquist coordinate frame version of the Kerr-Schild vector $dx^\nu_{\text{KS}} = [0, \Delta r, \Delta\theta, \Delta\phi](r, \theta, \phi)$, where Δr , $\Delta\theta$, $\Delta\phi$ are the radial, poloidal and azimuthal extents of our simulation’s finite volume cell located at (r, θ, ϕ) .

We also wish to calculate the radiated luminosity measured by a distant observer in order to include the effect of photon losses into the black hole. This is done by ray-tracing through

⁶The expression given in these references contains a typo: E_∞ should be E_∞^2 . In addition, we define R_z inside the ISCO by setting u_ϕ and u_t to the values they have at the ISCO.

the spacetime and integrating the radiative transfer equation along geodesics. Redshift factors from differences in inertial reference frames are automatically taken into account and include such effects as gravitational redshift and relativistic beaming. As with the cooling function, we assume that the fluid is optically thin and—consequently—ignore scattering and absorption.

To briefly summarize our method, we trace a large number of rays from observers at infinity at 8 polar angles and integrate the transfer equation along each ray. Since we aim only at estimating the bolometric luminosity of the disk, and not at computing its spectrum, we assume that all radiated energy is emitted at a single frequency equal to the Doppler shifted frequency of observation. From the transfer solution along each ray, we construct images of the disk as it would be seen by each of those observers, and then sum the radiation they receive. In order to compute the radiation reaching infinity for the NT model (whose photons are also subject to possible capture by the black hole and Doppler shifting), we place an emissivity designed to match the NT surface brightness in the two planes of cells nearest the equatorial plane. Assuming that the four-velocities of those cells are exactly those of circular orbits at those radii, we then compute the luminosity at infinity in this model by the same ray-tracing technique as employed on our simulation data. Additional details are given in Appendix A.

2.4. Coordinates, grid, and boundary conditions

Equation (7) is solved using finite volume techniques on a uniform grid in the so-called “Modified Kerr-Schild” (MKS) coordinate system described in Gammie et al. (2003). It is based on the Kerr-Schild (KS) coordinate system that eliminates the coordinate singularity at the horizon. The modification allows us to adjust the radial and angular discretization through a continuous coordinate transformation. We set the MKS parameter $h_{MKS} = 0.3$ (Gammie et al. 2003), which makes the poloidal cell scale at the axis about 5.7 times larger than that at the equator and allows us to resolve greater detail in the accretion disk than would be possible with the same number of equally spaced grid cells.

The simulation reported here used $192 \times 192 \times 64$ cells in the radial, poloidal, and azimuthal directions respectively, with $r \in [1.28M, 120M]$, $\theta \in [0.05\pi, 0.95\pi]$, $\phi \in [0, \pi/2]$. The radial extent is as large as the one used in KDP except our coordinates penetrate the horizon by five cells. We tested whether our polar angle discretization adequately resolved the fastest-growing mode of the magneto-rotational instability by calculating—in the local fluid frame—the fastest-growing mode’s wavelength and the local poloidal size of a cell. Averaged over azimuth and time (over $t = [7000M, 15000M]$), the fastest-growing mode

was resolved by at least seven cells at all radii. The absolute minimum number of cells per wavelength for all time and radii is never smaller than four. For the time discretization, we have found a Courant factor of 0.8 is adequate when used with the existing step size control method in **HARM**.

In the original MKS coordinate system, cells are placed all the way to the axis. We have introduced a new reflecting boundary condition that allows us to excise the coordinate singularity there. With the boundary placed at an angle of 0.05π from the axis (as in KDP), the excision enlarges the time step we can take, speeding up the evolution by about a factor of four relative to simulations using grids without the cut-out. The radial boundary conditions are the same as in the released version of **HARM**, and we use periodic boundary conditions for the azimuthal boundaries.

2.5. Algorithmic details

The equations of motion are integrated using almost the same high-resolution shock-capturing methods as described in Gammie et al. (2003). We still use **HARM**'s Lax-Friedrichs numerical flux formula, as it is more diffusive than the HLL formula and seems to be stabler for our purposes. However, the piecewise-linear reconstruction is replaced with a parabolic interpolation method (Colella & Woodward 1984) as our means of reconstructing values at cell faces. As in **HARM**, we use an MC (monotonized central-differenced) slope limiter. Parabolic reconstruction improves stability in low density regions where $\|b\|^2/\rho \gg 1$, such as are found in the funnel (McKinney 2006).

We also use parabolic interpolation in the “Flux-CT” scheme of Tóth (2000) that preserves the divergence constraint. Originally, the electromotive forces (EMFs) at the cell faces were calculated by a second-order accurate two-point averaging procedure. This method failed to dissipate a cell-scale sawtooth instability seen in the magnetic field along the intersection between the inner radial and poloidal boundaries. Parabolic interpolation of the EMFs, however, is successful at quelling the instability.

Even with the improvements described so far, stably evolving plasma whose total energy is dominated by magnetic and kinetic energies is difficult. In a conservative code like **HARM3D**, the critical step is deriving good primitive variables, \mathbf{P} , from the conserved quantities. For instance, the magnetic field is typically a few orders of magnitude larger than the pressure in the funnel. The pressure is recovered from inverting the equation for the total energy, T^t_t , which involves subtracting T^t_{EMt} and the fluid's inertia term from T^t_t . In the funnel, this operation is essentially a subtraction of two large numbers whose result will likely be the size

of either term’s truncation error. The subtraction can result in either positive or negative pressures. This is known as the “positive-pressure problem” in hydrodynamics and MHD and has been studied extensively (Ryu et al. 1993; Balsara & Spicer 1999). We have found that even when positive pressures are recovered, numerical errors may result in pressure fluctuations that differ by orders of magnitude between adjacent cells. These fluctuations create pressure gradients that can accelerate matter and add energy to the system artificially.

In order to treat the positive pressure problem and correct for other unphysical states that may arise (e.g. $W < 0$), we have completely redesigned HARM’s recovery procedure. The most significant change is the inclusion of the conservation of entropy equation

$$\nabla_\mu (\mathcal{S}u^\mu) = 0 \tag{19}$$

where

$$\mathcal{S} \equiv \frac{P}{\rho^{\Gamma-1}} \ . \tag{20}$$

Following a method similar to that of Balsara & Spicer (1999), we integrate equation (19) in parallel with (7). Whenever the standard primitive variable method fails to converge, \tilde{u}^i is unphysical, or $\rho\epsilon < 10^{-2}||b||^2$, we use a new inversion method which is identical to the standard one except the total energy equation is replaced by equation (20). Even though this inversion method is guaranteed to yield a positive pressure, it can either fail to converge to a solution or yield an unphysical \tilde{u}^i . If either happens, we interpolate \mathbf{P} using data from neighboring cells for which we have successfully calculated \mathbf{P} . Finally, we impose a floor on the pressure and density and ensure $W \leq 50$ by renormalizing \tilde{u}^i .

We note that using equation (19) leads to a method that no longer conserves total energy to round-off error, but the impact of these departures from strict conservation is limited. The entropy equation is substituted for the energy equation only where the fluid is very strongly magnetically-dominated, and only when no energy-conserving method yields a physical solution. In the simulation reported here, the net injection or loss of mass, energy and angular momentum is only $\sim 0.001 - 0.007$ times the flux of these quantities through the numerical domain. After the period of initial transients, the places where non-conservative effects can be found are almost exclusively restricted to the edge of the axial cut-out and the region roughly 45° from the polar axis within the ergosphere.

We have verified that our new code is second-order accurate for smooth solutions and satisfactorily passes the tests described in Gammie et al. (2003). A quantitative comparison of our code’s performance to that of GRMHD will be left for future work.

3. Results

Our initial condition is a torus of gas in hydrostatic equilibrium, entirely contained within the simulated volume; our goal is to present results characteristic of an accretion flow with a fixed aspect ratio in a long-term equilibrium. Before quoting results directly from the simulation data, we must therefore do two things: demonstrate that the fixed aspect ratio is achieved, and define more precisely the degree to which the simulation is in a statistical steady-state with respect to inflow.

3.1. Scale-height regulation

We set the parameters of our cooling function so that the ratio of the sound speed to the local orbital speed would produce a disk with a constant aspect ratio $H/r = 0.13$. In Figure 1, we show how well the temperature was held to T_* by comparing the time-averaged volume-weighted temperature in the bound accretion flow to the local value of T_* . In the main disk body, this mean value was about $(0.93\text{--}0.95)T_*$, but it rises sharply inside the ISCO. In other words, our cooling function succeeded in holding the disk temperature very close to (in fact, slightly below) the target temperature, but inside the ISCO, where the inflow time becomes comparable to or shorter than the cooling time, the temperature rises well above T_* .

How well our temperature-regulation led to a disk aspect ratio matching the goal value of 0.13 can be seen in Figure 2. The actual H/r was slightly above the goal ($\simeq 0.14$) through most of the simulation volume, but with a tendency to diminish inward inside $r = 20M$. At $r = 10M$, $H/r \simeq 0.12$; by the time the flow reaches the ISCO, it is only $\simeq 0.07$. Comparison with the curve showing how the scale-height changes as a result of including the relativistic correction to the vertical gravity (as discussed in § 2.3) demonstrates that this thinning at small radius can be largely attributed to neglect of that effect. Thus, use of our cooling function achieved its principal goal: to place the scale-height of the disk under explicit control.

Because our cooling function has a target temperature depending only on radius, at any particular radius the gas in the main body of the disk is nearly isothermal, and the density profile is therefore close to Gaussian (Fig. 3). At higher altitudes above the midplane, the density falls slower than the Gaussian, presumably due to magnetic support. For this reason, the moment scale-height is slightly greater than the HWHM (Fig. 2).

We chose a value of H/r small enough that a key approximation of the NT theory could be approximately replicated in the simulation: the prompt radiation of dissipated heat.

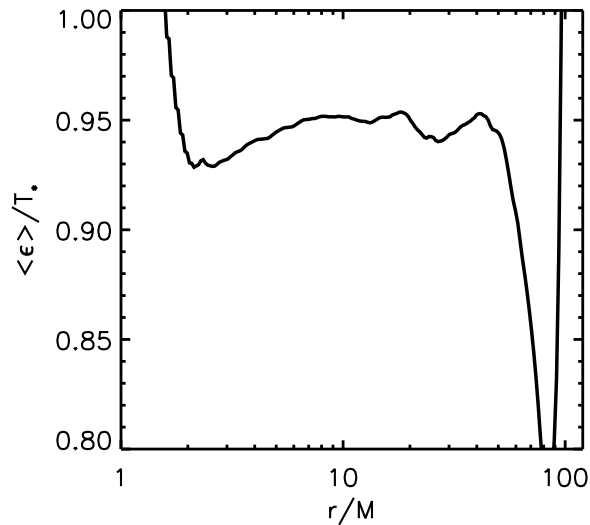


Fig. 1.— Ratio of mean temperature $(\Gamma - 1)\langle \epsilon \rangle$ to target temperature T_* . The time-averaging interval was $7000\text{--}15000M$.

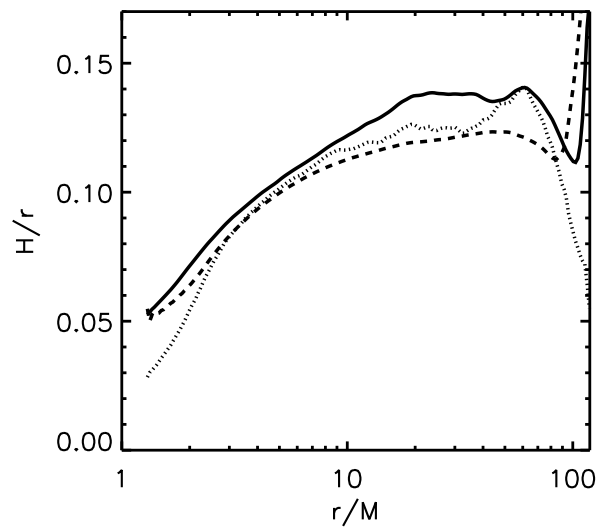


Fig. 2.— Time-averaged density scale-height as a function of radius (solid curve), and time-averaged HWHM (dotted curve). The data were sampled every $20M$ from $t = 7000M$ to $15000M$. Hydrostatic scale-height assuming the shell- and time-averaged temperature but employing the relativistic correction described in § 2.3 (dashed curve).

However, if the disk is to have a finite thickness, it cannot radiate all its heat. The parameters we chose for the cooling function yielded an accretion rate-weighted mean specific enthalpy that was well-described by $h \simeq 1 + 0.031(r/M)^{-0.8}$. At large radius, where the Newtonian approximation applies, the ratio of $h - 1$ to the net binding energy is $\simeq 0.06(r/M)^{0.2}$, while at the ISCO this ratio is $\simeq 0.1$. Thus, this toy-model does assure that the majority of the dissipated heat is radiated.

3.2. Inflow equilibrium

If the accretion flow were in a strict steady-state, the local (i.e., shell-integrated) mass accretion rate $\dot{M}(r)$ would be the same at all radii at all times and the mass interior to a given radius would likewise be constant. In these turbulent disks fed by a finite mass reservoir, the most we can hope for is that the time-average local accretion rate is nearly constant as a function of r through most of the accreting region, and the mass of the inner disk, after an initial period of growth, eventually levels off and fluctuates within some range. The degree to which we approach these goals is shown in Figures 4 and 5. In the left-hand panel of Figure 4, we see that the accretion rate (measured at the event horizon) varies by roughly a factor of five in an extremely irregular way. Nonetheless, as shown in the right-hand panel, the time-averaged $\dot{M}(r)$ is very nearly constant from the horizon to $r \simeq 14M$ for the latter 8000 M of the simulation. The reason why we choose the interval 7000 M –15000 M for averaging is shown in Figure 5. As this figure demonstrates, it takes roughly the first 7000 M of the simulation for the mass of the inner disk to reach a rough plateau. Because the mass interior to a given radius fluctuates, we chose the starting point for time-averaged quantities to be the point at which essentially all the inner disk had reached at least 90% of its final mass, which is approximately $t = 7000M$.

However, for the purposes of estimating the radiative efficiency, we require a tighter definition of inflow equilibrium. This is because we wish to contrast the computed radiation rate with the NT rate at an accuracy of a few percent or better. In the NT model, 23% of the total light is emitted between 12 M and 25 M , where our simulation shows significant departures from inflow equilibrium; a further 27% comes from outside 25 M , where our simulation is not an accretion flow and we do not compute the luminosity at all. For these reasons, when we contrast the NT luminosity with that produced in the simulation, we adjust the local accretion rates to mimic inflow equilibrium and attach a carefully-chosen representation of large-radius emission where needed (see below for details).

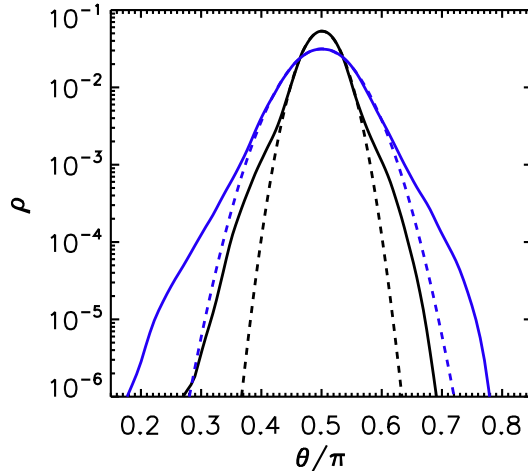


Fig. 3.— Time- and azimuthally-averaged density (solid curves) at the ISCO (black) and $r = 12M$ (blue), each fit to a Gaussian (dashed curves).

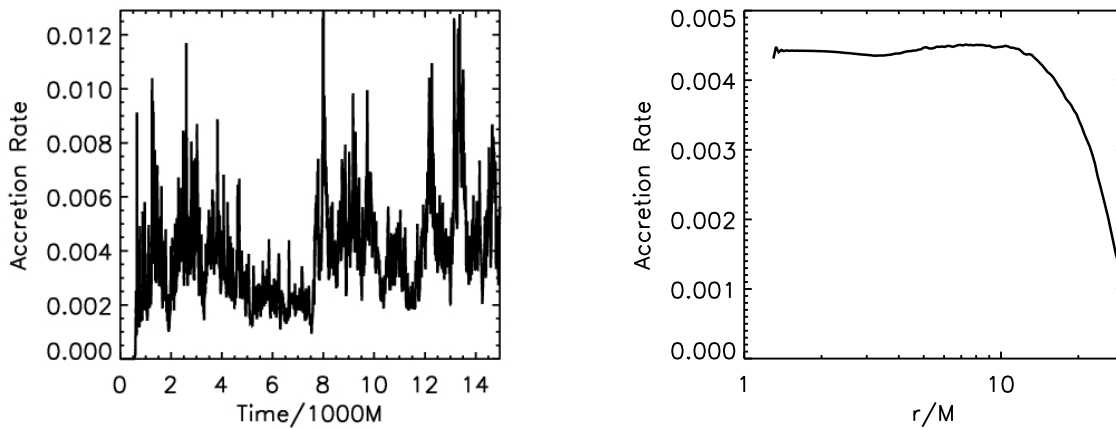


Fig. 4.— (left) The accretion rate (in code units) at the event horizon as a function of time. A rate of 0.005 translates to accreting a fraction 0.14 of the initial mass in a time of $10000M$. (right) The shell-integrated accretion rate as a function of radius, averaged from $t = 7000M$ to $15000M$, sampled every $1M$.

3.3. Explicit radiative efficiency

The fluid-frame emissivity $F_{ff}(r)$ found in the simulation and the NT prediction for this quantity are displayed in Figure 6. In the leftmost panel, we show how they compare when the NT emissivity uses the time-averaged accretion rate at the horizon over the same interval for which the simulation data were averaged, i.e., $t = 7000M$ – $15000M$. For precise comparison of the two radiation models, we remove the effects of deviations from inflow equilibrium by altering the NT emissivity so that the value at any given radius corresponds to the time-averaged accretion rate at that radius, as determined by the simulation. Put another way, the fluid-frame surface brightness in a truly time-steady NT model may be written as $(3/4\pi)(GM\dot{M}/r^3)R_R(r)$ (notation as in Krolik (1999a)); we adjust this to $(3/4\pi)(GM\dot{M}(r)/r^3)R_R(r)$, with $\dot{M}(r)$ the time-averaged accretion rate at radius r in the simulation. By doing so, we compare the two radiation models in a way that factors out any contrasts due solely to fluctuations in the accretion rate. The adjusted version is shown in the right-hand panel of Figure 6.

As this pair of figures shows, the two models coincide closely in the main disk body, but contrast sharply near and within the ISCO, which is at $r \approx 2.3M$ for this spin. Because the NT model is founded on energy and angular momentum conservation in a time-steady disk, this coincidence is no surprise where the influence of the NT no-stress boundary condition is small. The principal departure between the two, a systematic offset in which the simulation curve lies $\simeq 10\%$ below the NT curve, is due to the small fraction of the dissipated heat that the gas must retain to provide vertical pressure support in the disk. Near the ISCO, the accretion-weighted mean specific enthalpy is $\simeq 0.018$ greater than unity. This thermal energy is 12% of the binding energy at the ISCO (0.155 per unit rest-mass).

At small radius, however, the fluid-frame surface brightness of the simulation differs substantially from the NT model. At $r = 3M$, the simulation surface brightness is greater by 40%; at the ISCO, although the NT model would predict no radiation, the surface brightness indicated by the simulation is roughly the same as at $r = 3M$; close to the horizon, the surface brightness rises to about twice the maximum predicted by the classical model.

Another way to characterize the contrast between the simulation results and the NT model is through the intermediary of another analytic model. In the model of Agol & Krolik (2000), it is supposed that a finite stress is exerted at the ISCO, but all other assumptions follow those of NT. This model (which we will abbreviate as AK) is parameterized by the additional efficiency $\Delta\epsilon$ due to the non-zero stress at the ISCO; in the curves shown in the two panels of Figure 6, $\Delta\epsilon = 0.01$, a value chosen as an approximate best fit between the AK model and the simulation data. In the region immediately outside the ISCO, where the AK model is defined, it does a reasonable job of reproducing the simulation results, particularly

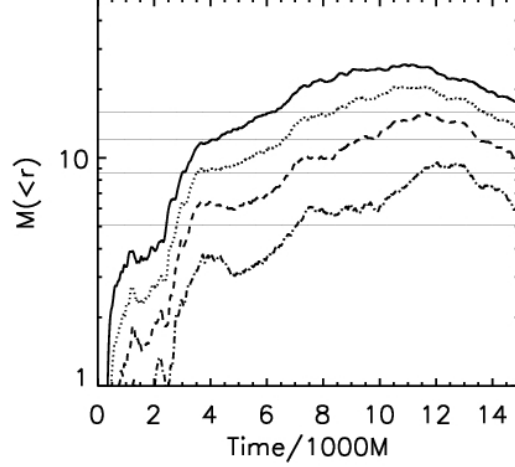


Fig. 5.— The mass contained within four sample radii: $14M$ (solid curve), $12M$ (dotted curve), $10M$ (dashed curve), and $8M$ (dash-dot curve), all as functions of time. The thin solid lines mark 90% of the final mass for each of these radii. A mass of 10 in code units is 2.8% of the initial torus mass.

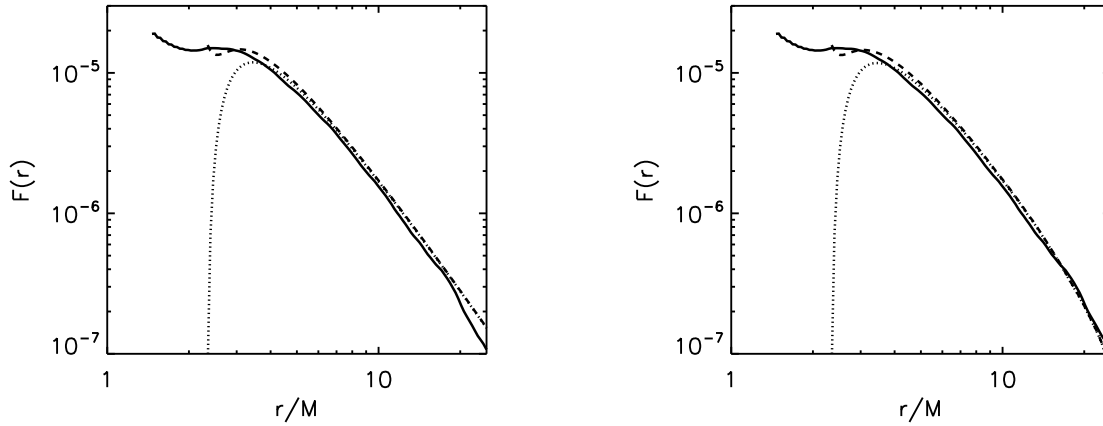


Fig. 6.— Radiated flux per unit area in the fluid frame as a function of radius: time-averaged simulation data (solid curve); as predicted by the NT model (dotted curve); as predicted by the AK model with $\Delta\epsilon = 0.01$ (dashed curve). (left) Using the time-averaged data from $7000M$ to $15000M$. (right) Adjusting the NT and AK emissivities as described in the text.

when allowance is made for the retained heat.

Only some of this radiation reaches infinity, and any that does arrives with a significant Doppler shift, most often toward the red. Using the techniques described in § 2.3 and Appendix A, we computed the luminosity received at infinity per unit radial coordinate dL/dr , which is shown in Figure 7. Like the emissivity in the fluid frame, dL/dr for the simulation data in the main disk body closely tracks the NT prediction. The only difference between the two is that the simulation data version lies slightly ($\simeq 10\%$) below the NT curve: this offset is simply another reflection of the offset already seen in the fluid-frame emissivity due to the non-zero heat content of a physical disk. At small radii, the shelf in the fluid-frame emissivity is transformed into an inward extension of significant luminosity that extends from $r \simeq 4M$ to $r \simeq 2M$. Although the fluid-frame emissivity extends farther inward, its efficiency in creating luminosity at infinity is cut off by a combination of increasing redshift and probability of photon capture by the black hole.

At larger radii, departures from inflow equilibrium become significant. To compute accurately $\int dr dL/dr$, the data of our simulation must be both adjusted so as to correspond to true inflow equilibrium and supplemented by an extension to larger radius to account for the substantial radiation from radii larger than $25M$. Because the time-averaged fluid-frame emissivity in the simulation tracks the NT model so closely for $5M \leq r \leq 12M$, we define the simulation luminosity as its dL/dr integrated from the horizon to $r = 12M$ plus the NT luminosity at the mean accretion rate from $r = 12M$ outward.

Given that definition, we find that the efficiency with which this simulation generated light reaching infinity, averaged from $7000\text{--}15000M$, was 0.151. This number is 6% greater than the NT figure, which is 0.143 after allowing for photon capture.

3.4. Extrapolating to the complete radiation limit

As discussed in the Introduction, our principal goal in this initial simulation was to achieve as close a test as possible of the effect of the ISCO stress boundary condition on the radiative efficiency. We must now evaluate the degree to which our only approximate replication of the other NT assumptions affected this test. Time- and azimuthal-averaging should provide a good approximation to a stationary state and axisymmetry; incomplete radiation of the dissipated heat is our principal concern here.

We have already seen that our radiation rate closely tracks the NT radiation rate in the main disk body, but is about 10% lower. Thus, to extrapolate to complete radiation, the emission from this portion of the flow should be increased by this amount. Near the

ISCO, where the effects of the stress boundary condition become important, we cannot use this comparison method to estimate the magnitude of the retained heat. Instead, we observe first that at the ISCO the mean Thomson optical depth through the disk in our simulation was $\simeq 500\dot{m}$, where \dot{m} is the accretion rate in Eddington units. The corresponding diffusion time is $\simeq 0.7\dot{m}$ orbits. At the same place, the inflow rate is $\simeq 0.6\Omega = 1.2\pi/P_{\text{orb}}$. Thus, the photon diffusion time near the ISCO in a real disk should be shorter than the inflow time—and shorter than our toy-model cooling time Ω^{-1} —for all accretion rates below Eddington. A second standard of comparison may be derived from the magnitude of the retained heat. We found earlier that the accretion-weighted mean specific enthalpy is $\simeq 1 + 0.018$ at $r \simeq 2M$. That the retained heat is $\simeq 10\%$ of the binding energy there is consistent with the fact that $\simeq 10\%$ of the heat dissipated in the main disk body is left unradiated. Combining these two arguments, we might expect that in the limit of truly complete radiation of dissipated heat, the efficiency could have been greater by as much as 0.02, rising perhaps to $\simeq 0.17$, 20% above the classical number as adjusted for photon capture.

Additional heat is created in the plunging region (the mean accreted specific enthalpy rises from 1.02 at the ISCO to $\simeq 1.03$ at the horizon), but, as we have already seen, the fraction of photons escaping from regions so close to the horizon to infinity is relatively small, so only a small part of the additional 0.01 in rest-mass equivalent is likely to reach distant observers.

We might also ask what effect truly radiating all the heat would have on electromagnetic energy fluxes. To approach this question we begin by considering it from the point of view of the classical (NT) theory of accretion, where much attention is paid to the r - ϕ component of the stress tensor T_ν^μ , but little is said about other components except for the assumption that the stress tensor is orthogonal to the four-velocity, $u_\mu T_\nu^\mu = 0$. As Beckwith et al. (2008a) pointed out, this assumption is consistent with the sort of stress NT had in mind, i.e., ordinary viscosity, but not necessarily with other physical stress mechanisms. In particular, it is inconsistent with MRI-driven MHD turbulence: the electromagnetic stress tensor contains a term $\|b\|^2 u^\mu u_\nu$, which is manifestly *not* orthogonal to the four-velocity; in addition, the turbulence entails another (generally rather smaller) contribution to the stress tensor $(\rho h + \|b\|^2)\delta u^\mu \delta u_\nu$, where δu^μ is the fluctuating part of the four-velocity. Described in more qualitative terms, the classical theory accounts for the energy flow due to the work done by the stress, but not the energy flow due to the advection, by the mean flow, of an energy density associated with the stress mechanism.

As numerous numerical studies of the MRI-driven turbulence have shown, the fluid-frame ratio $\alpha_{\text{mag}} \equiv 2\langle b^r b_\phi \rangle / \langle \|b\|^2 \rangle \simeq 0.2$ – 0.3 in the disk body, rising by factors of a few in the plunging region (e.g. Hawley & Krolik (2002)). At the order of magnitude level, the

ratio of the advected magnetic energy flux to the magnetic work is $\sim u^r/(\alpha_{\text{mag}}ru^\phi)$, which is very small in the disk body, but rises sharply near the ISCO and in the plunging region. In this simulation, we find that the time-averaged advected magnetic energy flux per unit rest-mass is 0.03 at the ISCO, a significant contribution to the energy budget.

To complete our extrapolation to complete radiation therefore means that we need to determine how u^r near the ISCO might change when that limit is taken at fixed accretion rate. Fixing the accretion rate means that the vertically-integrated stress does not change, and we do not need to estimate how the stress would change as a function of the disk’s thermal state. If u^r near the ISCO depends primarily on the shape of the potential, the advected magnetic energy flux per accreted rest-mass would remain roughly the same. On the other hand, if u^r in this region depends on the gas thermal content in the sense that it increases with increasing temperature, more complete radiation would also lead to a smaller rate of magnetic energy advection, and therefore to a larger net outward Poynting flux and a larger amount of energy available for dissipation. Which of these possibilities lies closer to the truth (and under which circumstances) remains to be determined.

4. Summary and Implications

Global disk simulations have for many years focused on dynamical effects, i.e., angular momentum transport leading to inflow. To link them to observations, however, requires including considerations of thermodynamics, for the energy to radiate photons is drawn from the thermal energy of the gas (whether or not the particle distribution functions are in fact near those of thermal equilibrium). By combining an energy conserving algorithm with an explicit cooling function in a new simulation code, `HARM3D`, we are able to begin the first steps toward drawing that connection.

In this first application of our new technique, we have found that a disk with $H/r \simeq 0.1$ accreting onto a black hole with spin parameter $a/M = 0.9$ carries thermal and magnetic energy past the ISCO at a rate $\simeq 0.05$ per unit rest-mass, while producing radiation that reaches infinity at a rate $\simeq 0.15$ per unit rest-mass. These numbers contrast with those of the classical NT model, in which the flow carries no thermal or magnetic energy, and for $a/M = 0.9$ radiates $\simeq 0.14$ per unit rest-mass to infinity. Determining the observed luminous efficiency of a more realistic accretion disk, as opposed to the ideal NT model, depends on the careful assessment of several potentially offsetting effects. First, additional thermal, magnetic, and radiated energy can be drawn from the orbital energy by magnetic stresses that can persist through the location of the ISCO and all the way down to the horizon. However, only a fraction of that energy need be radiated, with much of the remainder

retained as heat and magnetic field captured by the hole. Next, even if there is enhanced photon production near and inside the ISCO, for this particular spin, the combination of comparatively high capture probability and gravitational redshift means that little radiation from inside the ISCO reaches infinity. For lower spin holes the ISCO is further from the horizon and the plunging region can be more effectively represented in the luminosity at infinity (Beckwith et al. 2008a).

These results have implications for the spectral shape of the emitted radiation. Generically, the effect of the continuing stresses is to move the radius of peak emission inward and raise the fluid-frame effective temperature at that location. For example, in this instance the maximum in dL/dr (after allowing for photon capture and all Doppler shifts) moves from the NT prediction of $r \simeq 4.3M$ to $r \simeq 3.5M$. Similarly, the fluid-frame flux at the peak of dL/dr is about 30% greater (7% higher effective temperature) in the simulation data than in the NT model. In terms of the radiation edge terminology introduced by Krolik & Hawley (2002) and Beckwith et al. (2008a), we find that 95% of the radiation reaching infinity is produced outside $r = 2.75M$, in contrast to $3.6M$ in the NT model.

In a previous study, Beckwith et al. (2008a) used the stress distributions observed in an ensemble of disk simulations to estimate the dissipation that might be associated with those stresses, and from this the accretion efficiency and maximum temperature in the spectrum reaching infinity. After accounting for photon capture and Doppler-shifting effects, they found that, depending on the particular simulation examined and the topology of the initial magnetic field, the luminosity reaching infinity could be anywhere from 20%–100% greater than NT when $a/M = 0.9$. The low end of this range was produced by an accretion flow whose initial field was entirely toroidal, the high end by an accretion flow whose initial field was a large dipolar loop, as in the present simulation. Thus, there is a sizable gap between their estimate of the radiative efficiency and ours.

Applying Beckwith et al.’s expression to our data leads to a prediction for the dissipation rate very similar to theirs⁷. The fact that our radiation rate is considerably less than this prediction suggests that the simple *ansatz* used by Beckwith et al. to directly compute dissipation from stress and equate dissipation with radiation is a simplification that likely overestimates the net emission. For example, because our cooling function’s radiation rate is at most comparable to the inflow rate near and inside the ISCO, not all the heat dissipated in that region can be radiated. However, even if all the heat generated in this simulation were radiated, the increase in efficiency relative to NT would be only $\simeq 20\%$. In addition,

⁷In fact, the accretion rate histories of the two simulations are remarkably similar, suggesting that the underlying physics imposes a long-term order despite the significant difference in computational algorithms.

not all the work done by the stress necessarily goes into a form that is dissipated. Kinetic and magnetic energies can be advected with the accretion flow into the black hole, producing no effective increase in overall efficiency. This point is closely related to the issue of advected energy discussed in § 3.4.

Framed in the context of predictions for real accretion flows in Nature, these questions emphasize the importance of realistic dissipation and radiation physics for obtaining more accurate accounts of radiation associated with accretion. In the vicinity of the ISCO, where the energy available for release is largest, one cannot say with confidence that in general the dissipation and cooling times are shorter than the inflow time. Moreover, both processes are likely to depend on the detailed circumstances pertaining to any particular accreting black hole, so that there may not be a single efficiency number applicable to all black holes of a given spin.

In sum, we have shown that by use of a toy-model optically-thin cooling function, it is possible both to control the thickness of the accretion flow and to tally (approximately) the rate at which radiation can be produced by dissipation in the flow. At relatively large radii, where the inflow time is long compared to the cooling time, our *ansatz* of substituting gridscale dissipation for genuine microphysics and radiating the heat so generated at an arbitrarily chosen rate is capable of capturing the global energetics of accretion reasonably well. However, at smaller radii (particularly near and inside the ISCO), where the inflow time can be comparable to the cooling time, use of realistic dissipation and radiation rates can be more important.

Having demonstrated the technical feasibility of this approach, we will next employ it to explore more fully how accretion onto black holes depends on disk thickness and on black hole rotation rate. In this context, we point out that although there is a standard notation for describing black hole rotation (the spin parameter a/M), there are several extant definitions of the scale-height, differing from one another by factors of order unity. We use the vertical density moment; standardization of this definition would be of benefit so that different calculations can be compared quantitatively without confusion.

Lastly, we remark that in this paper we have set aside the fact that photons are not the only form in which energy can be sent to infinity from the vicinity of black holes. Accreting black holes are also capable of driving mass motions, often relativistic, that can carry significant power in Poynting flux. Simulational work exploring the associated luminosity has already begun (McKinney & Gammie 2004; Hawley & Krolik 2006; Beckwith et al. 2008b). In future work, we will use the new simulation code introduced here to relate the energetics of those outflows more closely to the accretion energy budget.

This work was supported by NSF grant AST-0507455 (JHK) and PHY-0205155 (JFH). We thank Charles Gammie for many enlightening discussions and an early version of the HAM code. Exploratory simulations were performed on the DataStar cluster at SDSC and the Woodhen cluster at Princeton University, while the TeraGrid T3 and Abe clusters at NCSA were used for our production runs.

REFERENCES

- Abramowicz, M. A., Lanza, A., & Percival, M. J. 1997, *ApJ*, 479, 179
- Agol, E., & Krolik, J. H. 2000, *ApJ*, 528, 161
- Anderson, M., Hirschmann, E. W., Liebling, S. L., & Neilsen, D. 2006, *Classical and Quantum Gravity*, 23, 6503
- Anninos, P., Fragile, P. C., & Salmonson, J. D. 2005, *ApJ*, 635, 723
- Antón, L., Zanotti, O., Miralles, J. A., Martí, J. M., Ibáñez, J. M., Font, J. A., & Pons, J. A. 2006, *ApJ*, 637, 296
- Armitage, P. J., & Reynolds, C. S. 2003, *MNRAS*, 341, 1041
- Armitage, P. J., Reynolds, C. S., & Chiang, J. 2001, *ApJ*, 548, 868
- Balbus, S. A., & Hawley, J. F. 1998, *Reviews of Modern Physics*, 70, 1
- Balsara, D. S., & Spicer, D. 1999, *Journal of Computational Physics*, 148, 133
- Beckwith, K., Hawley, J., & Krolik, J. 2008a, *ArXiv e-prints*, 801, 0801.2974
- Beckwith, K., Hawley, J. F., & Krolik, J. H. 2008b, *ApJ*, 678, 1180
- Cerdá-Durán, P., Font, J. A., Antón, L., & Müller, E. 2008, *ArXiv e-prints*, 804, 0804.4572
- Chakrabarti, S. K. 1985, *ApJ*, 288, 1
- Colella, P., & Woodward, P. R. 1984, *Journal of Computational Physics*, 54, 174
- De Villiers, J.-P., & Hawley, J. F. 2003, *ApJ*, 589, 458
- De Villiers, J.-P., Hawley, J. F., & Krolik, J. H. 2003, *ApJ*, 599, 1238
- Del Zanna, L., Zanotti, O., Bucciantini, N., & Londrillo, P. 2007, *A&A*, 473, 11

- Duez, M. D., Liu, Y. T., Shapiro, S. L., & Stephens, B. C. 2005, *Phys. Rev. D*, 72, 024028
- Fragile, P. C., Blaes, O. M., Anninos, P., & Salmonson, J. D. 2007, *ApJ*, 668, 417
- Gammie, C. F. 1999, *ApJ*, 522, L57
- . 1999-2008, Astrophysical Code Library, <http://rainman.astro.uiuc.edu/codelib/>
- . 2006, private communication
- Gammie, C. F., McKinney, J. C., & Tóth, G. 2003, *ApJ*, 589, 444
- Gammie, C. F., Shapiro, S. L., & McKinney, J. C. 2004, *ApJ*, 602, 312
- Guan, X., & Gammie, C. F. 2008, *ApJS*, 174, 145
- Hawley, J. F., & Krolik, J. H. 2001, *ApJ*, 548, 348
- . 2002, *ApJ*, 566, 164
- . 2006, *ApJ*, 641, 103
- Koide, S., Shibata, K., & Kudoh, T. 1999, *ApJ*, 522, 727
- Komissarov, S. S. 1999, *MNRAS*, 303, 343
- Krolik, J. H. 1999a, *Active galactic nuclei : from the central black hole to the galactic environment* (Princeton, N. J. : Princeton University Press, c1999.)
- . 1999b, *ApJ*, 515, L73
- Krolik, J. H., & Hawley, J. F. 2002, *ApJ*, 573, 754
- Krolik, J. H., Hawley, J. F., & Hirose, S. 2005, *ApJ*, 622, 1008
- Machida, M., & Matsumoto, R. 2003, *ApJ*, 585, 429
- McKinney, J. C. 2006, private communication
- McKinney, J. C., & Gammie, C. F. 2004, *ApJ*, 611, 977
- Misner, C. J., Thorne, K., & Wheeler, J. A. 1970, *Gravitation* (San Francisco: Freeman)
- Mizuno, Y., Nishikawa, K.-I., Koide, S., Hardee, P., & Fishman, G. J. 2006, ArXiv e-prints, astro-ph/0609004
- Noble, S. C., Gammie, C. F., McKinney, J. C., & Del Zanna, L. 2006, *ApJ*, 641, 626

- Noble, S. C., Leung, P. K., Gammie, C. F., & Book, L. G. 2007, *Classical and Quantum Gravity*, 24, 259
- Novikov, I. D., & Thorne, K. S. 1973, in *Black Holes (Les Astres Occlus)*, 343–450
- Reynolds, C. S., & Armitage, P. J. 2001, *ApJ*, 561, L81
- Ryu, D., Ostriker, J. P., Kang, H., & Cen, R. 1993, *ApJ*, 414, 1
- Shafee, R., McKinney, J. C., Narayan, R., Tchekhovskoy, A., Gammie, C. F., & McClintock, J. E. 2008, *ArXiv e-prints*, 808, 0808.2860
- Shibata, M., & Sekiguchi, Y.-I. 2005, *Phys. Rev. D*, 72, 044014
- Tchekhovskoy, A., McKinney, J. C., & Narayan, R. 2007, *MNRAS*, 379, 469
- Thorne, K. S. 1974, *ApJ*, 191, 507
- Tóth, G. 2000, *Journal of Computational Physics*, 161, 605

A. The Radiative Transfer Calculation

Our method for calculating the radiative transfer closely follows the one described by Noble et al. (2007). We have made many changes to the code, including the ability to use 3D simulation data, different emission models (such as the one explained here), and many optimizations that have made it significantly faster.

The algorithm integrates geodesics from the observer’s camera through the source domain—our simulation data. These geodesics point toward the camera and the future. A geodesic represents a path along which a bundle of photons travel. The Lagrangian form of the geodesic equations is used:

$$\frac{\partial x^\mu}{\partial \lambda} = N^\mu \quad , \quad \frac{\partial N_\mu}{\partial \lambda} = \Gamma^\nu_{\mu\eta} N_\nu N^\eta \quad , \quad (\text{A1})$$

where x^μ is the world-line of the photon bundle and N^μ is the geodesic’s tangent vector parameterized by the affine parameter λ .

Since there is no absorption or scattering, the radiative transfer equation takes the form

$$\frac{d\mathcal{I}}{d\lambda} = \mathcal{J}(\lambda) \quad , \quad (\text{A2})$$

where $\mathcal{I} = I_\nu/\nu^3$ is the Lorentz invariant intensity, I_ν is the specific intensity, $\mathcal{J} = j_\nu/\nu^2$ is the invariant emissivity, j_ν is the emissivity, and ν is the local frequency of the photon. For the purposes of calculating the bolometric luminosity, we consider only line emission. We can assume either constant emission frequency (e.g. Fe K α fluorescence) where we must integrate over all frequencies at the camera, or constant observer frequency where we assume the emission is contrived to emit at a frequency which—when redshifted to the camera’s frame—is equal to the frequency of observation. It is easy to show that both methods give the same bolometric luminosity. We therefore choose the latter method as it requires less computational effort.

We assume that the radiation is emitted isotropically, so $j_\nu \propto \mathcal{L}/(4\pi)$ but we must also take into account the constraint that the fluid’s emission frequency is the blueshifted frequency at the observer:

$$\mathcal{J}(\lambda) = \frac{\mathcal{L}}{4\pi\nu^2} \delta(\nu - \nu_o/G(\lambda)) \quad , \quad (\text{A3})$$

where $G(\lambda)$, the redshift factor, is the ratio of the photon’s energy measured by the camera to the photon’s energy measured by the fluid:

$$G(\lambda) = \frac{w_\mu N^\mu(\lambda_{\text{cam}})}{u_\mu(x^\mu(\lambda)) N^\mu(\lambda)} \quad . \quad (\text{A4})$$

Here, w_μ is velocity of the camera which is assumed to be static in flatspace; this is a good approximation as we place the camera $10^6 M$ away from the black hole.

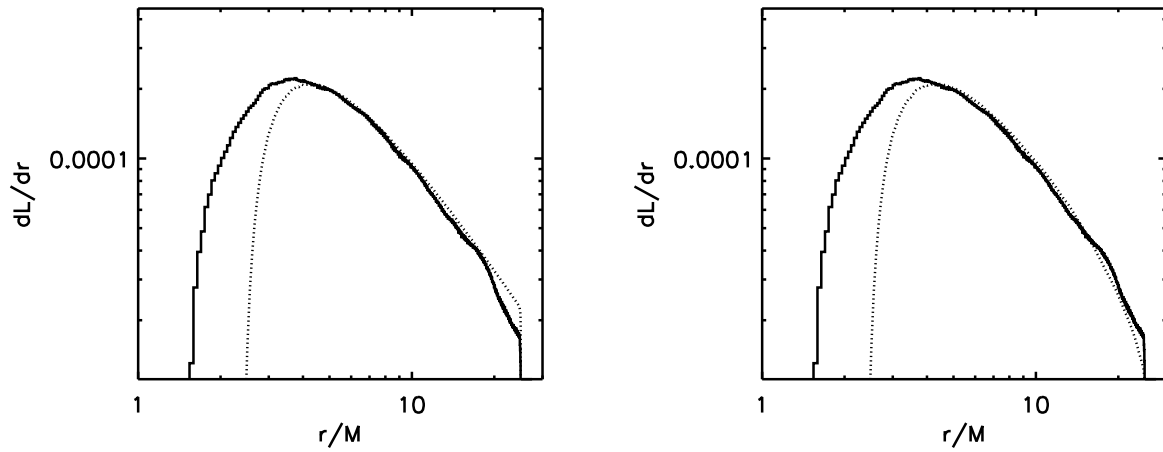


Fig. 7.— Luminosity received at infinity per unit radial coordinate: time-averaged simulation data (solid curve); as predicted by the NT model (dotted curve). (left) Using the time-averaged data from $7000M$ to $15000M$. (right) Adjusting the NT emissivity as described in the text.