

**PROOF OF THE
CARATHÉODORY CONJECTURE**

BRENDAN GUILFOYLE AND WILHELM KLINGENBERG

CONTENTS

1. Introduction	2
2. Strategy and Proof	3
2.1. Reformulation of the Conjecture in TS^2	3
2.2. The manifold of holomorphic discs with boundary	5
2.3. Proof of the Conjecture	7
3. Mean Curvature Flow of Compact Spacelike Submanifolds	9
3.1. Immersed spacelike submanifolds	9
3.2. Multi-angles	10
3.3. The height functions	13
3.4. The I.V.P.	15
4. Neutral Kähler Geometry of TS^2	19
4.1. The neutral Kähler metric	19
4.2. The second fundamental form of a surface in TS^2	22
4.3. Angles between positive surfaces	25
5. Mean Curvature Flow With Boundary in TS^2	30
5.1. The I.B.V.P.	30
5.2. Evolution equations	32
5.3. Boundary conditions	36
6. Existence Results for the I.B.V.P.	38
6.1. Short-time existence	38
6.2. Long-time existence	41
7. Existence of a Holomorphic Disc	53
7.1. Asymptotic holomorphicity	54
7.2. Compactness of the manifold of J -holomorphic discs	56
7.3. A priori area bound	57
8. Concluding Remarks	58
Appendix A. Notation	60
References	62

1. Introduction

In this paper we prove a conjecture attributed¹ to Constantin Carathéodory:

Main Theorem. *Every closed strictly convex surface in Euclidean 3-space has at least two umbilic points.*

Recall that an umbilic point is a point where the second fundamental form of the surface (represented by a symmetric 2-by-2 matrix) has a double eigenvalue. Since the eigen-directions of the second fundamental form determine a foliation of the surface with singularities precisely at the umbilic points, for topological reasons a closed convex surface must have at least one umbilic point.

While the conjecture makes sense for C^2 -smooth surfaces, we prove it for $C^{3+\alpha}$ -smooth surfaces. Our proof depends upon a reformulation in terms of complex points on Lagrangian surfaces in the space of oriented geodesics of Euclidean 3-space \mathbb{E}^3 , which is identified with TS^2 . Here complex and Lagrangian refer to the neutral Kähler structure on TS^2 introduced by the authors in [9] and neutral means that the signature of the metric is $(++--)$.

More specifically, the reformulated conjecture states that every closed Lagrangian section of TS^2 has at least two complex points. In this paper we prove this conjecture for $C^{2+\alpha}$ sections.

We first show that a $C^{2+\alpha}$ -smooth Lagrangian section of TS^2 with just one complex point, if such exists, lies in an open subset \mathcal{U} of a Banach manifold. Surjectivity of the Cauchy-Riemann operator implies that, in a dense open subset of \mathcal{U} , the dimension of the space of holomorphic discs with boundary lying on a Lagrangian section is determined by the Keller-Maslov class of the boundary curve.

The neutral geometry introduced by the authors in [9] identifies the Keller-Maslov index with the number of complex points on the boundary surface enclosed by the boundary curve. Thus there cannot exist a holomorphic disc with boundary enclosing regions without complex points on a $C^{2+\alpha}$ generic Lagrangian boundary surface near to the section with only one complex point.

Every $C^{2+\alpha}$ Lagrangian boundary surface near to a section with only one complex point, should such exist, contains a totally real Lagrangian hemisphere. Therefore, were the Conjecture false, there would exist a totally real Lagrangian hemisphere which could not be the boundary for any holomorphic disc.

But we prove that it is possible to attach a holomorphic disc to *any* $C^{2+\alpha}$ totally real Lagrangian hemisphere. This implies that the set of $C^{2+\alpha}$ -smooth Lagrangian sections of TS^2 with just one complex point must be empty. Noting the drop in differentiability going from \mathbb{E}^3 to TS^2 , we have therefore proven the Carathéodory conjecture for $C^{3+\alpha}$ -smooth surfaces in \mathbb{E}^3 .

The existence of a holomorphic disc uses mean curvature flow with boundary and a compactness result on spaces of J -holomorphic discs. The flow requires $C^{2+\alpha}$ -smoothness of the boundary condition for long-time existence.

Our proof is organised as follows. The next section contains the reformulation and proof of the Main Theorem. In the following sections we supply the technical details of the proof. In section 3 we consider mean curvature flow in indefinite spaces of any dimension. The neutral geometry of TS^2 is summarized in section 4, while mean curvature flow with boundary in TS^2 is considered in detail in sections

¹Hans Hamburger, Berliner Mathematische Gesellschaft, Berlin, 26th March 1924.

5 and 6. The existence of holomorphic discs with Lagrangian boundary conditions, which completes the proof, is established in the section 7. In the final section we make some concluding remarks on the Conjecture and our proof.

2. Strategy and Proof

In this section we give a reformulation of the Carathéodory conjecture in terms of complex points on Lagrangian surfaces in TS^2 . We then prove the reformulated Conjecture, referring to results established in later sections.

2.1. Reformulation of the Conjecture in TS^2 . It is well-known that the space of oriented geodesics in Euclidean 3-space \mathbb{E}^3 may be identified with the total space of the tangent bundle to the 2-sphere. This 4-manifold is endowed with a natural neutral Kähler structure $(\mathbb{J}, \Omega, \mathbb{G})$ which is invariant under the action induced on TS^2 by the Euclidean group acting on \mathbb{E}^3 [9].

Throughout this paper, we denote the neutral Kähler surface $(TS^2, \mathbb{J}, \Omega, \mathbb{G})$ simply by TS^2 . The term neutral refers to the fact that the metric \mathbb{G} is indefinite, having signature $(+ + - -)$. We now briefly summarize some properties of this structure, which will be considered more fully in section 4.

Given an oriented C^k -smooth surface S in \mathbb{E}^3 with $k \geq 1$, the set of oriented lines normal to S forms a C^{k-1} -smooth surface Σ in TS^2 . Such a surface Σ is Lagrangian: $\Omega|_{\Sigma} = 0$. Indeed, the well-known converse holds by Frobenius integrability (see for example [8]):

Proposition 2.1.1. *A surface Σ in TS^2 is Lagrangian iff there exists a surface S in \mathbb{E}^3 which is orthogonal to the oriented lines of Σ .*

Given one surface S in \mathbb{E}^3 orthogonal to the oriented lines of Σ , we have a 1-parameter family of parallel surfaces which are also orthogonal. Moreover, a point on S is umbilic iff the corresponding points on the parallel surfaces are also umbilic. Indeed, it is precisely this property that allows us to reformulate the Conjecture entirely in TS^2 , as we now show.

Let S be an oriented surface in \mathbb{E}^3 , and Σ the corresponding surface in TS^2 formed by the oriented normal lines to S . The canonical projection $\pi : TS^2 \rightarrow S^2$ restricted to Σ is just the Gauss map of the surface, and so we have:

Proposition 2.1.2. *The surface S is non-flat (has non-zero Gauss curvature) iff Σ is the graph of a section of the bundle $\pi : TS^2 \rightarrow S^2$. In particular, the surface Σ in TS^2 formed by the oriented normal lines of a convex surface S is the graph of a section.*

In general, a point γ on a surface Σ in an almost complex 4-manifold (\mathbb{M}, J) is said to be *complex* if $J : T_{\gamma}\mathbb{M} \rightarrow T_{\gamma}\mathbb{M}$ leaves $T_{\gamma}\Sigma$ invariant. In our setting:

Proposition 2.1.3. [8] *A point γ on a Lagrangian surface Σ in TS^2 is complex iff the point on the orthogonal surface S in \mathbb{E}^3 with oriented normal line γ is umbilic.*

Moreover, the index $i(p)$ of an isolated umbilic point p on S is related to the Keller-Maslov index of a simple closed curve about the oriented normal γ on Σ by:

$$\mu(TS^2, T\Sigma) = 4i(p).$$

Here, an umbilic point on $S \subset \mathbb{E}^3$ is a point where the second fundamental form has a double eigenvalue, the $\frac{1}{2}\mathbb{Z}$ -valued index $i(p)$ of an isolated umbilic point p is the winding number of the eigen-directions about the point and the Keller-Maslov index $\mu(TS^2, T\Sigma)$ is the relative 1st Chern class of a simple closed curve on Σ about γ .

Propositions 2.1.1 to 2.1.3 prove that the Carathéodory conjecture is equivalent to:

Reformulation. *Every closed Lagrangian section of $TS^2 \rightarrow S^2$ has at least two complex points.*

This reformulation in the 1-jet involves a drop in differentiability: it holds for a C^k -smooth Lagrangian section of TS^2 if and only if it holds for a C^{k+1} -smooth surface in \mathbb{E}^3 .

Before proceeding with the proof, we exhibit a smooth family of surfaces in \mathbb{E}^3 with certain properties that are germane to the Carathéodory conjecture. We return to this example in section 4.1.

Example 2.1.4. *Consider the 1-parameter family of surfaces in \mathbb{E}^3 parameterized by $\xi \mapsto (x^1(\xi, \bar{\xi}), x^2(\xi, \bar{\xi}), x^3(\xi, \bar{\xi}))$, for $\xi \in \mathbb{C}$ and:*

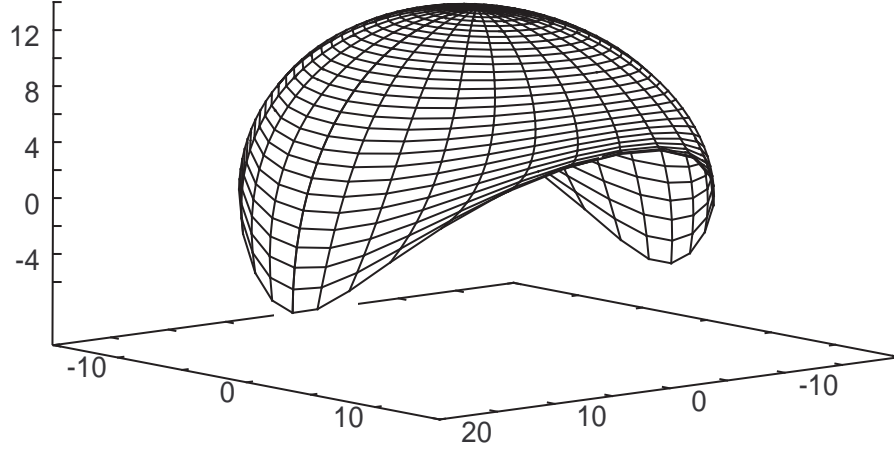
$$x^1 + ix^2 = \frac{2[\bar{\xi}(1 + 2\xi\bar{\xi} - \xi^4) + C\xi]}{1 + \xi\bar{\xi}} \quad x^3 = \frac{-(1 + 3\xi\bar{\xi})(\xi^2 + \bar{\xi}^2) + C(1 - \xi\bar{\xi})}{1 + \xi\bar{\xi}}.$$

This family exhibits the following features:

- (1) *The surfaces are parameterized by the inverse of their Gauss maps, with stereographic projection from the south pole.*
- (2) *For different values of C the surfaces are parallel: they can be obtained by moving a fixed distance along their normal lines.*
- (3) *For large C the surfaces are convex. More specifically, the surface will be convex at $\xi = Re^{i\theta}$ if $C > 1 + 2(1 + 2\sin^2 \theta)R^2 + 3R^4$. For example, the surfaces with $C > 10$ are convex for a whole Gauss hemisphere about 0.*
- (4) *The surfaces have no umbilic points.*

While the surfaces are not closed, for large enough C we can construct a smooth convex surface without umbilic points with arbitrary large Gauss area and such surfaces can always be smoothly closed. Above is the umbilic-free hemisphere obtained by putting $C = 11$.

From this example we conclude that the umbilic points on a closed convex surface can occur arbitrarily close together. One interpretation of Carathéodory's conjecture is that, despite this, they cannot be brought to a single point while closing the surface differentiably.



In what follows, umbilic-free hemisphere's play an important role. We will demonstrate that one can always find a holomorphic 2-parameter family of oriented lines which agree with a curve of normals on the hemisphere and this precludes the possibility of closing the surface differentiably with the creation of only a single umbilic point.

2.2. The manifold of holomorphic discs with boundary. We now discuss holomorphic discs in the complex surface (TS^2, \mathbb{J}) with boundary lying on a Lagrangian surface. Fix $\alpha \in (0, 1)$, $s \geq 1$ and denote by $C^{k+\alpha}$ and H^{1+s} the usual Hölder and Sobolev spaces, respectively.

More specifically, define spaces of *Hölder Lagrangian boundary conditions* by

$$\mathcal{L}ag \equiv \{ \Sigma \subset TS^2 \mid \Sigma \text{ is a } C^{2+\alpha} \text{ Lagrangian section} \},$$

and fixing a point $\gamma_0 \in TS^2$,

$$\mathcal{L}ag_0 \equiv \{ \Sigma \in \mathcal{L}ag \mid \gamma_0 \in \Sigma \}.$$

Endow $\mathcal{L}ag$ with the $C^{2+\alpha}$ topology for global sections of TS^2 . Note that $\mathcal{L}ag_0$ can be identified with the quotient of $\mathcal{L}ag$ by the translation that takes the point $\pi^{-1}(0) \cap \Sigma \in \mathcal{L}ag$ to γ_0 . In addition $\text{Iso}_e(\mathbb{E}^3)$ is isomorphic to $\text{Iso}_e(TS^2)$, acting holomorphically and symplectically on TS^2 and continuously on $\mathcal{L}ag$ [9]. We equip $\mathcal{L}ag_0 = \mathcal{L}ag/\mathbb{R}^2$ with the quotient topology.

Let $\Sigma_1 \in \mathcal{L}ag_0$ have exactly one complex point at γ_0 . Then there exists an open neighbourhood of Σ_1 , denoted $\mathcal{U} \subset \mathcal{L}ag_0$, which is a Banach manifold.

To see this, define the space of sections

$$\Gamma_0^{lag}(\mathbb{J}(T\Sigma_1)) = \{ v \in \Gamma(\mathbb{J}(T\Sigma_1)) \mid v \in C^{1+\alpha}, v(\gamma_0) = 0, d(\mathbb{J}(v) \lrcorner \Omega) = 0 \}.$$

This is a Banach space with respect to the $C^{1+\alpha}$ norm.

For any Σ in an open neighbourhood of Σ_1 in $\mathcal{L}ag_0$, we can extend v to a Lagrangian vector field w so that the Hamiltonian time-1 flow $\Phi_1(w)$ maps Σ_1 to Σ . The extension may be chosen so that, for some ball $B_\epsilon(0) \subset \Gamma_0^{lag}$, the map

$\Phi_1 : B_\epsilon(0) \rightarrow \mathcal{L}ag_0$ is a continuous injective map onto an open subset $\mathcal{U} \subset \mathcal{L}ag_0$ containing Σ_1 [25].

Therefore Φ_1 is a homeomorphism from an open set in a Banach space onto an open subset of a topological space. Hence \mathcal{U} is a Banach manifold, as claimed.

For $s > 1$, $(2 - \alpha)/2 = 1/s$ and $A \in \pi_2(TS^2, \Sigma)$, the space of *parameterized discs with Lagrangian boundary condition* is defined by

$$\mathcal{F}_A \equiv \{ (f, \Sigma) \in H^{1+s}(TS^2) \times \mathcal{U} \mid [f] = A, f(\partial D) \subset \text{totally real part of } \Sigma \}.$$

The space \mathcal{F}_A is a Banach manifold and so the projection $\pi : \mathcal{F}_A \rightarrow \mathcal{U} : \pi(f, \Sigma) = \Sigma$ is a Banach bundle.

For $(f, \Sigma) \in \mathcal{F}_A$ define $\bar{\partial}f = \frac{1}{2}(df \circ j - J \circ df)$, where j is the complex structure on D . Then $\bar{\partial}f \in H^s(f^*T^{0,1}TS^2) \equiv H^s(f^*TTS^2)$ and we define

$$H^s(\mathcal{F}_A) \equiv \bigcup_{(f, \Sigma) \in \mathcal{F}_A} H^s(f^*TTS^2).$$

This is a Banach vector bundle over \mathcal{F}_A and the operator $\bar{\partial}$ is a section of this bundle.

Definition 2.2.1. The set of holomorphic discs with Lagrangian boundary condition is defined by

$$\mathcal{M}_A \equiv \{ (f, \Sigma) \in \mathcal{F}_A \mid \bar{\partial}f = 0 \}.$$

As before let Σ_1 be a Lagrangian section with a single complex point at γ_0 .

Proposition 2.2.2. There exists a neighbourhood of Σ_1 denoted $\mathcal{V} \subset \mathcal{L}ag_0$ such that $\mathcal{M}_A \cap \pi^{-1}(\mathcal{V})$ is a Banach submanifold of $\mathcal{F}_A \cap \pi^{-1}(\mathcal{V})$.

Proof. This is established by considering the smooth map

$$\Delta : \mathcal{F}_A \cap \pi^{-1}(\mathcal{U}) \rightarrow \Gamma(TTS^2) \times \Omega(TS^2),$$

by $\Delta(f, \Sigma) = (\bar{\partial}f, \Phi_{\Sigma}^{-1} \circ f|_{\partial D})$, where $\Omega(TS^2)$ is the set of loops in TS^2 . Thus

$$\mathcal{M}_A \cap \pi^{-1}(\mathcal{U}) = \Delta^{-1}(\{0\} \times \Omega_A(\mathcal{U})).$$

To prove the proposition we must show that Δ is transverse to the submanifold

$$\{0\} \times \Omega_A(\mathcal{U}) \subset \Gamma(TTS^2) \times \Omega(TS^2),$$

at Σ_1 . Transversality at Σ_1 is proved exactly as in the tame case (Theorem 1 in Oh [18]). Then, since transversality is an open property, there exists a neighbourhood $\mathcal{V} \subset \mathcal{U}$ of Σ_1 for which transversality holds and the proposition follows. \square

Consider the linearization of $\bar{\partial}$ at $(f, \Sigma) \in \mathcal{F}_A$ with respect to any J -parallel connection on $H^{1+s}(\mathcal{F}_A)$:

$$\nabla_{(f, \Sigma)} \bar{\partial} : H^{1+s}(f^*TTS^2 \otimes f^*T\Sigma) \rightarrow H^s(f^*TTS^2).$$

The following key points about this operator are standard:

Proposition 2.2.3. $\nabla_{(f, \Sigma)} \bar{\partial}$ is Fredholm and therefore has finite dimensional kernel and cokernel. The analytic index of this operator $I = \dim \ker(\nabla_{(f, \Sigma)} \bar{\partial}) - \dim \text{coker}(\nabla_{(f, \Sigma)} \bar{\partial})$ is related to the Keller-Maslov index of the boundary by

$$I = \mu(TS^2, T\Sigma) + 2.$$

Proposition 2.2.4. [18] *There exists a dense open set $\mathcal{W} \subset \mathcal{V}$ containing Σ_1 such that any (not multiply covered) holomorphic disc with boundary in $\Sigma \in \mathcal{W}$ is Fredholm-regular i.e. $\dim \operatorname{coker}(\nabla_{(f,\Sigma)} \bar{\partial}) = 0$.*

Proof. The proof follows from ellipticity of $\bar{\partial}$, the fact that the projection map π is Fredholm and the Sard-Smale theorem. □

2.3. Proof of the Conjecture. We now prove that it is not possible for a closed $C^{3+\alpha}$ strictly convex surface in \mathbb{E}^3 to have only one umbilic point. By the reformulation in section 2.1, this is equivalent to showing that it is not possible for the graph of a closed $C^{2+\alpha}$ Lagrangian section of $\pi : TS^2 \rightarrow S^2$ to have a single complex point.

Our proof goes as follows. First, by Proposition 2.2.2, should such a section exist, call it Σ_1 , then Σ_1 lies in an open subset of the $C^{2+\alpha}$ Lagrangian sections containing a single fixed point of TS^2 (not assumed to be complex). This neighbourhood \mathcal{U} is a Banach manifold modeled on the Lagrangian vector fields which arise as \mathbb{J} of the tangent space to Σ_1 .

Moreover, this model is exactly the one required for a surface to be a good boundary condition for the Cauchy-Riemann operator. That is, passing to a smaller neighbourhood \mathcal{V} , the space of holomorphic discs with boundary lying on points of \mathcal{V} is a submanifold of the space of all smooth maps.

Since the Cauchy-Riemann operator with this boundary condition is Fredholm, an application of the Sard-Smale theorem in Proposition 2.2.4 proves that for a dense open subset \mathcal{W} of \mathcal{V} the Cauchy-Riemann operator with this boundary condition is surjective. We conclude that the dimension of the space of parameterized holomorphic discs with boundary on a section in \mathcal{W} is equal to the analytic index of the operator. By Proposition 2.2.3 this index is related to the Maslov index of the boundary curve by $I = \mu + 2$.

Consider graphical discs with boundary lying on the fixed section $\Sigma \in \mathcal{W}$. The Keller-Maslov index of the boundary of such a disc which does not cover any complex points is zero. By the disc D not covering a complex point γ , we mean that $\gamma \notin \pi^{-1}(\pi(D))$, and $\mu = 0$ by Proposition 2.1.3. Thus $I = \mu + 2 = 2$, and, quotienting by the Möbius group of the disc, the space of unparameterised holomorphic discs is $I - 3 = 2 - 3 = -1$. This means that, for $C^{2+\alpha}$ boundary conditions $\Sigma \in \mathcal{W}$, there cannot exist a holomorphic disc with boundary on Σ which does not cover a complex point.

In particular, as every $\Sigma \in \mathcal{W}$ contains a totally real Lagrangian hemisphere, we conclude that, should Σ_1 exist, then so would a totally real Lagrangian hemisphere over which it is not possible to attach a holomorphic disc.

However, we prove that a graphical holomorphic disc always exists with boundary lying on any $C^{2+\alpha}$ totally real Lagrangian hemisphere. The construction of the holomorphic disc is carried out by mean curvature flow. In particular, we consider the following initial boundary value problem:

I.B.V.P.

Consider a family of positive sections $f_s : D \rightarrow TS^2$ such that

$$\frac{df^\perp}{ds} = H,$$

with initial and boundary conditions:

- (i) $f_0(D) = \Sigma_0$,
- (ii) $f_s(\partial D) \subset \tilde{\Sigma}$,
- (iii) the hyperbolic angle B between $Tf_s(D)$ and $T\tilde{\Sigma}$ is constant along $f_s(\partial D)$,
- (iv) $f_s(\partial D)$ is asymptotically holomorphic: $|\bar{\partial}f_s| = C/(1+s)$,

where H is the mean curvature vector of $f_s(D)$, and Σ_0 and $\tilde{\Sigma}$ are given positive sections.

Here positive means spacelike: the induced metric is positive definite. In what follows we refer to $f_s(\partial D)$ as the *edge* of the flowing surface, which lies on the boundary surface $\tilde{\Sigma}$.

This is a quasilinear parabolic system and short time existence for the flow is established in Theorem 6.1.1. The proof consists of checking the Lopatinskii-Shapiro conditions for the boundary conditions and then using standard Schauder theory.

Long time existence under certain conditions is then proven in Theorem 6.2.1. In particular, having added a sufficiently large holomorphic twist to the boundary surface to make it positive at the origin, we can choose an initial surface and hyperbolic angle so that the flow exists for all time. This is proven as follows.

Long-time existence is ensured by uniform positivity of the flowing disc. Uniform positivity in the interior of the flowing disc is established by showing that the conditions required in the compact case, Theorem 3.4.5, namely the timelike convergence condition and containment in a compact region, hold for this flow. We then establish uniform positivity at the edge by careful consideration of the boundary conditions and finding a priori bounds on the 2-jet of the flowing surface.

It is at this juncture that our differentiability assumption enters. Derivatives of the boundary conditions relate second derivatives of the flowing surface with those of the boundary surface. As a consequence, we must assume that the boundary surface is at least $C^{2+\alpha}$ -smooth as a section in TS^2 , or that the underlying surface in \mathbb{E}^3 is at least $C^{3+\alpha}$ -smooth.

In the final section, we prove in Theorem 7.0.11 that, given a non-umbilic hemisphere S in \mathbb{E}^3 , then there exists a holomorphic disc in TS^2 whose edge lies on the set of oriented normals of S , considered as a surface Σ in TS^2 .

In summary, if there exists a $C^{2+\alpha}$ Lagrangian section with exactly one complex point, then there must exist totally real $C^{2+\alpha}$ Lagrangian hemispheres which cannot be the boundary condition for a holomorphic disc. However, we prove that one can attach a holomorphic disc to any $C^{2+\alpha}$ totally real Lagrangian hemisphere. Thus a $C^{2+\alpha}$ Lagrangian section with one complex point does not exist.

Noting the jump in derivative in the passage from points in \mathbb{E}^3 to points in TS^2 , we conclude that a closed convex $C^{3+\alpha}$ -smooth surface in \mathbb{E}^3 cannot have just one umbilic point.

3. Mean Curvature Flow of Compact Spacelike Submanifolds

In this section we establish a long-time existence result for mean curvature flow of compact spacelike surfaces in indefinite manifolds. Throughout we utilize the summation convention on repeated indices, except for the quantity ψ_α , defined below. In some instances we include summation signs for clarity. Note that raising and lowering normal indices (Greek indices) changes the sign of the component, while raising and lowering tangent indices (Latin indices) does not change the sign.

3.1. Immersed spacelike submanifolds. Let \mathbb{M} be an $n + m$ -dimensional manifold endowed with a metric \mathbb{G} of signature (n, m) . We assume throughout that there exists a *multi-time function* $t : \mathbb{M} \rightarrow \mathbb{R}^m$ of maximal rank with components t_α for $\alpha = 1 \dots m$ such that

$$\mathbb{G}(\bar{\nabla}t_\alpha, \bar{\nabla}t_\alpha) < 0 \quad \forall \alpha = 1 \dots m,$$

and $\{\bar{\nabla}t_\alpha\}_1^m$ form a mutually orthogonal basis for a spacelike plane, where all geometric quantities associated with \mathbb{G} will be denoted with a bar.

Definition 3.1.1. The manifold (\mathbb{M}, \mathbb{G}) is said to satisfy the *timelike curvature condition* if, for any spacelike n -plane P at a point in \mathbb{M} , the Riemann curvature tensor satisfies

$$\mathbb{G}(\bar{R}(X, \tau_i)X, \tau_i) \geq k \mathbb{G}(X, X), \quad (3.1)$$

for some positive constant k , where $\{\tau_i\}_{i=1}^n$ form an orthonormal basis for P and X is any timelike vector orthogonal to P .

Note 3.1.2. This generalises the timelike convergence condition of the codimension one case employed in [4]:

$$\bar{Ric}(X, X) \geq 0.$$

We fix an orthonormal frame on (\mathbb{M}, \mathbb{G}) :

$$\{e_i, T_\alpha\}_{i,\alpha=1}^{n,m} \quad \text{s.t.} \quad \mathbb{G}(e_i, e_j) = \delta_{ij} \quad \mathbb{G}(T_\alpha, T_\beta) = -\delta_{\alpha\beta} \quad \mathbb{G}(e_i, T_\alpha) = 0,$$

with

$$T_\alpha = -\psi_\alpha \mathbb{G}(\bar{\nabla}t_\alpha, \cdot) \quad \psi_\alpha^{-2} = -\mathbb{G}(\bar{\nabla}t_\alpha, \bar{\nabla}t_\alpha).$$

Definition 3.1.3. Given a contravariant tensor B on \mathbb{M} we define its norm by

$$\|B\|^2 = \sum_{i_1, \dots, i_l=1}^n [B(e_{i_1}, e_{i_2}, \dots, e_{i_l})]^2 + \sum_{\beta_1, \dots, \beta_l=1}^m [B(T_{\beta_1}, T_{\beta_2}, \dots, T_{\beta_l})]^2.$$

Similarly, for a covariant tensor B we dualise it with the metric \mathbb{G} and define its norm as above.

Higher derivative norms are also defined:

$$\|B\|_k^2 = \sum_{j=0}^k \|\bar{\nabla}^j B\|^2.$$

For a mixed tensor, we occasionally use the induced metric on the spacelike components to define a norm on the timelike components. That is, if $B_{\alpha\beta ijk}$ is a tensor of the indicated type, then we define

$$|B_{\alpha\beta}|^2 = \sum_{i=1}^n [B_{\alpha\beta}(e_i, e_i, e_i)]^2.$$

Let $f : \Sigma \rightarrow \mathbb{M}$ be a spacelike immersion of an n -dimensional manifold Σ , and let g be the metric induced on Σ by \mathbb{G} .

Definition 3.1.4. A second orthonormal basis $\{\tau_i, \nu_\alpha\}$ for (\mathbb{M}, \mathbb{G}) along Σ is *adapted* to the submanifold if:

$$\{\tau_i, \nu_\alpha\}_{i,\alpha=1}^{n,m} \quad \text{s.t.} \quad \mathbb{G}(\tau_i, \tau_j) = \delta_{ij} \quad \mathbb{G}(\nu_\alpha, \nu_\beta) = -\delta_{\alpha\beta} \quad \mathbb{G}(\tau_i, \nu_\alpha) = 0,$$

where $\{\tau_i\}_{i=1}^n$ form an orthonormal basis for (Σ, g) , and $\{\nu_\alpha\}_{\alpha=1}^m$ span the normal space.

The *second fundamental form* of the immersion is

$$A_{ij\alpha} = \mathbb{G}(\bar{\nabla}_{\tau_i} \nu_\alpha, \tau_j) = -\mathbb{G}(\bar{\nabla}_{\tau_i} \tau_j, \nu_\alpha),$$

while the *mean curvature vector* is

$$H_\alpha = g^{ij} A_{ij\alpha}.$$

We have the following two equations for the splitting of the connection

$$\bar{\nabla}_{\tau_i} \tau_j = \nabla_{\tau_i}^{\parallel} \tau_j - A_{ij}^\alpha \nu_\alpha \tag{3.2}$$

$$\bar{\nabla}_{\tau_i} \nu_\alpha = A_{i\alpha}^j \tau_j + C_{i\alpha}^\beta \nu_\beta, \tag{3.3}$$

where $C_{i\alpha}^\beta$ are the components of the normal connection

$$\nabla_{\tau_i}^\perp \nu_\alpha = C_{i\alpha}^\beta \nu_\beta.$$

3.2. Multi-angles. We now consider how to use orthonormal frames to define a matrix of angles between two positive n -planes in an $n + m$ -manifold.

For frames $\{e_i, T_\alpha\}$ and $\{\tau_i, \nu_\alpha\}$ as above, introduce the notation

$$X_{ij} = \mathbb{G}(\tau_i, e_j) \quad W_{i\beta} = \mathbb{G}(\tau_i, T_\beta) \quad U_{\alpha j} = -\mathbb{G}(\nu_\alpha, e_j) \quad V_{\alpha\beta} = -\mathbb{G}(\nu_\alpha, T_\beta).$$

Thus

$$e_i = X_{ij} \tau_j + U_{\alpha i} \nu_\alpha \quad T_\beta = W_{i\beta} \tau_i + V_{\alpha\beta} \nu_\alpha,$$

and the $(n + m) \times (n + m)$ dimensional matrix

$$M = \begin{pmatrix} X & W \\ -U & -V \end{pmatrix},$$

is an element of the orthogonal group $O(n, m)$.

Proposition 3.2.1. *The $O(n, m)$ condition on M is*

$$X^T X = I_n + U^T U \quad V^T V = I_m + W^T W \quad U^T V = X^T W. \tag{3.4}$$

Proof. This follows from the requirement that

$$M^T \begin{pmatrix} I_n & 0 \\ 0 & -I_m \end{pmatrix} M = \begin{pmatrix} I_n & 0 \\ 0 & -I_m \end{pmatrix}.$$

□

The vectors $\{\tau_i\}_1^n$ span the tangent space of Σ , while $\{\nu_\alpha\}_1^m$ span the normal bundle. We are free to rotate these frames within these two spaces, and this corresponds to left action of $O(n)$ and $O(m)$ within $O(n, m)$.

Similarly, we consider rotations of $\{e_i\}_1^n$ that preserve the n -dimensional vector space that they span, along with rotations of $\{T_\beta\}_1^m$ that preserves the m -dimensional space they span. These correspond to right actions of $O(n)$ and $O(m)$

within $O(n, m)$. Note that the positive definite norm in Definition 3.1.3 is preserved by these rotations.

Proposition 3.2.2. *By rotations of the frames $\{e_i, T_\alpha\}$ and $\{\tau_j, \nu_\beta\}$ which preserve the tangent and normal bundles of Σ , as well as the tensor norm of Definition 3.1.3, we can simplify the matrix $M \in O(n, m)$ for $n \geq m$ to*

$$M = \begin{pmatrix} I_{n-m} & 0 & 0 \\ 0 & D_1 & \pm D_4 A^T \\ 0 & D_3 A & D_2 \end{pmatrix},$$

where $A \in O(m)$ is a transposition matrix, D_1, D_2, D_3 and D_4 are diagonal matrices satisfying

$$D_1^2 = I_m + D_3^2 \quad D_2^2 = I_m + D_4^2 \quad |D_1|^2 = |D_2|^2,$$

and \pm of a diagonal matrix means a free choice of sign on the entries of the matrix.

Proof. Consider first the matrix $X_{ij} = \langle \tau_i, e_j \rangle$. The matrix $X^T X$ is symmetric and non-negative definite and so it has a well-defined square root, namely a symmetric $n \times n$ matrix which we denote by $\sqrt{X^T X}$. By the first equation of (3.4), X is invertible since $\det(X) \geq 1$ and so we can define the $n \times n$ matrix $A = \sqrt{X^T X} X^{-1}$. Then

$$A^T I_n A = (X^{-1})^T \sqrt{X^T X} \sqrt{X^T X} X^{-1} = (X^{-1})^T X^T X X^{-1} = I_n,$$

so that $A \in O(n)$. Define a new frame by $\{A_{ij} \tau_j, \nu_\alpha\}$ and then

$$\tilde{X}_{ij} = A_{ik} \langle \tau_k, e_j \rangle = \sqrt{X^T X} X^{-1} X = \sqrt{X^T X},$$

which is symmetric. Now we can act on both the left and right of \tilde{X} by $O(n)$ to diagonalise it.

A similar argument yields a diagonalisation of $V_{\alpha\beta}$.

After diagonalisation of X , the first of equations (3.4) implies that the matrix $U^T U$ is diagonal. Thus the n m -dimensional vectors $\{U_{\alpha i} \nu_\alpha\}_{i=1}^n$ are mutually orthogonal and, since $n \geq m$, we conclude that $n - m$ of these vectors must be zero.

After a reordering of the basis elements, the matrix M then decomposes into

$$M = \begin{pmatrix} I_{n-m} & 0 & W_2 \\ 0 & X_1 & W_1 \\ 0 & U_1 & V \end{pmatrix}.$$

The last of equations (3.4) now implies that $W_2 = 0$ and we reduce the problem to the square case:

$$X_1^T X_1 = I_m + U_1^T U_1 \quad V^T V = I_m + W_1^T W_1 \quad U_1^T V = X_1^T W_1.$$

In fact, to indicate that X_1 and V are diagonal, let us write $X_1 = D_1$ and $V = D_2$. Thus

$$D_1^2 = I_m + U_1^T U_1, \tag{3.5}$$

$$D_2^2 = I_m + W_1^T W_1, \tag{3.6}$$

$$U_1^T D_2 = D_1 W_1. \tag{3.7}$$

Equations (3.5) and (3.6) imply that there exists diagonal matrices D_3 and D_4 (with entries defined up to a sign) such that

$$U_1 = D_3 A \quad W_1 = D_4 B \quad \text{for } A, B \in O(m).$$

Thus equations (3.5), (3.6) and (3.7) now read

$$D_1^2 = I_m + D_3^2, \tag{3.8}$$

$$D_2^2 = I_m + D_4^2, \tag{3.9}$$

$$A^T D_2 D_3 = D_1 D_4 B. \tag{3.10}$$

Taking the transpose of this last equation and multiplying back on the right we find that

$$A^T D_2^2 D_3^2 A = D_1^2 D_4^2. \tag{3.11}$$

However, if $A \in O(m)$ sends a diagonal matrix to a diagonal matrix, then A must be a transposition. Similarly

$$B^T D_1^2 D_4^2 B = D_2^2 D_3^2,$$

and so $A = \pm B^T$.

Denote the diagonal elements of D_1 , D_2 , D_3 and D_4 by λ_i , μ_i , a_i and b_i , respectively, where $i = n - m + 1, \dots, n$. Then equations (3.8), (3.9) and (3.11) read

$$\lambda_i^2 = 1 + a_i^2 \quad \mu_i^2 = 1 + b_i^2 \quad \mu_i^2 a_i^2 = \lambda_{p(i)}^2 b_{p(i)}^2,$$

where p is the permutation of $(n - m + 1, \dots, n)$ determined by the transposition A . Combining these three equations we get

$$a_i^2 + a_i^2 b_i^2 = a_{p(i)}^2 + a_{p(i)}^2 b_{p(i)}^2,$$

which when summed yields

$$\sum_i a_i^2 = \sum_i b_i^2 \quad \text{and} \quad \sum_i \lambda_i^2 = \sum_i \mu_i^2.$$

Thus $|D_1|^2 = |D_2|^2$ as claimed. □

Definition 3.2.3. The function v is defined to be

$$v^2 = V^{\alpha\beta} V_{\alpha\beta}.$$

This is a generalization of the *tilt function* in the codimension one case [2].

We now use the normal form to construct estimates of the norms of the adapted frames:

Proposition 3.2.4. For an adapted frame $\{\tau_i, \nu_\alpha\}$ we have

$$\|\tau_i\|^2 \leq [n^2 + m(m-1)^2]v^2 \quad \|\nu_\alpha\|^2 \leq m^3v^2,$$

for all $i = 1, 2, \dots, n$ and $\alpha = 1, 2, \dots, m$.

Proof. First consider an adapted frame $\{\hat{\tau}_i, \hat{\nu}_\alpha\}$ for which, with respect to an orthonormal background basis $\{\hat{e}_i, \hat{T}_\alpha\}$, the matrix M has the form given in Proposition 3.2.2. For a general adapted frame $\{\tau_i, \nu_\alpha\}$

$$\tau_i = A_i^j \hat{\tau}_j \quad \nu_\alpha = B_\alpha^\beta \hat{\nu}_\beta,$$

where $A \in O(n)$ and $B \in O(m)$. Then

$$\begin{aligned} \|\tau_i\|^2 &= \sum_j (\mathbb{G}(\tau_i, \hat{e}_j))^2 + \sum_\alpha (\mathbb{G}(\tau_i, \hat{T}_\alpha))^2 \\ &= \sum_j \left[\sum_k A_i^k \mathbb{G}(\hat{\tau}_k, \hat{e}_j) \right]^2 + \sum_\alpha \left[\sum_k A_i^k \mathbb{G}(\hat{\tau}_k, \hat{T}_\alpha) \right]^2 \\ &\leq \sum_j \left[\sum_k |A_i^k| |\mathbb{G}(\hat{\tau}_k, \hat{e}_j)| \right]^2 + \sum_\alpha \left[\sum_k |A_i^k| |\mathbb{G}(\hat{\tau}_k, \hat{T}_\alpha)| \right]^2 \\ &\leq \sum_j \left[\sum_k |\mathbb{G}(\hat{\tau}_k, \hat{e}_j)| \right]^2 + \sum_\alpha \left[\sum_k |\mathbb{G}(\hat{\tau}_k, \hat{T}_\alpha)| \right]^2 \\ &\leq \sum_j \left[\sum_k |X_{kj}| \right]^2 + \sum_\alpha \left[\sum_k |W_{k\alpha}| \right]^2 \\ &\leq \left[\sum_k |X_{kk}| \right]^2 + \sum_\alpha \left[\sum_{k=n-m+1}^n |W_{k\alpha}| \right]^2 \\ &\leq n^2 v^2 + m(m-1)^2 v^2 \\ &\leq [n^2 + m(m-1)^2] v^2. \end{aligned}$$

Similarly for ν_α . □

3.3. The height functions. Let $u_\alpha : \Sigma \rightarrow \mathbb{R}$ be the *height function* $u_\alpha = t_\alpha \circ f$. Then

Proposition 3.3.1. *For all $\alpha = 1 \dots m$*

$$\nabla u_\alpha = \bar{\nabla} t_\alpha + \psi_\alpha^{-1} \sum_\beta V_{\beta\alpha} \nu_\beta,$$

$$\nabla u_\alpha \cdot \nabla u_\beta = \psi_\alpha^{-1} \psi_\beta^{-1} \left(\sum_\gamma V_{\gamma\alpha} V_{\gamma\beta} - \delta_{\alpha\beta} \right).$$

Proof. From the definition of u_α and T_α we have

$$\nabla u_\alpha = \bar{\nabla} t_\alpha + \psi_\alpha^{-1} \sum_\beta V_{\beta\alpha} \nu_\beta = \psi_\alpha^{-1} \left(\sum_\beta V_{\beta\alpha} \nu_\beta - T_\alpha \right),$$

and so

$$\begin{aligned}\nabla u_\alpha \cdot \nabla u_\beta &= \psi_\alpha^{-1} \psi_\beta^{-1} \mathbb{G} \left(\sum_\gamma V_{\gamma\alpha} \nu_\gamma - T_\alpha, \sum_\delta V_{\delta\beta} \nu_\delta - T_\beta \right) \\ &= \psi_\alpha^{-1} \psi_\beta^{-1} \left(\sum_\gamma V_{\gamma\alpha} V_{\gamma\beta} - \delta_{\alpha\beta} \right).\end{aligned}$$

as claimed. \square

Proposition 3.3.2.

$$\Delta u_\gamma = -\psi_\gamma^{-1} V_{\alpha\gamma} H^\alpha + g^{ij} \bar{\nabla}_i \bar{\nabla}_j t_\gamma.$$

$$\begin{aligned}\Delta V_{\alpha\beta} &= V_{\gamma\beta} (A_{ij\gamma} A_\alpha^{ij} - \langle \bar{R}(\tau_i, \nu_\gamma) \tau_i, \nu_\alpha \rangle) - \tilde{\nabla}_{T_\beta} H_\alpha - A_\alpha^{ij} T_\beta (g_{ij}) \\ &\quad + \frac{1}{2} (\bar{\nabla} \mathcal{L}_{T_\beta} \mathbb{G})(\nu_\alpha, \tau_i, \tau_i) - (\bar{\nabla} \mathcal{L}_{T_\beta} \mathbb{G})(\tau_i, \nu_\alpha, \tau_i) - (\bar{\nabla} T_\beta)(H, \nu_\alpha) \\ &\quad - 2C_{i\alpha}{}^\gamma \langle \nu_\gamma, \bar{\nabla}_{T_\beta} \tau_i \rangle + (\nabla_i C_{i\alpha}{}^\gamma + C_{i\alpha}{}^\delta C_{i\delta}{}^\gamma) V_{\gamma\beta},\end{aligned}$$

where Δ is the Laplacian of the induced metric $\Delta = g^{ij} \nabla_i \nabla_j$.

Proof. The first statement follows from a straightforward generalization of the codimension one case [4].

For the second statement we follow Bartnik [2] and fix a point $p \in \Sigma$ and choose an orthonormal frame $\{\tau_i\}$ on Σ such that $(\nabla_i \tau_j)(p) = 0$. Extend this frame in a neighbourhood of Σ by $\mathcal{L}_{T_\beta} \tau_i = 0$ for fixed β . Then

$$\begin{aligned}-\Delta V_{\alpha\beta} &= \Delta \langle \nu_\alpha, T_\beta \rangle \\ &= \tau_i \tau_i \langle \nu_\alpha, T_\beta \rangle \\ &= \tau_i (\langle \bar{\nabla}_{\tau_i} \nu_\alpha, T_\beta \rangle + \langle \nu_\alpha, \bar{\nabla}_{\tau_i} T_\beta \rangle) \\ &= \tau_i (A_{i\alpha}^j \langle \tau_j, T_\beta \rangle + C_{i\alpha}^\gamma \langle \nu_\gamma, T_\beta \rangle + \langle \nu_\alpha, \bar{\nabla}_{\tau_i} T_\beta \rangle) \\ &= \langle \bar{R}(\tau_i, T_\beta) \tau_i, \nu_\alpha \rangle + \langle \nu_\alpha, \bar{\nabla}_{T_\beta} \bar{\nabla}_{\tau_i} \tau_i \rangle + \langle \bar{\nabla}_{\tau_i} \nu_\alpha, \bar{\nabla}_{T_\beta} \tau_i \rangle \\ &\quad + (\bar{\nabla}_{\tau_i} H_\alpha + \langle \bar{R}(\tau_i, \tau_j) \nu_\alpha, \tau_i \rangle - A_{ij}^\gamma C_{i\gamma}^\alpha + H^\gamma C_{j\gamma}^\alpha) \langle \tau_j, T_\beta \rangle \\ &\quad + C_{i\alpha}^\gamma (\langle \bar{\nabla}_{\tau_i} \nu_\gamma, T_\beta \rangle + \langle \nu_\gamma, \bar{\nabla}_{\tau_i} T_\beta \rangle) + \langle \nu_\gamma, T_\beta \rangle \bar{\nabla}_{\tau_i} C_{i\alpha}^\gamma \\ &\quad + A_{i\alpha}^j (\langle \bar{\nabla}_{\tau_i} \tau_j, T_\beta \rangle + \langle \tau_j, \bar{\nabla}_{\tau_i} T_\beta \rangle) \\ &= \langle \bar{R}(\tau_i, \nu_\gamma) \tau_i, \nu_\alpha \rangle \langle \nu_\gamma, T_\beta \rangle + \langle \nu_\alpha, \bar{\nabla}_{T_\beta} \bar{\nabla}_{\tau_i} \tau_i \rangle + 2A_{i\alpha}^j \langle \tau_j, \bar{\nabla}_{T_\beta} \tau_i \rangle \\ &\quad + 2C_{i\alpha}^\gamma \langle \nu_\gamma, \bar{\nabla}_{\tau_i} T_\beta \rangle + \langle \tau_i, T_\beta \rangle \bar{\nabla}_i H_\alpha + H^\gamma C_{i\gamma\alpha} \langle \tau_i, T_\beta \rangle \\ &\quad + A_\alpha^{ij} A_{ij}^\gamma \langle \nu_\gamma, T_\beta \rangle + C_{i\alpha}^\gamma C_{i\gamma}^\delta \langle \nu_\delta, T_\beta \rangle + \langle \nu_\gamma, T_\beta \rangle \bar{\nabla}_{\tau_i} C_{i\alpha}^\gamma \\ &= -V_{\gamma\beta} (A_{ij\gamma} A_\alpha^{ij} + \langle \bar{R}(\tau_i, \nu_\gamma) \tau_i, \nu_\alpha \rangle) + \tilde{\nabla}_{T_\beta} H_\alpha \\ &\quad \langle \nu_\alpha, \bar{\nabla}_{T_\beta} \bar{\nabla}_i \tau_i \rangle + A_\alpha^{ij} T_\beta \langle \tau_i, \tau_j \rangle \\ &\quad + 2C_{i\alpha}{}^\gamma \langle \nu_\gamma, \bar{\nabla}_{T_\beta} \tau_i \rangle + (\nabla_i C_{i\alpha}{}^\gamma - C_{i\alpha}{}^\delta C_{i\delta}{}^\gamma) V_{\gamma\beta}.\end{aligned}\tag{3.12}$$

We now use the following:

Lemma 3.3.3.

$$\begin{aligned}T_\beta \langle \tau_i, \bar{\nabla}_i \nu_\alpha \rangle &= -\langle \bar{\nabla}_i \tau_i, \bar{\nabla}_{T_\beta} \nu_\alpha \rangle + \frac{1}{2} (\bar{\nabla} \mathcal{L}_{T_\beta} \mathbb{G})(\nu_\alpha, \tau_i, \tau_i) \\ &\quad - (\bar{\nabla} \mathcal{L}_{T_\beta} \mathbb{G})(\tau_i, \nu_\alpha, \tau_i) - \langle \bar{\nabla}_H T_\beta, \nu_\alpha \rangle.\end{aligned}$$

Proof. The proof of this follows the codimension one case (Proposition 2.1 of [2]). \square

To complete the proof of the proposition we note that

$$\begin{aligned} \langle \nu_\alpha, \bar{\nabla}_{T_\beta} \bar{\nabla}_i \tau_i \rangle &= T_\beta \langle \nu_\alpha, \bar{\nabla}_i \tau_i \rangle - \langle \bar{\nabla}_{T_\beta} \nu_\alpha, \bar{\nabla}_i \tau_i \rangle \\ &= -T_\beta \langle \bar{\nabla}_i \nu_\alpha, \tau_i \rangle - \langle \bar{\nabla}_{T_\beta} \nu_\alpha, \bar{\nabla}_i \tau_i \rangle \\ &= -\frac{1}{2} (\bar{\nabla} \mathcal{L}_{T_\beta} \mathbb{G})(\nu_\alpha, \tau_i, \tau_i) + (\bar{\nabla} \mathcal{L}_{T_\beta} \mathbb{G})(\tau_i, \nu_\alpha, \tau_i) \\ &\quad + \langle \bar{\nabla}_H T_\beta, \nu_\alpha \rangle, \end{aligned}$$

where in the last equality we have used Lemma 3.3.3. Substituting this in equation (3.12) then yields the result. \square

3.4. The I.V.P.. Let $f_s : \Sigma \rightarrow \mathbb{M}$ be a family of compact n -dimensional spacelike immersed submanifold in an $n + m$ -dimensional manifold \mathbb{M} with a metric \mathbb{G} of signature (n, m) . In addition, we assume that $n \geq m$, the case $n < m$ follows by similar arguments.

Then f_s moves by parameterized mean curvature flow if it satisfies the following initial value problem:

I.V.P.

Let $f_s : \Sigma \rightarrow \mathbb{M}$ be a family of spacelike immersed submanifolds satisfying

$$\frac{df}{ds} = H,$$

with initial conditions

$$f_0(\Sigma) = \Sigma_0$$

where H is the mean curvature vector associated with the immersion f_s in (\mathbb{M}, \mathbb{G}) , and Σ_0 is some given initial compact n -dimensional spacelike immersed submanifold.

The flow of the functions u_γ and v are given by:

Proposition 3.4.1.

$$\left(\frac{d}{ds} - \Delta \right) u_\gamma = -g^{ij} \bar{\nabla}_i \bar{\nabla}_j t_\gamma, \quad (3.13)$$

$$\begin{aligned} v \left(\frac{d}{ds} - \Delta \right) v &\leq -V^{\alpha\beta} V_{\gamma\beta} (A_{ij\gamma} A_\alpha^{ij} - \langle \bar{R}(\tau_i, \nu_\gamma) \tau_i, \nu_\alpha \rangle) + A_\alpha^{ij} \mathcal{L}_{T_\beta} g_{ij} V^{\alpha\beta} \\ &\quad - \frac{1}{2} (\bar{\nabla} \mathcal{L}_{T_\beta} \mathbb{G})(\nu_\alpha, \tau_i, \tau_i) V^{\alpha\beta} + (\bar{\nabla} \mathcal{L}_{T_\beta} \mathbb{G})(\tau_i, \nu_\alpha, \tau_i) V^{\alpha\beta} \\ &\quad + 2C_{i\alpha}{}^\gamma \langle \nu_\gamma, \bar{\nabla}_{T_\beta} \tau_i \rangle V^{\alpha\beta} - C_{i\alpha}{}^\delta C_{i\delta}{}^\gamma V_{\gamma\beta} V^{\alpha\beta}. \end{aligned}$$

Proof. Generalizing Proposition 3.1 of [4], note the time derivatives are

$$\frac{du_\gamma}{ds} = -\psi_\gamma^{-1} V_{\alpha\gamma} H^\alpha,$$

$$\frac{dV_{\alpha\beta}}{ds} = -\bar{\nabla}_{T_\beta} H_\alpha - H^\gamma \langle \bar{\nabla}_{\nu_\gamma} T_\beta, \nu_\alpha \rangle.$$

The flow of u_γ then follows immediately from Proposition 3.3.2.

To find the flow of v note that

$$v \left(\frac{d}{ds} - \Delta \right) v = V^{\alpha\beta} \left(\frac{d}{ds} - \Delta \right) V_{\alpha\beta} + \frac{1}{v^2} [(v_\alpha \nabla V_\alpha) \cdot (v_\beta \nabla V_\beta) - V_\alpha^2 |\nabla V_\beta|^2],$$

where we sum over α and β and diagonalised $V_{\alpha\beta} = \text{diag}(V_1, \dots, V_m)$. By the Cauchy-Schwarz inequality we have

$$v \left(\frac{d}{ds} - \Delta \right) v \leq V^{\alpha\beta} \left(\frac{d}{ds} - \Delta \right) V_{\alpha\beta}.$$

Now contracting the second equation of Proposition 3.3.2 with $V^{\alpha\beta}$ yields the result. \square

Proposition 3.4.2. *Assume that \mathbb{M} satisfies the timelike curvature condition (3.1). Let Σ_s be a smooth solution of **I.V.P.** on the interval $0 \leq s < s_0$ such that Σ_s is contained in a smooth compact subset of \mathbb{M} for all $0 \leq s < s_0$. Then the function v satisfies the a priori estimate*

$$v(p, s) \leq (m + \sup v) \sup_{\Sigma_0} \sup_{(q,s) \in \Sigma \times [0, s_0]} \exp[K(u(q, s) - u(p, s))],$$

for some positive constant $K(n, m, \|t\|_3, |\psi|, \|\bar{R}\|, |H|, k)$, where $u = \sum_\alpha u_\alpha$.

Proof. Let $K > 0$ be a constant to be determined later and set

$$C_K = (m + \sup v) \sup_{\Sigma_0} \sup_{\Sigma \times [0, s_0]} \exp(Ku).$$

Consider the function $f = v \exp(Ku)$. Suppose, for the sake of contradiction, that the function f reaches C_K for the first time at $(p_1, s_1) \in M \times (0, s_0]$. Then at this point $v \geq m + 1$ and by the maximum principle

$$\left(\frac{d}{ds} - \Delta \right) f \dot{\geq} 0 \quad \nabla f \dot{=} 0.$$

Here and throughout a dot over an inequality or equality will refer to evaluation at the point (p_1, s_1) . Working out these two equations we have

$$\left(\frac{d}{ds} - \Delta \right) v + Kv \left(\frac{d}{ds} - \Delta \right) u - 2K \nabla u \cdot \nabla v - K^2 v |\nabla u|^2 \dot{\geq} 0, \quad (3.14)$$

$$\nabla v + Kv \nabla u \dot{=} 0. \quad (3.15)$$

Substituting the second of these in the first we obtain

$$Kv \left(\frac{d}{ds} - \Delta \right) u \dot{\geq} - \left(\frac{d}{ds} - \Delta \right) v - K^2 v |\nabla u|^2. \quad (3.16)$$

Now, from Proposition 3.4.1 and the estimates in Proposition 3.2.4

$$\left(\frac{d}{ds} - \Delta \right) u = -g^{ij} \bar{\nabla}_i \bar{\nabla}_j t \leq \|\bar{\nabla}_i \bar{\nabla}_j t\| \cdot \|\tau_i\| \cdot \|\tau_j\| \leq C_1 v^2, \quad (3.17)$$

where $C_1 = C_1(n, m, \|t\|_2)$.

At p_1 we can set $C_{i\alpha}{}^\beta = 0$ and then, Proposition 3.4.1 and the timelike curvature condition (3.1) imply that

$$\begin{aligned} v \left(\frac{d}{ds} - \Delta \right) v &\leq - \sum_{\alpha} V_{\alpha}^2 |A_{\alpha}|^2 + C_2(\|T\|_1) |A_{\alpha}| V_{\alpha} + C_3(n, m, \|T\|_2) v^4 \\ &\leq - (1 - \epsilon) \sum_{\alpha} V_{\alpha}^2 |A_{\alpha}|^2 + C_4(\epsilon, n, m, \|T\|_2) v^4, \end{aligned} \quad (3.18)$$

for any $\epsilon > 0$. Here we have utilised the gauge choice $V_{\alpha\beta} = V_{\alpha} \delta_{\alpha\beta}$ on some of the terms and summation is over α .

Now, from the Schwartz and arithmetic-geometric mean inequalities

$$\sum_{\alpha} V_{\alpha}^2 |A_{\alpha}|^2 \geq \sum_{\alpha} \left(1 + \frac{1}{n} \right) \lambda_{\alpha}^2 V_{\alpha}^2 - H_{\alpha}^2 V_{\alpha}^2, \quad (3.19)$$

where λ_{α} is the eigenvalue of $A_{ij\alpha}$ with the maximum absolute value.

On the other hand we compute

$$\nabla_i V_{\alpha\beta} = -A_{i\alpha}^j \langle \tau_j, T_{\beta} \rangle - \langle \nu_{\alpha}, \bar{\nabla}_i T_{\beta} \rangle,$$

and so

$$v \nabla_i v = V^{\alpha\beta} \nabla_i V_{\alpha\beta} = -A_{i\alpha}^j W_{j\beta} V^{\alpha\beta} - \langle \nu_{\alpha}, \bar{\nabla}_i T_{\beta} \rangle V^{\alpha\beta}.$$

Thus

$$|\nabla v| \leq \sum_{\alpha} |\lambda_{\alpha}| V_{\alpha} + C_5(n, m, \|T\|_1) v^2,$$

and so

$$|\nabla v|^2 \leq (1 + \epsilon) \sum_{\alpha} V_{\alpha}^2 \lambda_{\alpha}^2 + C_6(\epsilon, n, m, \|T\|_1) v^4.$$

Rearranging this last inequality

$$\sum_{\alpha} V_{\alpha}^2 \lambda_{\alpha}^2 \geq \frac{1}{1 + \epsilon} |\nabla v|^2 - C_6 v^4. \quad (3.20)$$

Combining inequalities (3.19) and (3.20) we get

$$\sum_{\alpha} V_{\alpha}^2 |A_{\alpha}|^2 \geq \left(1 + \frac{1}{n} \right) \left[\frac{1}{1 + \epsilon} |\nabla v|^2 - C_5 v^4 \right] - \sum_{\alpha} H_{\alpha}^2 V_{\alpha}^2,$$

which, when substituted in inequality (3.18) yields

$$v \left(\frac{d}{ds} - \Delta \right) v \leq - \left(1 + \frac{1}{n} \right) \frac{1 - \epsilon}{1 + \epsilon} |\nabla v|^2 + C_7(n, |H|) v^2 + C_6 v^4,$$

and, by virtue of equation (3.15),

$$|\nabla v|^2 \doteq K^2 v^2 |\nabla u|^2,$$

yielding

$$\left(\frac{d}{ds} - \Delta \right) v \leq - \left(1 + \frac{1}{n} \right) \frac{1 - \epsilon}{1 + \epsilon} K^2 v |\nabla u|^2 + C_7 v + C_6 v^3. \quad (3.21)$$

Substituting inequalities (3.17) and (3.21) in (3.16) we get

$$KC_1 v^2 \geq \left[\left(1 + \frac{1}{n} \right) \frac{1 - \epsilon}{(1 + \epsilon)} - 1 \right] K^2 |\nabla u|^2 - C_7 - C_6 v^2,$$

for any $\epsilon > 0$.

Now for $0 < \epsilon < 1/(1 + 2n)$

$$\left(1 + \frac{1}{n}\right) \frac{1 - \epsilon}{1 + \epsilon} - 1 > 0,$$

and so using Proposition 3.3.1

$$|\nabla u|^2 = \sum_{\alpha, \beta} \nabla u_\alpha \cdot \nabla u_\beta \geq \min_\alpha \psi_\alpha^{-2} (v^2 - m),$$

we have

$$KC_1 v^2 \geq C_8(\epsilon, n, |\psi|) K^2 (v^2 - m) - C_7 - C_6 v^2,$$

which can be rearranged to

$$v^2 \leq \frac{mC_8 K^2 + C_7}{C_8 K^2 - C_1 K - C_6},$$

which for large K violates $v \geq m + 1$. \square

For tensors H_α and $A_{ij\alpha}$ we define a positive norm by

$$|H|_+^2 = -H_\alpha H^\alpha \quad |A|_+^2 = -A_{ij\alpha} A^{ij\alpha},$$

and similarly for their gradients.

Proposition 3.4.3. [3] *Under the mean curvature flow*

$$\begin{aligned} \left(\frac{d}{ds} - \Delta\right) |H|_+^2 &= -2|\tilde{\nabla} H|_+^2 - 2|H \cdot A|_+^2 - 2H^\alpha H^\beta \bar{R}_{i\alpha i\beta}, \\ \left(\frac{d}{ds} - \Delta\right) |A|_+^2 &= -2|\tilde{\nabla} A|_+^2 - 2|A|_+^4 + A * A * \bar{R} + A * \bar{\nabla} \bar{R}, \end{aligned}$$

where $\tilde{\nabla}$ is the covariant derivative in both the tangent and normal bundles and $*$ represents linear combinations of contractions of the tensors involved.

Proposition 3.4.4. *Under the mean curvature flow*

$$|H|_+^2 \leq C_1(1 + s^{-1}),$$

$$|A|_+^2 \leq C_2(1 + s^{-1}),$$

where $C_1 = C_1(n, k)$ and $C_2 = C_1(n, \|\bar{R}\|_1)$, k being the constant in the timelike curvature condition (3.1).

Proof. From the previous proposition and the timelike curvature condition we conclude that

$$\left(\frac{d}{ds} - \Delta\right) |H|_+^2 \leq -2n^{-1}|H|_+^4 + 2k|H|_+^2,$$

while

$$\left(\frac{d}{ds} - \Delta\right) |A|_+^2 \leq -2|A|_+^4 + C_3|A|_+^2 + C_4|A|_+ \leq -|A|_+^4 + C_5.$$

The result then follows by a suitable modification of Lemma 4.5 of Ecker and Huisken [4]. \square

Theorem 3.4.5. *Let Σ_0 be a smooth compact n -dimensional spacelike submanifold of an $n+m$ dimensional manifold \mathbb{M} with indefinite metric \mathbb{G} satisfying the timelike curvature condition. Then there exists a unique family $f_s(\Sigma)$ of smooth compact n -dimensional spacelike submanifolds satisfying the initial value problem **I.V.P.** on an interval $0 \leq s < s_0$. Moreover, if $f_s(\Sigma)$ remains in a smooth compact region of \mathbb{M} as $s \rightarrow s_0$, the solution can be extended beyond s_0 .*

Proof. The flow is a quasilinear parabolic system and therefore short time existence follows from linear Schauder estimates and the implicit function theorem.

Having bounded the gradient and the second fundamental form in Propositions 3.4.2 and 3.4.4, bounds on the higher derivatives and long-time existence follow from standard parabolic bootstrapping arguments, as in [4]. \square

4. Neutral Kähler Geometry of TS^2

In this section we give details of the neutral Kähler geometry of the space of oriented lines, paying particular attention to those parts that play a role later.

4.1. The neutral Kähler metric.

Definition 4.1.1. A *neutral Kähler surface* is a 4-manifold \mathbb{M} endowed with a complex structure \mathbb{J} , a symplectic structure Ω and a metric \mathbb{G} of signature $(++--)$ which are compatible in the sense that

$$\mathbb{G}(\mathbb{J}\cdot, \mathbb{J}\cdot) = \mathbb{G}(\cdot, \cdot) \quad \mathbb{G}(\mathbb{J}\cdot, \cdot) = \Omega(\cdot, \cdot).$$

For such a structure we have the following identity:

Proposition 4.1.2. [11] *Let $(\mathbb{M}, \mathbb{J}, \Omega, \mathbb{G})$ be a neutral Kähler surface and let $p \in \mathbb{M}$ and $v_1, v_2 \in T_p\mathbb{M}$ span a plane. Then*

$$\Omega(v_1, v_2)^2 - \det[v_1, v_2, \mathbb{J}v_1, \mathbb{J}v_2] = \det \mathbb{G}(v_i, v_j).$$

We turn now to the special case of TS^2 . In order to compute geometric quantities, we introduce local coordinates. These are readily supplied by lifting the standard complex coordinate ξ (obtained by stereographic projection from the south pole on S^2) to complex coordinates (ξ, η) on TS^2 . In particular, identify $(\xi, \eta) \in \mathbb{C}^2$ with the vector

$$\eta \frac{\partial}{\partial \xi} + \bar{\eta} \frac{\partial}{\partial \bar{\xi}} \in T_\xi S^2.$$

These coordinates are holomorphic with respect to the complex structure \mathbb{J} :

$$\mathbb{J} \left(\frac{\partial}{\partial \xi} \right) = i \frac{\partial}{\partial \xi} \quad \mathbb{J} \left(\frac{\partial}{\partial \eta} \right) = i \frac{\partial}{\partial \eta},$$

and the symplectic 2-form and neutral metric have the following local expressions:

$$\begin{aligned} \Omega &= 4(1 + \xi\bar{\xi})^{-2} \operatorname{Re} \left(d\eta \wedge d\bar{\xi} - \frac{2\bar{\xi}\eta}{1 + \xi\bar{\xi}} d\xi \wedge d\bar{\xi} \right), \\ \mathbb{G} &= 4(1 + \xi\bar{\xi})^{-2} \operatorname{Im} \left(d\bar{\eta} d\xi + \frac{2\bar{\xi}\eta}{1 + \xi\bar{\xi}} d\xi d\bar{\xi} \right). \end{aligned} \quad (4.1)$$

Definition 4.1.3. The canonical coordinates $(\xi, \bar{\xi})$ are called *Gauss coordinates* and $R = |\xi|$ is the *Gauss radius*. See the comments before Proposition 2.1.2.

This metric on TS^2 is of neutral signature $(+ + - -)$ and is conformally and scalar flat, but not Kähler-Einstein. It sits within a larger class of natural scalar flat neutral metrics on TN , where (N, g) is a Riemannian 2-manifold [9].

We turn now to immersed surfaces in TS^2 . Such 2-parameter families of oriented lines are often referred to as line congruences. Consider surfaces which are graphs of local sections of the bundle $\pi : TS^2 \rightarrow S^2$. Such local sections are given by $\xi \mapsto (\xi, \eta = F(\xi, \bar{\xi}))$, for some function $F : U \rightarrow \mathbb{C}$, for $U \subset \mathbb{C}$.

Definition 4.1.4. For a section $\eta = F(\xi, \bar{\xi})$, introduce the weighted complex slopes of F :

$$\sigma = -\partial\bar{F} \quad \rho = \vartheta + i\lambda = (1 + \xi\bar{\xi})^2 \partial[F(1 + \xi\bar{\xi})^{-2}].$$

Here, and throughout, ∂ represents differentiation with respect to ξ . The functions λ and σ are commonly referred to as the *twist* and *shear* of the underlying family Σ of oriented lines in \mathbb{E}^3 [19].

For later use we also introduce the notation

$$\Delta = \lambda^2 - |\sigma|^2 \quad \mu = \frac{|\sigma|}{|\lambda|}.$$

Note the two identities, which follow from these definitions:

$$-(1 + \xi\bar{\xi})^2 \partial \left[\frac{\bar{\sigma}}{(1 + \xi\bar{\xi})^2} \right] = \bar{\partial}\rho + \frac{2F}{(1 + \xi\bar{\xi})^2}, \quad (4.2)$$

$$\mathbb{I}m \partial \left\{ (1 + \xi\bar{\xi})^2 \partial \left[\frac{\bar{\sigma}}{(1 + \xi\bar{\xi})^2} \right] \right\} = \partial\bar{\partial}\lambda + \frac{2\lambda}{(1 + \xi\bar{\xi})^2}. \quad (4.3)$$

The geometric significance of λ and σ are:

Proposition 4.1.5. [8] *A surface Σ given by a local section $\eta = F(\xi, \bar{\xi})$ is Lagrangian iff $\lambda = 0$ and is holomorphic iff $\sigma = 0$.*

For the normal congruence Σ of a surface S in \mathbb{E}^3 the following relationship between the quantities σ and ρ and the principal curvatures and directions of S hold:

Proposition 4.1.6. *Let S be a convex surface in \mathbb{E}^3 and $\Sigma \subset TS^2$ be the surface formed by the 2-parameter family of oriented normals to S . Then Σ is the graph of a section and $\lambda = 0$.*

Moreover

$$|\sigma| = \frac{1}{2} |\kappa_1^{-1} - \kappa_2^{-1}| \quad r + \rho = \frac{1}{2} (\kappa_1^{-1} + \kappa_2^{-1}),$$

where κ_1, κ_2 are the principal curvatures of S and r is the support function of S (see below). The argument of σ gives the principal directions of S .

To construct the 1-parameter family of parallel surfaces in \mathbb{E}^3 from a Lagrangian section consider the following.

Proposition 4.1.7. [8] *Let Σ be a local Lagrangian section given by $\xi \mapsto (\xi, \eta = F(\xi, \bar{\xi}))$, for some function $F : \mathbb{C} \rightarrow \mathbb{C}$. Then there exists a real function $r : \mathbb{C} \rightarrow \mathbb{R}$, satisfying*

$$\bar{\partial}r = \frac{2F}{(1 + \xi\bar{\xi})^2}.$$

Such a function is defined up to an additive real constant C . In terms of Euclidean coordinates the surfaces

$$x^1 + ix^2 = \frac{2(F - \bar{F}\xi^2) + 2\xi(1 + \xi\bar{\xi})r}{(1 + \xi\bar{\xi})^2}, \quad x^3 = \frac{-2(F\bar{\xi} + \bar{F}\xi) + (1 - \xi^2\bar{\xi}^2)r}{(1 + \xi\bar{\xi})^2}, \quad (4.4)$$

are orthogonal to the oriented lines of Σ .

Definition 4.1.8. The function $r : S^2 \rightarrow \mathbb{R}$ in the previous Proposition is called the *support function*. Given a point p on a closed convex surface S , r is the distance between p and the point closest to the origin on the normal line through p .

The surfaces obtained by replacing r by $r + C$ are called *parallel surfaces*.

Returning to Example 2.1.4 we illustrate the preceding.

Example 4.1.9. *Consider the section with $F = (1 + \xi\bar{\xi})^2\bar{\xi}$. This is Lagrangian since*

$$\lambda = \mathbb{I}m \left((1 + \xi\bar{\xi})^2 \partial \left(\frac{F}{(1 + \xi\bar{\xi})^2} \right) \right) = 0,$$

and the support function is easily found to be $r = \xi^2 + \bar{\xi}^2 + C$.

To see that this surface has no umbilics, compute

$$\sigma = -\partial\bar{F} = -(1 + 4\xi\bar{\xi} + 3\xi^2\bar{\xi}^2) < 0.$$

To explicitly construct the surfaces, substitute the expressions for F and r in equations (4.4). The results are as given in Example 2.1.4.

For the induced metric we have:

Proposition 4.1.10. *The metric induced on the graph of a section by the Kähler metric is given in coordinates $(\xi, \bar{\xi})$ by;*

$$g = \frac{2}{(1 + \xi\bar{\xi})^2} \begin{bmatrix} i\sigma & -\lambda \\ -\lambda & -i\bar{\sigma} \end{bmatrix},$$

with inverse

$$g^{-1} = \frac{(1 + \xi\bar{\xi})^2}{2(\lambda^2 - \sigma\bar{\sigma})} \begin{bmatrix} i\bar{\sigma} & -\lambda \\ -\lambda & -i\sigma \end{bmatrix}.$$

Proof. This follows from pulling back the neutral metric (4.1) along a local section $\eta = F(\xi, \bar{\xi})$. \square

Definition 4.1.11. A surface $\Sigma \subset TS^2$ is *positive* if the induced metric on Σ is positive definite.

Proposition 4.1.12. *The induced metric on a Lagrangian surface is Lorentz, except at complex points, where it is degenerate. The induced metric on a holomorphic surface is positive, except at complex points, where it is degenerate.*

Proof. By the previous Proposition we see that the determinant of the induced metric is $2(1 + \xi\bar{\xi})^{-4}(\lambda^2 - \sigma\bar{\sigma})$, and the result follows. This is, in fact, a special case of Proposition 4.1.2. \square

Definition 4.1.13. Let $\chi : TS^2 \rightarrow \mathbb{R}$ be the map that takes an oriented line to the square of the perpendicular distance from the line to the origin.

Proposition 4.1.14. *The coordinate expression for χ is:*

$$\chi^2(\xi, \bar{\xi}, \eta, \bar{\eta}) = \frac{4\eta\bar{\eta}}{(1 + \xi\bar{\xi})^2}.$$

Proof. The point on an oriented line (ξ, η) which lies closest to the origin has Euclidean coordinates (see equation (4.4))

$$x_0^1 + ix_0^2 = -\frac{2(\eta - \bar{\eta}\xi^2)}{(1 + \xi\bar{\xi})^2}, \quad x_0^3 = -\frac{2(\eta\bar{\xi} + \bar{\eta}\xi)}{(1 + \xi\bar{\xi})^2},$$

and so the perpendicular distance to the origin is

$$\chi^2 = (x_0^1)^2 + (x_0^2)^2 + (x_0^3)^2 = \frac{4\eta\bar{\eta}}{(1 + \xi\bar{\xi})^2}.$$

\square

Note 4.1.15. In Section 2.1 we have seen that umbilic points on surfaces in \mathbb{E}^3 give rise to complex points on Lagrangian surfaces in TS^2 and now we see that these correspond to degeneracies in the induced Lorentz metric. Thus the Carathéodory conjecture bounds the number of degenerate points on certain Lorentz surfaces, and the hyperbolic nature (and hence difficulty) of the problem becomes evident.

In order to continue, we introduce geometric tools which will prove useful later.

4.2. The second fundamental form of a surface in TS^2 . Let $\Sigma \rightarrow TS^2$ be an immersed surface and assume that the induced metric on Σ is positive, so that for $\gamma \in \Sigma$ we have the orthogonal splitting $T_\gamma TS^2 = T_\gamma \Sigma \oplus N_\gamma \Sigma$. In what follows we omit the subscript γ .

Proposition 4.2.1. *If Σ is a positive surface given by the graph $\xi \rightarrow (\xi, \eta = F(\xi, \bar{\xi}))$, then the following vector fields form an orthonormal basis for $TT\Sigma^2$ along Σ :*

$$\begin{aligned} E_{(1)} &= 2\mathbb{R}e \left[\alpha_1 \left(\frac{\partial}{\partial \xi} + \partial F \frac{\partial}{\partial \eta} + \partial \bar{F} \frac{\partial}{\partial \bar{\eta}} \right) \right], \\ E_{(2)} &= 2\mathbb{R}e \left[\alpha_2 \left(\frac{\partial}{\partial \xi} + \partial F \frac{\partial}{\partial \eta} + \partial \bar{F} \frac{\partial}{\partial \bar{\eta}} \right) \right], \\ E_{(3)} &= 2\mathbb{R}e \left[\alpha_2 \left(\frac{\partial}{\partial \xi} + (\partial \bar{F} - 2(F\partial u - \bar{F}\partial u)) \frac{\partial}{\partial \eta} - \partial \bar{F} \frac{\partial}{\partial \bar{\eta}} \right) \right], \end{aligned}$$

$$E_{(4)} = 2\mathbb{R}e \left[\alpha_1 \left(\frac{\partial}{\partial \xi} + (\bar{\partial}\bar{F} - 2(F\partial u - \bar{F}\bar{\partial}u)) \frac{\partial}{\partial \eta} - \partial\bar{F} \frac{\partial}{\partial \bar{\eta}} \right) \right],$$

for

$$\alpha_1 = \frac{e^{-u - \frac{1}{2}\phi i + \frac{1}{4}\pi i}}{\sqrt{2}[-\lambda - |\sigma|]^{\frac{1}{2}}}, \quad \alpha_2 = \frac{e^{-u - \frac{1}{2}\phi i - \frac{1}{4}\pi i}}{\sqrt{2}[-\lambda + |\sigma|]^{\frac{1}{2}}},$$

where $\bar{\partial}F = -|\sigma|e^{-i\phi}$ and we have introduced $e^{2u} = 4(1 + \xi\bar{\xi})^{-2}$. Note that when $|\sigma| = 0$, then ϕ is just a gauge freedom for the frame.

Moreover, $\{E_{(1)}, E_{(2)}\}$ span $T\Sigma$ and $\{E_{(3)}, E_{(4)}\}$ span $N\Sigma$.

Using the same notation as above:

Proposition 4.2.2. *The dual basis of 1-forms is:*

$$\begin{aligned} \theta^{(1)} &= \mathbb{I}m \left[(\alpha_1 \partial \bar{F} + \bar{\alpha}_1 (\bar{\partial} \bar{F} - 2(F\partial u - \bar{F}\bar{\partial}u))) d\xi - \bar{\alpha}_1 d\eta \right] e^{2u}, \\ \theta^{(2)} &= \mathbb{I}m \left[(\alpha_2 \partial \bar{F} + \bar{\alpha}_2 (\bar{\partial} \bar{F} - 2(F\partial u - \bar{F}\bar{\partial}u))) d\xi - \bar{\alpha}_2 d\eta \right] e^{2u}, \\ \theta^{(3)} &= \mathbb{I}m \left[(\alpha_2 \partial \bar{F} - \bar{\alpha}_2 \partial F) d\xi + \bar{\alpha}_2 d\eta \right] e^{2u}, \\ \theta^{(4)} &= \mathbb{I}m \left[(\alpha_1 \partial \bar{F} - \bar{\alpha}_1 \partial F) d\xi + \bar{\alpha}_1 d\eta \right] e^{2u}. \end{aligned}$$

Definition 4.2.3. We refer to the above frame as the *canonical frame* associated with the positive surface Σ . Any other frame that respects the tangent and normal splitting $TTS^2 = T\Sigma \oplus N\Sigma$ is of the form

$$\begin{aligned} E'_{(1)} &= \cos \theta E_{(1)} - \sin \theta E_{(2)}, \\ E'_{(2)} &= \sin \theta E_{(1)} + \cos \theta E_{(2)}, \\ E'_{(3)} &= \cos \psi E_{(3)} + \sin \psi E_{(4)}, \\ E'_{(4)} &= -\sin \psi E_{(3)} + \cos \psi E_{(4)}, \end{aligned}$$

for some $\theta, \psi \in S^1$.

Now consider the Levi-Civita connection $\bar{\nabla}$ associated with \mathbb{G} and for $X, Y \in T\Sigma$ we have the orthogonal splitting

$$\bar{\nabla}_X Y = \nabla_X^{\parallel} Y + A(X, Y),$$

where $A : T\Sigma \times T\Sigma \rightarrow N\Sigma$ is the second fundamental form of the immersed surface Σ .

Let $\Delta = \lambda^2 - |\sigma|^2$, not to be confused with the Laplacian Δ of the last section.

Proposition 4.2.4. *The second fundamental form is:*

$$A(e_{(a)}, e_{(b)}) = 2\mathbb{R}e \left[\beta_{ab} \left(\frac{\partial}{\partial \xi} + (\bar{\partial}\bar{F} - 2(F\partial u - \bar{F}\bar{\partial}u)) \frac{\partial}{\partial \eta} - \partial\bar{F} \frac{\partial}{\partial \bar{\eta}} \right) \right],$$

for $a, b = 1, 2$, where

$$\begin{aligned} \beta_{11} &= [i\lambda\partial|\sigma| - \sigma\bar{\partial}|\sigma| + i\lambda\partial\lambda - \sigma\bar{\partial}\lambda + |\sigma|(|\sigma| + \lambda)(\partial\phi - ie^{i\phi}\bar{\partial}\phi + 2i\partial u - 2e^{i\phi}\bar{\partial}u)] \\ &\quad / [2e^{2u+i\phi}(|\sigma| + \lambda)^2(-|\sigma| + \lambda)], \\ \beta_{22} &= [-i\lambda\partial|\sigma| + \sigma\bar{\partial}|\sigma| + i\lambda\partial\lambda - \sigma\bar{\partial}\lambda + |\sigma|(|\sigma| - \lambda)(\partial\phi + ie^{i\phi}\bar{\partial}\phi + 2i\partial u + 2e^{i\phi}\bar{\partial}u)] \\ &\quad / [2e^{2u+i\phi}(|\sigma| - \lambda)^2(-|\sigma| - \lambda)], \end{aligned}$$

$$\beta_{12} = \frac{(-|\sigma|\partial|\sigma| + i\lambda e^{i\phi}\bar{\partial}|\sigma| + \lambda\partial\lambda - i\sigma\bar{\partial}\lambda)}{\left[2e^{2u+i\phi}(|\sigma|^2 - \lambda^2)\sqrt{|\Delta|}\right]}.$$

Proof. Consider the parallel and perpendicular projection operators $\|P : TTS^2 \rightarrow T\Sigma$ and ${}^\perp P : TTS^2 \rightarrow N\Sigma$. These are given in terms of an adapted frame by

$$\|P_j^k = \delta_j^k - E_{(3)}^k\theta_j^{(3)} - E_{(4)}^k\theta_j^{(4)} \quad {}^\perp P_j^k = \delta_j^k - E_{(1)}^k\theta_j^{(1)} - E_{(2)}^k\theta_j^{(2)}.$$

The parallel projection operator has the following coordinate description:

$$\begin{aligned} \|P_{\bar{\eta}}^\xi &= -\frac{1}{2\Delta}\bar{\sigma} & \|P_{\bar{\xi}}^\xi &= -\frac{1}{2\Delta}(\bar{\partial}\bar{F} + \lambda i)\bar{\sigma}, \\ \|P_{\eta}^\xi &= -\frac{1}{2\Delta}\lambda i & \|P_{\xi}^\xi &= \frac{1}{2\Delta}[(\partial F - 2\lambda i)\lambda i - |\sigma|^2], \\ \|P_{\bar{\eta}}^\eta &= \frac{1}{2\Delta}\bar{\sigma}(\partial F - \lambda i) & \|P_{\bar{\xi}}^\eta &= \frac{1}{2\Delta}[-\bar{\sigma}[\partial F\bar{\partial}\bar{F} - |\sigma|^2 - \lambda i(\bar{\partial}\bar{F} - \partial F)] + 2\lambda^2], \\ \|P_{\eta}^\eta &= -\frac{1}{2\Delta}[\lambda i\partial F + |\sigma|^2] & \|P_{\xi}^\eta &= \frac{1}{2\Delta}\lambda i[(\partial F - 2\lambda i)\partial F - |\sigma|^2], \end{aligned}$$

while the perpendicular projection operator is

$$\begin{aligned} {}^\perp P_{\bar{\xi}}^\xi &= \|P_{\bar{\eta}}^\eta & {}^\perp P_{\bar{\xi}}^\xi &= -\|P_{\xi}^\xi & {}^\perp P_{\eta}^\xi &= -\|P_{\eta}^\xi & {}^\perp P_{\bar{\eta}}^\xi &= -\|P_{\bar{\eta}}^\xi, \\ {}^\perp P_{\xi}^\eta &= -\|P_{\xi}^\eta & {}^\perp P_{\xi}^\eta &= -\|P_{\eta}^\eta & {}^\perp P_{\eta}^\eta &= \|P_{\xi}^\xi & {}^\perp P_{\eta}^\eta &= -\|P_{\eta}^\eta. \end{aligned}$$

In terms of a frame in which $\{E_{(1)}, E_{(2)}\}$ span the tangent space of Σ , the second fundamental form

$$A_{(ab)}^j = {}^\perp P_k^j E_{(a)}^l \bar{\nabla}_l E_{(b)}^k.$$

The result follows by direct computation of these quantities. \square

Proposition 4.2.5. *The mean curvature vector of the surface Σ is:*

$$H = 2\Re e \left[\gamma \left(\frac{\partial}{\partial \xi} + (\bar{\partial}\bar{F} - 2(F\partial u - \bar{F}\bar{\partial}u))\frac{\partial}{\partial \eta} - \partial\bar{F}\frac{\partial}{\partial \bar{\eta}} \right) \right],$$

where

$$\gamma = \frac{[-\lambda(-i\lambda\partial|\sigma| + \sigma\bar{\partial}|\sigma|) - |\sigma|(i\lambda\partial\lambda - \sigma\bar{\partial}\lambda) - |\sigma|(|\sigma|^2 - \lambda^2)(\partial\phi + 2i\partial u)]}{[e^{2u+i\phi}(|\sigma|^2 - \lambda^2)^2]}.$$

Proof. The mean curvature vector of the surface Σ is the trace of the second fundamental form, which is

$$H^j = H_{(11)}^j + H_{(22)}^j.$$

The result follows from computing this with the aid of the previous Proposition. \square

Note 4.2.6. We can also write the mean curvature vector component (see [10] for a variational derivation of this formula)

$$H^\xi = \frac{2e^{-2u}}{\sqrt{|\lambda^2 - |\sigma|^2|}} \left[ie^{-2u}\partial \left(\frac{\bar{\sigma}e^{2u}}{\sqrt{|\lambda^2 - |\sigma|^2|}} \right) - \bar{\partial} \left(\frac{\lambda}{\sqrt{|\lambda^2 - |\sigma|^2|}} \right) \right]. \quad (4.5)$$

Corollary 4.2.7. *A holomorphic graph has vanishing mean curvature.*

Proof. This follows from inserting $\sigma = 0$ in equation (4.5). \square

4.3. Angles between positive surfaces. In section 3.2 a reduction of the action of the action of the group $O(n, m)$ by the maximal compact subgroup $O(n) \times O(m)$ led to a matrix of angles between pairs of positive n -planes in \mathbb{E}^{n+m} . This reduction carries over to $n + m$ -dimensional manifolds and we now consider in more detail the case of intersecting positive surfaces in (TS^2, \mathbb{G}) .

The positive surfaces we have in mind are the flowing disc $f_s(D)$ and the boundary surface $\tilde{\Sigma}$ intersecting along $f_s(\partial D)$. While we are working pointwise along this intersection, for ease of notation we drop any mention of the point of intersection.

Assume that $f_s(D)$ and $\tilde{\Sigma}$ are positive and intersect at a point. Choose an orthonormal frame $E_{(\mu)} = \{e_{(1)}, e_{(2)}, f_{(1)}, f_{(2)}\}$ and coframe $E^{(\mu)} = \{e^{(1)}, e^{(2)}, f^{(1)}, f^{(2)}\}$ so that $\{e_{(a)}\}$ span the tangent plane $Tf_s(D)$, while $\{f_{(a)}\}$ span the normal plane $Nf_s(D)$. Similarly, let $\tilde{E}_{(\mu)} = \{\tilde{e}_{(1)}, \tilde{e}_{(2)}, \tilde{f}_{(1)}, \tilde{f}_{(2)}\}$ and $\tilde{E}^{(\mu)} = \{\tilde{e}^{(1)}, \tilde{e}^{(2)}, \tilde{f}^{(1)}, \tilde{f}^{(2)}\}$ be similar frames and coframes for $\tilde{\Sigma}$.

Definition 4.3.1. For frames as above define the 4×4 matrix

$$M_{(\mu)}^{(\nu)} = \langle E_{(\mu)}, \tilde{E}^{(\nu)} \rangle .$$

Then

Proposition 4.3.2. *There exist adapted frames such that the matrix M has the form:*

$$M = \begin{pmatrix} \cosh A & 0 & 0 & \sinh A \\ 0 & \cosh B & \sinh B & 0 \\ 0 & \sinh B & \cosh B & 0 \\ \sinh A & 0 & 0 & \cosh A \end{pmatrix},$$

for hyperbolic angles $A, B \in \mathbb{R}$.

Proof. This is a special case of Proposition 3.2.2. □

Corollary 4.3.3. *In the special case where $f_s(D)$ and $\tilde{\Sigma}$ intersect along a curve the angle matrix reduces to*

$$M = \begin{pmatrix} 1 & 0 & 0 & 0 \\ 0 & \cosh B & \sinh B & 0 \\ 0 & \sinh B & \cosh B & 0 \\ 0 & 0 & 0 & 1 \end{pmatrix}.$$

Here we have established the basic fact of neutral geometry that if two positive planes intersect on a line, then their normal planes must also intersect each other in a line. To pursue this further we need to relate the various angles between the tangent and normal planes of the two surfaces and their intersections, together with their complex slopes.

Proposition 4.3.4. *Define $\mu = |\sigma|/|\lambda|$ and $\tilde{\mu} = |\tilde{\sigma}|/|\tilde{\lambda}|$. By positivity of the surfaces $\mu < 1$ and $\tilde{\mu} < 1$. Then*

$$\begin{aligned} \cosh B &= \frac{(1 - \tilde{\mu}^2)(1 + 2 \cos 2\theta \mu + \mu^2) + (1 - \mu^2)(1 + 2 \cos 2\tilde{\theta} \tilde{\mu} + \tilde{\mu}^2)}{2(1 - \tilde{\mu}^2)^{\frac{1}{2}}(1 - \mu^2)^{\frac{1}{2}}(1 + \cos 2\theta \mu)(1 + \cos 2\tilde{\theta} \tilde{\mu})} \\ &\quad - \frac{\sin 2\theta \sin 2\tilde{\theta} \mu \tilde{\mu}}{(1 + \cos 2\theta \mu)(1 + \cos 2\tilde{\theta} \tilde{\mu})} \\ &= \frac{(1 - \tilde{\mu}^2)(1 + 2 \cos 2\psi \mu + \mu^2) + (1 - \mu^2)(1 + 2 \cos 2\tilde{\psi} \tilde{\mu} + \tilde{\mu}^2)}{2(1 - \tilde{\mu}^2)^{\frac{1}{2}}(1 - \mu^2)^{\frac{1}{2}}(1 + \cos 2\psi \mu)(1 + \cos 2\tilde{\psi} \tilde{\mu})} \\ &\quad - \frac{\sin 2\psi \sin 2\tilde{\psi} \mu \tilde{\mu}}{(1 + \cos 2\psi \mu)(1 + \cos 2\tilde{\psi} \tilde{\mu})}, \end{aligned} \quad (4.6)$$

where $\theta, \tilde{\theta}, \psi$ and $\tilde{\psi}$ determine the angles that the lines of intersection make with the canonical frames on $TD, T\tilde{\Sigma}, ND$ and $N\tilde{\Sigma}$, respectively.

Proof. Consider the tangent space to a point $\gamma \in D \cap \tilde{\Sigma}$ (assumed to be non-empty). This can be split two distinct ways

$$T_\gamma TS^2 = T_\gamma D \oplus N_\gamma D = T_\gamma \tilde{\Sigma} \oplus N_\gamma \tilde{\Sigma},$$

and adapted orthonormal bases $\{e_{(a)}, f_{(b)}\}_{a,b=1}^2$ and $\{\tilde{e}_{(a)}, \tilde{f}_{(b)}\}_{a,b=1}^2$ chosen for the splittings (respectively).

Recall the canonical frames from Proposition 4.2.1:

$$\begin{aligned} e_{(1)} &= 2\mathbb{R}e \left[\alpha_1 \left(\frac{\partial}{\partial \xi} + \partial F \frac{\partial}{\partial \eta} + \partial \bar{F} \frac{\partial}{\partial \bar{\eta}} \right) \right], \\ e_{(2)} &= 2\mathbb{R}e \left[\alpha_2 \left(\frac{\partial}{\partial \xi} + \partial F \frac{\partial}{\partial \eta} + \partial \bar{F} \frac{\partial}{\partial \bar{\eta}} \right) \right], \\ f_{(1)} &= 2\mathbb{R}e \left[\alpha_2 \left(\frac{\partial}{\partial \xi} + (\partial \bar{F} - 2(F\partial u - \bar{F}\partial u)) \frac{\partial}{\partial \eta} - \partial \bar{F} \frac{\partial}{\partial \bar{\eta}} \right) \right], \\ f_{(2)} &= 2\mathbb{R}e \left[\alpha_1 \left(\frac{\partial}{\partial \xi} + (\partial \bar{F} - 2(F\partial u - \bar{F}\partial u)) \frac{\partial}{\partial \eta} - \partial \bar{F} \frac{\partial}{\partial \bar{\eta}} \right) \right], \end{aligned}$$

for

$$\alpha_1 = \frac{e^{-u - \frac{1}{2}\phi i + \frac{1}{4}\pi i}}{\sqrt{2}[-\lambda - |\sigma|]^{\frac{1}{2}}}, \quad \alpha_2 = \frac{e^{-u - \frac{1}{2}\phi i - \frac{1}{4}\pi i}}{\sqrt{2}[-\lambda + |\sigma|]^{\frac{1}{2}}}, \quad (4.7)$$

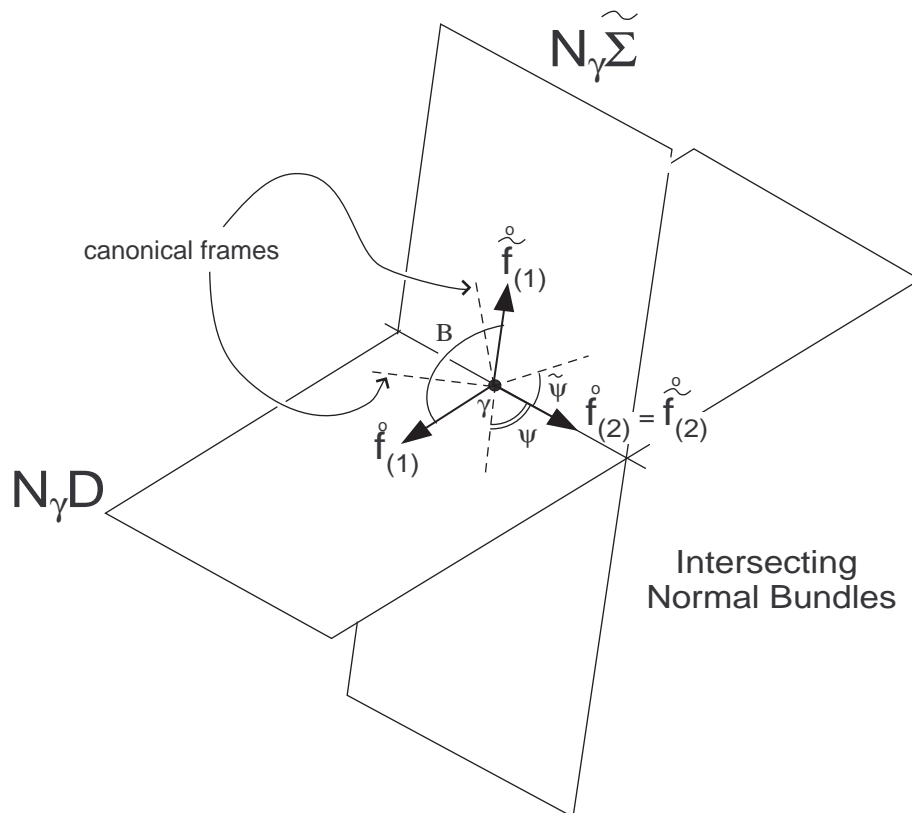
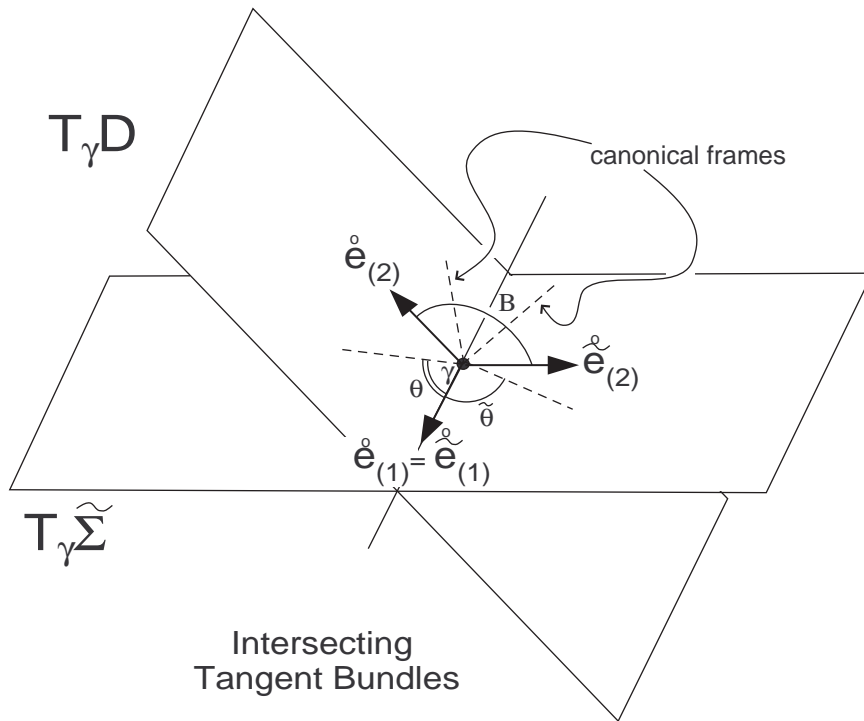
where $\partial \bar{F} = -|\sigma|e^{-i\phi}$ and $e^{2u} = 4(1 + \xi\bar{\xi})^{-2}$.

Analogous expressions hold for the bases of $T\tilde{\Sigma}$ and $N\tilde{\Sigma}$, with a tilde on appropriate quantities.

Assume that D and $\tilde{\Sigma}$ intersect along a curve and rotate the frames in the tangent bundle so that the first vector of each basis coincide and lie along the tangent to the intersection. Thus, referring to the above frames, there exists rotated frames $\{\hat{e}_{(a)}, \hat{f}_{(b)}\}$ and $\{\tilde{\hat{e}}_{(a)}, \tilde{\hat{f}}_{(b)}\}$ with

$$\begin{aligned} \hat{e}_{(1)} &= \cos \theta e_{(1)} - \sin \theta e_{(2)}, & \tilde{\hat{e}}_{(2)} &= \sin \theta e_{(1)} + \cos \theta e_{(2)}, \\ \tilde{\hat{e}}_{(1)} &= \cos \tilde{\theta} \tilde{e}_{(1)} - \sin \tilde{\theta} \tilde{e}_{(2)}, & \hat{e}_{(2)} &= \sin \tilde{\theta} \tilde{e}_{(1)} + \cos \tilde{\theta} \tilde{e}_{(2)}, \end{aligned}$$

and $\hat{e}_{(1)} = \tilde{\hat{e}}_{(1)}$, for some $\theta, \tilde{\theta} \in [0, 2\pi)$.



Now compute $\cosh B = \mathbb{G}(\mathring{e}_{(2)}, \mathring{e}_{(2)})$ with the aid of these expressions. First note that $\mathring{e}_{(1)} = \mathring{e}_{(1)}$ implies that

$$\cos \theta \alpha_1 - \sin \theta \alpha_2 = \cos \tilde{\theta} \tilde{\alpha}_1 - \sin \tilde{\theta} \tilde{\alpha}_2, \quad (4.8)$$

$$(\cos \theta \alpha_1 - \sin \theta \alpha_2) \partial(F - \tilde{F}) + (\cos \theta \tilde{\alpha}_1 - \sin \theta \tilde{\alpha}_2) \bar{\partial}(F - \tilde{F}) = 0. \quad (4.9)$$

Substituting the expressions for α_1 and α_2 in equation (4.8), we find

$$e^{\frac{1}{2}\phi} \left(\frac{\cos \theta}{[-\lambda - |\sigma|]^{\frac{1}{2}}} - \frac{i \sin \theta}{[-\lambda + |\sigma|]^{\frac{1}{2}}} \right) = e^{\frac{1}{2}\tilde{\phi}} \left(\frac{\cos \tilde{\theta}}{[-\tilde{\lambda} - |\tilde{\sigma}|]^{\frac{1}{2}}} - \frac{i \sin \tilde{\theta}}{[-\tilde{\lambda} + |\tilde{\sigma}|]^{\frac{1}{2}}} \right). \quad (4.10)$$

The norm and argument of this equation give

$$(\tilde{\lambda}^2 - |\tilde{\sigma}|^2)(-\lambda + |\sigma| \cos 2\theta) = (\lambda^2 - |\sigma|^2)(-\tilde{\lambda} + |\tilde{\sigma}| \cos 2\tilde{\theta}), \quad (4.11)$$

and

$$e^{(\phi - \tilde{\phi})i} = \frac{(\lambda^2 - |\sigma|^2)(|\tilde{\sigma}| - \tilde{\lambda} \cos 2\tilde{\theta} - i(\tilde{\lambda}^2 - |\tilde{\sigma}|^2)^{\frac{1}{2}} \sin 2\tilde{\theta})}{(\tilde{\lambda}^2 - |\tilde{\sigma}|^2)(|\sigma| - \lambda \cos 2\theta - i(\lambda^2 - |\sigma|^2)^{\frac{1}{2}} \sin 2\theta)}. \quad (4.12)$$

Moreover, introducing the complex slopes σ and $\rho = \vartheta + i\lambda$ as before, equation (4.9) can be split into real and imaginary parts. The result, with the aid of equation (4.12), is

$$\vartheta - \tilde{\vartheta} = \frac{\sin 2\tilde{\theta}(\tilde{\lambda}^2 - |\tilde{\sigma}|^2)^{\frac{1}{2}}}{-\tilde{\lambda} + |\tilde{\sigma}| \cos 2\tilde{\theta}} |\tilde{\sigma}| - \frac{\sin 2\theta(\lambda^2 - |\sigma|^2)^{\frac{1}{2}}}{-\lambda + |\sigma| \cos 2\theta} |\sigma|, \quad (4.13)$$

and

$$\lambda - \tilde{\lambda} = -\frac{\tilde{\lambda} \cos 2\tilde{\theta} - |\tilde{\sigma}|}{-\tilde{\lambda} + |\tilde{\sigma}| \cos 2\tilde{\theta}} |\tilde{\sigma}| + \frac{\lambda \cos 2\theta - |\sigma|}{-\lambda + |\sigma| \cos 2\theta} |\sigma|. \quad (4.14)$$

Note that equations (4.11) and (4.14) are, in fact, the same equation.

We now compute, with the aid of the metric expression, that

$$\begin{aligned} \mathbb{G}(\mathring{e}_{(2)}, \mathring{e}_{(2)}) &= \frac{4}{(1 + \xi \bar{\xi})^2} \operatorname{Im} \left[(\sin \theta \tilde{\alpha}_1 + \cos \theta \tilde{\alpha}_2)(\sin \tilde{\theta} \tilde{\alpha}_1 + \cos \tilde{\theta} \tilde{\alpha}_2)(\bar{\rho} - \rho) \right. \\ &\quad \left. - (\sin \theta \alpha_1 + \cos \theta \alpha_2)(\sin \tilde{\theta} \tilde{\alpha}_1 + \cos \tilde{\theta} \tilde{\alpha}_2)(\tilde{\sigma} + \sigma) \right]. \end{aligned}$$

The expression for the angle given in the Proposition follows from a lengthy computation in which equations (4.12) and (4.13), recalling that $\rho = \vartheta + i\lambda$, along with the definitions of α_1 and α_2 given in equations (4.7), are substituted in the above expression. These result in

$$\begin{aligned} \cosh B &= -\frac{(\lambda^2 - |\sigma|^2)^{\frac{1}{2}}}{(\tilde{\lambda}^2 - |\tilde{\sigma}|^2)^{\frac{1}{2}}(-\lambda + |\sigma| \cos 2\theta)} \left(\lambda + \frac{\tilde{\lambda} \cos 2\tilde{\theta} - |\tilde{\sigma}|}{|\tilde{\sigma}| \cos 2\tilde{\theta} - \tilde{\lambda}} |\tilde{\sigma}| \right) \\ &\quad - \frac{\sin 2\theta \sin 2\tilde{\theta} |\sigma| |\tilde{\sigma}|}{(-\lambda + |\sigma| \cos 2\theta)(-\tilde{\lambda} + |\tilde{\sigma}| \cos 2\tilde{\theta})}, \end{aligned} \quad (4.15)$$

where the intersection constraint is

$$(\tilde{\lambda}^2 - |\tilde{\sigma}|^2)(-\lambda + |\sigma| \cos 2\theta) = (\lambda^2 - |\sigma|^2)(-\tilde{\lambda} + |\tilde{\sigma}| \cos 2\tilde{\theta}). \quad (4.16)$$

The first equation of the Proposition follows from using the definitions $\mu = |\sigma|/|\lambda|$ and $\tilde{\mu} = |\tilde{\sigma}|/|\tilde{\lambda}|$. Note that, the intersection equation can be taken as defining the ratio of the twists of the intersecting surfaces:

$$\frac{\tilde{\lambda}}{\lambda} = \frac{(1 - \mu^2)(1 + \cos 2\tilde{\theta} \tilde{\mu})}{(1 - \tilde{\mu}^2)(1 + \cos 2\theta \mu)}. \quad (4.17)$$

The preceding arguments which involve the angles θ and $\tilde{\theta}$, can also be expressed in terms of the angles ψ and $\tilde{\psi}$ tracking the intersection of the *normal* bundles ND and $N\tilde{\Sigma}$, respectively.

More specifically suppose that the adapted frames in the normal bundles are

$$\begin{aligned} \mathring{f}_{(1)} &= \cos \psi f_{(1)} + \sin \psi f_{(2)}, & \mathring{f}_{(2)} &= -\sin \psi f_{(1)} + \cos \psi f_{(2)}, \\ \mathring{\tilde{f}}_{(1)} &= \cos \tilde{\psi} \tilde{f}_{(1)} + \sin \tilde{\psi} \tilde{f}_{(2)}, & \mathring{\tilde{f}}_{(2)} &= -\sin \tilde{\psi} \tilde{f}_{(1)} + \cos \tilde{\psi} \tilde{f}_{(2)}, \end{aligned}$$

and $\mathring{f}_{(2)} = \mathring{\tilde{f}}_{(2)}$, for some $\psi, \tilde{\psi} \in [0, 2\pi)$.

Then the angle can be computed using $\cosh B = -\mathbb{G}(\mathring{f}_{(1)}, \mathring{\tilde{f}}_{(1)})$ which yields the second part of the Proposition.

We also have the relations (*c.f.* equations (4.11), (4.12) and (4.13)):

$$\begin{aligned} (\tilde{\lambda}^2 - |\tilde{\sigma}|^2)(-\lambda + |\sigma| \cos 2\psi) &= (\lambda^2 - |\sigma|^2)(-\tilde{\lambda} + |\tilde{\sigma}| \cos 2\tilde{\psi}), \\ e^{(\phi - \tilde{\phi})i} &= \frac{(\lambda^2 - |\sigma|^2)(|\tilde{\sigma}| - \tilde{\lambda} \cos 2\tilde{\psi} - i(\tilde{\lambda}^2 - |\tilde{\sigma}|^2)^{\frac{1}{2}} \sin 2\tilde{\psi})}{(\lambda^2 - |\sigma|^2)(|\sigma| - \lambda \cos 2\psi - i(\lambda^2 - |\sigma|^2)^{\frac{1}{2}} \sin 2\psi)}, \\ \vartheta - \tilde{\vartheta} &= -\frac{\sin 2\tilde{\psi}(\tilde{\lambda}^2 - |\tilde{\sigma}|^2)^{\frac{1}{2}}}{-\tilde{\lambda} + |\tilde{\sigma}| \cos 2\tilde{\psi}} |\tilde{\sigma}| + \frac{\sin 2\psi(\lambda^2 - |\sigma|^2)^{\frac{1}{2}}}{-\lambda + |\sigma| \cos 2\psi} |\sigma|. \end{aligned}$$

□

We now state a series of corollaries to these relations that play a key role in controlling the flow of the edge.

Corollary 4.3.5. *If $f_s(D)$ is holomorphic along $f_s(\partial D)$, then*

$$\cosh B = \frac{\text{Area}_{\Omega}(T\tilde{\Sigma})}{\text{Area}_{\mathbb{G}}(T\tilde{\Sigma})}.$$

Corollary 4.3.6. *The hyperbolic angle can also be written*

$$\begin{aligned} \cosh B &= \frac{|\lambda|^{\frac{1}{2}}(1 + 2\mu \cos 2\theta + \mu^2)}{2|\tilde{\lambda}|^{\frac{1}{2}}(1 + \mu \cos 2\theta)^{\frac{3}{2}}(1 + \tilde{\mu} \cos 2\tilde{\theta})^{\frac{1}{2}}} + \frac{|\tilde{\lambda}|^{\frac{1}{2}}(1 + 2\tilde{\mu} \cos 2\tilde{\theta} + \tilde{\mu}^2)}{2|\lambda|^{\frac{1}{2}}(1 + \mu \cos 2\theta)^{\frac{1}{2}}(1 + \tilde{\mu} \cos 2\tilde{\theta})^{\frac{3}{2}}} \\ &\quad - \frac{\sin 2\theta \sin 2\tilde{\theta}}{(1 + \mu \cos 2\theta)(1 + \tilde{\mu} \cos 2\tilde{\theta})}, \\ &= \frac{|\lambda|^{\frac{1}{2}}(1 + 2\mu \cos 2\psi + \mu^2)}{2|\tilde{\lambda}|^{\frac{1}{2}}(1 + \mu \cos 2\psi)^{\frac{3}{2}}(1 + \tilde{\mu} \cos 2\tilde{\psi})^{\frac{1}{2}}} + \frac{|\tilde{\lambda}|^{\frac{1}{2}}(1 + 2\tilde{\mu} \cos 2\tilde{\psi} + \tilde{\mu}^2)}{2|\lambda|^{\frac{1}{2}}(1 + \mu \cos 2\psi)^{\frac{1}{2}}(1 + \tilde{\mu} \cos 2\tilde{\psi})^{\frac{3}{2}}} \\ &\quad - \frac{\sin 2\psi \sin 2\tilde{\psi}}{(1 + \mu \cos 2\psi)(1 + \tilde{\mu} \cos 2\tilde{\psi})}, \end{aligned} \quad (4.18)$$

Proof. The two equality follows from Proposition 4.3.4 and equation (4.17) and the equivalent ψ version. \square

Corollary 4.3.7. *The hyperbolic angle between two intersecting positive planes satisfies the inequalities*

$$\frac{1 - \mu\tilde{\mu}}{(1 - \mu^2)^{\frac{1}{2}}(1 - \tilde{\mu}^2)^{\frac{1}{2}}} \leq \cosh B \leq \frac{1 + \mu\tilde{\mu}}{(1 - \mu^2)^{\frac{1}{2}}(1 - \tilde{\mu}^2)^{\frac{1}{2}}}.$$

Proof. These follow from maximizing and minimizing $\cosh B$ over θ and $\tilde{\theta}$. \square

Corollary 4.3.8. *Consider the set U_B of pairs of intersecting positive planes with fixed hyperbolic angle B in $\mathbb{R}^{2,2}$. Let $(P_s, \tilde{P}_s) \in U_B$ be a curve of pairs of planes for $s \in [0, 1)$. Then $\lim_{s \rightarrow 1} P_s$ is degenerate iff $\lim_{s \rightarrow 1} \tilde{P}_s$ is degenerate.*

Proof. From the left-hand inequality of the previous Corollary it is clear that, for fixed B , $\lim_{s \rightarrow 1} \mu = 1$ iff $\lim_{s \rightarrow 1} \tilde{\mu} = 1$. \square

Corollary 4.3.9. *The following inequality holds for intersecting positive planes forming an angle $B > 0$:*

$$\frac{\tilde{\mu} - \cosh B \sinh B (1 - \tilde{\mu}^2)}{\tilde{\mu}^2 + \cosh^2 B (1 - \tilde{\mu}^2)} \leq \mu \leq \frac{\tilde{\mu} + \cosh B \sinh B (1 - \tilde{\mu}^2)}{\tilde{\mu}^2 + \cosh^2 B (1 - \tilde{\mu}^2)}, \quad (4.19)$$

which can also be written

$$\frac{\cosh B - \tilde{\mu} \sinh B}{(1 - \tilde{\mu}^2)^{\frac{1}{2}}} \leq \frac{1}{(1 - \mu^2)^{\frac{1}{2}}} \leq \frac{\cosh B + \tilde{\mu} \sinh B}{(1 - \tilde{\mu}^2)^{\frac{1}{2}}}. \quad (4.20)$$

5. Mean Curvature Flow With Boundary in TS^2

Throughout we use the term positive surface to mean spacelike surface: the induced metric is positive definite.

5.1. The I.B.V.P.. We now investigate the initial boundary value problem of section 2.3, namely unparameterised mean curvature flow with boundary conditions:

I.B.V.P.

Consider a family of positive sections $f_s : D \rightarrow TS^2$ such that

$$\frac{df^\perp}{ds} = H,$$

with initial and boundary conditions:

- (i) $f_0(D) = \Sigma_0$,
- (ii) $f_s(\partial D) \subset \tilde{\Sigma}$,
- (iii) the hyperbolic angle B between $Tf_s(D)$ and $T\tilde{\Sigma}$ is constant along $f_s(\partial D)$,
- (iv) $f_s(\partial D)$ is asymptotically holomorphic: $|\bar{\partial}f_s| = C/(1+s)$,

where H is the mean curvature vector of $f_s(D)$, and Σ_0 and $\tilde{\Sigma}$ are some given positive sections.

We consider this flow when the flowing and boundary surfaces are graphs of sections of $TS^2 \rightarrow S^2$. In this case it is most convenient to use the base to parameterize the surfaces. That is, we consider a flowing surface given by $\xi \mapsto (\xi, \eta = F_s(\xi, \bar{\xi}))$ and boundary surface given by $\xi \mapsto (\xi, \eta = \tilde{F}(\xi, \bar{\xi}))$. We show that under the flow, the surface remains a graph.

For the moment, we compute the explicit expressions for the flow of the function F_s .

Proposition 5.1.1. *For a graph in TS^2 , the mean curvature flow is*

$$\begin{aligned} \frac{\partial F}{\partial s} &= g^{jk} \partial_j \partial_k F + \frac{i\bar{\sigma}}{\Delta} ((\sigma\xi - \bar{\rho}\bar{\xi})(1 + \xi\bar{\xi}) + \bar{F} - \xi^2 F) \\ &= \frac{(1 + \xi\bar{\xi})^2}{2(\lambda^2 - \sigma\bar{\sigma})} \left(-2\bar{\sigma}\partial\lambda - i\bar{\sigma}\bar{\partial}\sigma + 2\lambda\partial\bar{\sigma} + i\sigma\bar{\partial}\bar{\sigma} + \frac{4i\bar{\sigma}(\sigma\xi + \lambda i\bar{\xi})}{1 + \xi\bar{\xi}} \right). \end{aligned} \quad (5.1)$$

Proof. Consider a surface $f : \Sigma \times [0, s_0) \rightarrow \mathbb{M}$ such that $f_s(\xi, \bar{\xi}) = (\xi, \bar{\xi}, F_s(\xi, \bar{\xi}), \bar{F}_s(\xi, \bar{\xi}))$. Then

$$\frac{\partial f}{\partial s} = \frac{\partial F}{\partial s} \frac{\partial}{\partial \eta} + \frac{\partial \bar{F}}{\partial s} \frac{\partial}{\partial \bar{\eta}}.$$

Projecting normal to Σ

$$\begin{aligned} \frac{\partial f^\perp}{\partial s} &= (\perp P_\eta^\xi \dot{F} + \perp P_{\bar{\eta}}^\xi \dot{\bar{F}}) \frac{\partial}{\partial \xi} + (\perp P_\eta^\eta \dot{F} + \perp P_{\bar{\eta}}^\eta \dot{\bar{F}}) \frac{\partial}{\partial \eta} \\ &\quad + (\perp P_\eta^{\bar{\xi}} \dot{\bar{F}} + \perp P_{\bar{\eta}}^{\bar{\xi}} \dot{F}) \frac{\partial}{\partial \bar{\xi}} + (\perp P_\eta^{\bar{\eta}} \dot{\bar{F}} + \perp P_{\bar{\eta}}^{\bar{\eta}} \dot{F}) \frac{\partial}{\partial \bar{\eta}}, \end{aligned}$$

and so the mean curvature flow is

$$\perp P_\eta^\xi \dot{F} + \perp P_{\bar{\eta}}^\xi \dot{\bar{F}} = H^\xi,$$

or from the expressions of the projection operators given in the proof of Proposition 4.2.4

$$\frac{\lambda i}{2\Delta} \dot{F} - \frac{\bar{\sigma}}{2\Delta} \dot{\bar{F}} = H^\xi.$$

Combining this with its complex conjugate we have

$$\dot{F} = -2\lambda i H^\xi + 2\bar{\sigma} H^{\bar{\xi}}. \quad (5.2)$$

Using the expression (4.5) for the mean curvature we get that

$$H^\xi = \frac{(1 + \xi\bar{\xi})^2}{4\Delta^2} \left[2 \left(i\partial\bar{\sigma} - \bar{\partial}\lambda - \frac{2i\bar{\xi}\bar{\sigma}}{1 + \xi\xi} \right) \Delta \right. \\ \left. - 2i\lambda\bar{\sigma}\partial\lambda + i\sigma\bar{\sigma}\partial\bar{\sigma} + i\bar{\sigma}^2\partial\sigma + 2\lambda^2\bar{\partial}\lambda - \lambda\sigma\bar{\partial}\bar{\sigma} - \lambda\bar{\sigma}\bar{\partial}\sigma \right],$$

and the second equality stated in the Proposition follows from inserting this in equation (5.2).

To see that the first equality in the Proposition holds, we compute

$$g^{jk}\partial_j\partial_k F = \frac{(1 + \xi\bar{\xi})^2}{2\Delta} (i\bar{\sigma}\partial^2 F - 2\lambda\partial\bar{\partial}F - i\sigma\bar{\partial}^2 F) \\ = \frac{(1 + \xi\bar{\xi})^2}{2\Delta} \left[i\bar{\sigma}\partial \left(\theta + i\lambda + \frac{2\bar{\xi}F}{1 + \xi\xi} \right) + 2\lambda\partial\bar{\sigma} + i\sigma\bar{\partial}\bar{\sigma} \right] \\ = \frac{(1 + \xi\bar{\xi})^2}{2\Delta} \left[-2\bar{\sigma}\partial\lambda - i\bar{\sigma}\bar{\partial}\sigma + i\sigma\bar{\partial}\bar{\sigma} + 2\lambda\partial\bar{\sigma} \right. \\ \left. + i\bar{\sigma} \left(\frac{2(\sigma\xi + \rho\bar{\xi})}{1 + \xi\xi} - \frac{2(\bar{F} - \bar{\xi}^2 F)}{(1 + \xi\xi)^2} \right) \right],$$

where we have used identity (4.3) in the more convenient form

$$\partial\theta = i\partial\lambda - (1 + \xi\bar{\xi})^2 \partial \left(\frac{\bar{\sigma}}{(1 + \xi\xi)^2} \right) - \frac{2F}{(1 + \xi\xi)^2}.$$

Thus

$$g^{jk}\partial_j\partial_k F + \frac{i\bar{\sigma}}{\Delta} ((\sigma\xi - \bar{\rho}\bar{\xi})(1 + \xi\bar{\xi}) + \bar{F} - \bar{\xi}^2 F) \\ = \frac{(1 + \xi\bar{\xi})^2}{2(\lambda^2 - \sigma\bar{\sigma})} \left(-2\bar{\sigma}\partial\lambda - i\bar{\sigma}\bar{\partial}\sigma + i\sigma\bar{\partial}\bar{\sigma} + 2\lambda\partial\bar{\sigma} + \frac{4i\bar{\sigma}(\sigma\xi + \lambda i\bar{\xi})}{1 + \xi\xi} \right),$$

as claimed. \square

5.2. Evolution equations.

Proposition 5.2.1. *Under the mean curvature flow the shear evolves by:*

$$\left(\frac{\partial}{\partial s} - \mathbb{G}^{jk}\partial_j\partial_k \right) \sigma = \frac{H_1(1 + \xi\bar{\xi})^2 + 2H_2(1 + \xi\bar{\xi}) + 2H_3}{2\Delta^2},$$

where

$$H_1 = -4\lambda\sigma\partial\lambda\bar{\partial}\lambda - 2i\lambda\bar{\sigma}\partial\lambda\partial\sigma + 2(\lambda^2 + |\sigma|^2)\partial\lambda\bar{\partial}\sigma + 2i\lambda\sigma\partial\lambda\partial\bar{\sigma} + 2\lambda^2\bar{\partial}\lambda\partial\sigma \\ + 2\sigma^2\bar{\partial}\lambda\partial\bar{\sigma} + i\bar{\sigma}^2(\partial\sigma)^2 - 2\lambda\bar{\sigma}\partial\sigma\bar{\partial}\sigma - 2\lambda\sigma\bar{\partial}\sigma\partial\bar{\sigma} - i\sigma^2(\partial\bar{\sigma})^2,$$

$$H_2 = -2\sigma\partial\lambda(2i\lambda\bar{\sigma}\bar{\xi} + (\lambda^2 + \sigma\bar{\sigma})\xi) + 2\sigma\bar{\partial}\lambda(\lambda^2 - \sigma\bar{\sigma})\bar{\xi} + \partial\sigma(i\bar{\sigma}\bar{\xi}(3\lambda^2 - \sigma\bar{\sigma}) + 2\lambda^3\xi) \\ + \bar{\partial}\sigma(i\sigma\xi - 2\lambda\bar{\xi})(\lambda^2 - \sigma\bar{\sigma}) + 2\partial\bar{\sigma}(i\sigma^2\bar{\sigma}\bar{\xi} + \lambda\sigma^2\xi),$$

and

$$H_3 = -\sigma(i\sigma\xi^2 - 3i\bar{\sigma}\bar{\xi}^2 - 4\lambda\xi\bar{\xi})(\lambda^2 - \sigma\bar{\sigma}).$$

In addition,

$$\left(\frac{\partial}{\partial s} - \mathbb{G}^{jk} \partial_j \partial_k \right) \rho = \frac{H_4(1 + \xi\bar{\xi})^3 + H_5(1 + \xi\bar{\xi})^2 + H_6(1 + \xi\bar{\xi}) + H_7}{2(1 + \xi\bar{\xi})\Delta^2},$$

where

$$\begin{aligned} H_4 = & 4\lambda\bar{\sigma}(\partial\lambda)^2 - 2\bar{\sigma}^2\partial\lambda\partial\sigma + 2i\lambda\bar{\sigma}\partial\lambda\bar{\partial}\sigma - 4\lambda^2\partial\lambda\bar{\partial}\bar{\sigma} - 2\sigma\bar{\sigma}\partial\lambda\bar{\partial}\bar{\sigma} - 2i\lambda\sigma\partial\lambda\bar{\partial}\bar{\sigma} \\ & - i\bar{\sigma}^2\partial\sigma\bar{\partial}\bar{\sigma} + 2\lambda\bar{\sigma}\partial\sigma\bar{\partial}\bar{\sigma} + i\lambda^2\partial\sigma\bar{\partial}\bar{\sigma} - i\lambda^2\bar{\partial}\sigma\partial\bar{\sigma} + 2\lambda\sigma(\partial\bar{\sigma})^2 + i\sigma^2\partial\bar{\sigma}\bar{\partial}\bar{\sigma}, \end{aligned}$$

$$\begin{aligned} H_5 = & -4\partial\lambda(2i\lambda\sigma\bar{\sigma}\xi - \lambda^2\bar{\sigma}\bar{\xi} - \sigma\bar{\sigma}^2\bar{\xi}) + 2\partial\sigma(i\lambda^2\bar{\sigma}\xi + i\sigma\bar{\sigma}^2\xi - 2\lambda\bar{\sigma}^2\bar{\xi}) \\ & + 2(2\partial\bar{\sigma}i\lambda^2\sigma\xi - 2\partial\bar{\sigma}\lambda\sigma\bar{\sigma}\bar{\xi} + \bar{\partial}\bar{\sigma}i\lambda^2\sigma\bar{\xi} - \bar{\partial}\bar{\sigma}i\sigma^2\bar{\sigma}\bar{\xi}), \end{aligned}$$

$$H_6 = -4(i(\lambda^2 - \sigma\bar{\sigma}) + \lambda\bar{\theta})(\lambda^2 - \sigma\bar{\sigma}),$$

and

$$H_7 = 4i(F\sigma\xi - \bar{F}\bar{\sigma}\bar{\xi})(\lambda^2 - \sigma\bar{\sigma}).$$

Proof. The proofs of these statements follow from differentiation of the flow equation (5.1). We illustrate this for the flow of σ , leaving the flow of ρ to the reader.

We start by splitting the expression into convenient terms:

$$-\dot{\bar{\sigma}} = \bar{\partial}\dot{F} = E_1 + E_2 + E_3 + E_4,$$

where E_1 is second order in the derivatives of λ and σ , E_2 and E_3 are the quadratic and linear first order terms, and E_4 is the zeroth order terms. We now compute each of these terms in turn.

So, differentiating equation (5.1) we have

$$E_1 = \frac{(1 + \xi\bar{\xi})^2}{2\Delta} (-2\bar{\sigma}\bar{\partial}\partial\lambda - i\bar{\sigma}\bar{\partial}\bar{\partial}\sigma + 2\lambda\bar{\partial}\partial\bar{\sigma} + i\sigma\bar{\partial}\bar{\partial}\bar{\sigma}).$$

At this point we exploit the 3-jet identity (4.3) which we write in the more favorable form

$$\partial\bar{\partial}\lambda = \text{Im} \left[\bar{\partial}\bar{\partial}\sigma - \frac{2\xi}{1 + \xi\bar{\xi}}\bar{\partial}\sigma + \frac{2\xi^2}{(1 + \xi\bar{\xi})^2}\sigma \right] - \frac{2\lambda}{(1 + \xi\bar{\xi})^2}.$$

Inserting this in the expression for E_1 yields

$$E_1 = \frac{(1 + \xi\bar{\xi})^2}{2\Delta} \left(-i\bar{\sigma}\partial\bar{\partial}\bar{\sigma} + 2\lambda\bar{\partial}\bar{\partial}\bar{\sigma} + i\sigma\bar{\partial}\bar{\partial}\bar{\sigma} - \frac{2i\bar{\sigma}(\xi\bar{\partial}\sigma - \bar{\xi}\partial\bar{\sigma})}{1 + \xi\bar{\xi}} + \frac{2i\bar{\sigma}(\xi^2\sigma - \bar{\xi}^2\bar{\sigma} - 2i\lambda)}{(1 + \xi\bar{\xi})^2} \right).$$

The first three terms of this, noting the expression for g^{-1} in Proposition 4.1.10, are easily seen to be the rough Laplacian of $-\bar{\sigma}$:

$$E_1 = -g^{jk}\partial_j\partial_k\bar{\sigma} + \frac{i\bar{\sigma}}{\Delta} ((\bar{\xi}\partial\bar{\sigma} - \xi\bar{\partial}\sigma)(1 + \xi\bar{\xi}) + \xi^2\sigma - \bar{\xi}^2\bar{\sigma} - 2i\lambda).$$

We note that in the final sets of expressions, the lower order terms introduced into E_1 by the 3-jet identity will have to be added to E_3 and E_4 .

Moving to the quadratic first order term, differentiating equation (5.1) we compute that

$$\begin{aligned}
E_2 &= \frac{(1 + \xi\bar{\xi})^2}{2\Delta} \left(-2\bar{\partial}\bar{\sigma}\partial\lambda - i\bar{\partial}\bar{\sigma}\bar{\partial}\sigma + 2\bar{\partial}\lambda\partial\bar{\sigma} + i\bar{\partial}\sigma\bar{\partial}\bar{\sigma} \right. \\
&\quad \left. - \frac{1}{\Delta}\bar{\partial}\Delta(-2\bar{\sigma}\partial\lambda - i\bar{\sigma}\bar{\partial}\sigma + 2\lambda\partial\bar{\sigma} + i\sigma\bar{\partial}\bar{\sigma}) \right) \\
&= \frac{(1 + \xi\bar{\xi})^2}{2\Delta^2} \left(4\lambda\bar{\sigma}\bar{\partial}\lambda\partial\lambda + 2i\lambda\bar{\sigma}\bar{\partial}\lambda\bar{\partial}\sigma - 2(\lambda^2 + \sigma\bar{\sigma})\bar{\partial}\lambda\partial\bar{\sigma} - 2i\lambda\sigma\bar{\partial}\lambda\bar{\partial}\bar{\sigma} \right. \\
&\quad \left. - 2\lambda^2\bar{\partial}\bar{\sigma}\partial\lambda + 2\lambda\sigma\bar{\partial}\bar{\sigma}\partial\bar{\sigma} + i\sigma^2(\bar{\partial}\bar{\sigma})^2 - i\bar{\sigma}^2(\bar{\partial}\sigma)^2 \right. \\
&\quad \left. - 2\bar{\sigma}^2\bar{\partial}\sigma\partial\lambda + 2\lambda\bar{\sigma}\bar{\partial}\sigma\partial\bar{\sigma} \right) \\
&= -\frac{(1 + \xi\bar{\xi})^2}{2\Delta^2}\bar{H}_1.
\end{aligned}$$

This establishes the quadratic first order term, once we recall that $\bar{\partial}\dot{F} = -\dot{\bar{\sigma}}$.

Moving to the linear first order term

$$\begin{aligned}
E_3 &= \frac{(1 + \xi\bar{\xi})\xi}{\Delta} (-2\bar{\sigma}\partial\lambda - i\bar{\sigma}\bar{\partial}\sigma + 2\lambda\partial\bar{\sigma} + i\sigma\bar{\partial}\bar{\sigma}) \\
&\quad + \frac{1 + \xi\bar{\xi}}{\Delta} (2i(\sigma\xi + i\lambda\bar{\xi})\bar{\partial}\bar{\sigma} + 2i\bar{\sigma}(\xi\bar{\partial}\sigma + i\bar{\xi}\bar{\partial}\lambda)) \\
&\quad - \frac{1 + \xi\bar{\xi}}{\Delta^2} [2i\bar{\sigma}(\sigma\xi + i\lambda\bar{\xi})(2\lambda\bar{\partial} - \sigma\bar{\partial}\bar{\sigma} - \bar{\sigma}\bar{\partial}\sigma)] \\
&= \frac{1 + \xi\bar{\xi}}{\Delta^2} \left\{ -2\xi\bar{\sigma}(\lambda^2 - \sigma\bar{\sigma})\partial\lambda + [2\bar{\sigma}^2(i\sigma\xi - \lambda\bar{\xi}) + i\xi\bar{\sigma}(\lambda^2 - \sigma\bar{\sigma})]\bar{\partial}\sigma \right. \\
&\quad \left. + 2\xi\lambda(\lambda^2 - \sigma\bar{\sigma})\partial\bar{\sigma} + [i\xi\sigma(3\lambda^2 - \sigma\bar{\sigma}) - 2\xi\lambda^3]\bar{\partial}\bar{\sigma} \right. \\
&\quad \left. + 2[\bar{\xi}\bar{\sigma}(\lambda^2 + \sigma\bar{\sigma}) - 2i\xi\lambda\sigma\bar{\sigma}]\bar{\partial}\lambda \right\}.
\end{aligned}$$

Adding the linear term from E_1 we compute that

$$\begin{aligned}
-\bar{H}_3 &= \frac{\Delta^2}{1 + \xi\bar{\xi}} E_3 + i\bar{\xi}\bar{\sigma}(\lambda^2 - \sigma\bar{\sigma})\partial\bar{\sigma} - i\xi\bar{\sigma}(\lambda^2 - \sigma\bar{\sigma})\bar{\partial}\bar{\sigma} \\
&= \frac{1 + \xi\bar{\xi}}{\Delta^2} \left\{ -2\xi\bar{\sigma}(\lambda^2 - \sigma\bar{\sigma})\partial\lambda + 2\bar{\sigma}^2(i\sigma\xi - \lambda\bar{\xi})\bar{\partial}\sigma \right. \\
&\quad \left. + (\lambda^2 - \sigma\bar{\sigma})(2\xi\lambda + i\bar{\xi}\bar{\sigma})\partial\bar{\sigma} + [i\xi\sigma(3\lambda^2 - \sigma\bar{\sigma}) - 2\xi\lambda^3]\bar{\partial}\bar{\sigma} \right. \\
&\quad \left. + 2[\bar{\xi}\bar{\sigma}(\lambda^2 + \sigma\bar{\sigma}) - 2i\xi\lambda\sigma\bar{\sigma}]\bar{\partial}\lambda \right\},
\end{aligned}$$

as claimed in the Proposition.

Finally, we work out the zero order term by looking again at the derivative of equation (5.1) :

$$E_4 = \frac{2i\bar{\sigma}}{\Delta} \left(\sigma\xi^2 + i\lambda(1 + 2\xi\bar{\xi}) \right),$$

and taking into account the zero order term of E_1 , we have

$$-\bar{H}_4 = \Delta^2 E_4 + i\bar{\sigma}(\xi^2\sigma - \bar{\xi}^2\bar{\sigma} - 2i\lambda)\Delta = \bar{\sigma}(3i\xi^2\sigma - i\bar{\xi}^2\bar{\sigma} - 4\xi\bar{\xi}\lambda)\Delta,$$

as claimed. \square

Corollary 5.2.2. *Under the mean curvature flow the determinant of the metric evolves by:*

$$\left(\frac{\partial}{\partial s} - \mathbb{G}^{jk} \partial_j \partial_k \right) \Delta = \frac{H_8(1 + \xi \bar{\xi})^2}{2\Delta^2} + \frac{H_9(1 + \xi \bar{\xi}) + H_{10}}{\Delta} - 4\lambda,$$

where

$$\begin{aligned} H_8 &= 2\mathbb{R}e[2i(\sigma\bar{\sigma} - 3\lambda^2)\bar{\sigma}(\partial\lambda)^2 + 2\lambda(\lambda^2 + \sigma\bar{\sigma})\partial\lambda\bar{\partial}\lambda + 4i\lambda\bar{\sigma}^2\partial\lambda\partial\sigma \\ &\quad - 4\sigma\bar{\sigma}^2\partial\lambda\bar{\partial}\sigma + 4i\lambda^3\partial\lambda\partial\bar{\sigma} - 4\lambda^2\sigma\partial\lambda\bar{\partial}\bar{\sigma} - i\bar{\sigma}^3(\partial\sigma)^2 + 2\lambda\bar{\sigma}^2\partial\sigma\bar{\partial}\sigma \\ &\quad - 2i\sigma\bar{\sigma}^2\partial\sigma\partial\bar{\sigma} + \lambda\sigma\bar{\sigma}\partial\sigma\bar{\partial}\bar{\sigma} + i(2\lambda^2 - \sigma\bar{\sigma})\bar{\sigma}(\bar{\partial}\sigma)^2 - 2\lambda^3\bar{\partial}\sigma\partial\bar{\sigma} + 3\lambda\sigma\bar{\sigma}\bar{\partial}\sigma\partial\bar{\sigma}], \\ H_9 &= \mathbb{R}e[(-2i\lambda\bar{\xi} - 4\sigma\xi)\bar{\sigma}\partial\lambda - i\bar{\sigma}^2\bar{\xi}\bar{\partial}\sigma + (-3i\sigma\xi + 4\lambda\bar{\xi})\bar{\sigma}\bar{\partial}\sigma] / 2, \end{aligned}$$

and

$$H_{10} = 2\mathbb{R}e \sigma \bar{\sigma} [i(\sigma\xi^2 - \bar{\sigma}\bar{\xi}^2) - 2\lambda\xi\bar{\xi}].$$

Proof. This follows from the previous evolution equations and the definition $\Delta = \lambda^2 - |\sigma|^2$. \square

Proposition 5.2.3. *Under mean curvature flow the perpendicular distance function χ (see Definition 4.1.13) evolves by*

$$\begin{aligned} \left(\frac{\partial}{\partial s} - \mathbb{G}^{jk} \partial_j \partial_k \right) \chi^2 &= 4 [i\bar{F}^2\bar{\sigma} - 2F\bar{F}\lambda - iF^2\sigma \\ &\quad + [i\sigma\xi(\bar{F}\bar{\sigma} - F\bar{\rho}) - i\bar{\sigma}\bar{\xi}(F\sigma - \bar{F}\rho)](1 + \xi\bar{\xi}) \\ &\quad + \lambda(\rho\bar{\rho} - \sigma\bar{\sigma})(1 + \xi\bar{\xi})^2] / [(1 + \xi\bar{\xi})^2(\lambda^2 - \sigma\bar{\sigma})]. \end{aligned}$$

Proof. This follows from differentiating the expression for $\chi(\xi, \bar{\xi}, F, \bar{F})$ and using the equations for the flow of F . \square

Proposition 5.2.4. *The flow satisfies*

$$\begin{aligned} \left(\frac{\partial}{\partial s} - \mathbb{G}^{jk} \partial_j \partial_k \right) \left(\frac{|\sigma|^2}{\lambda^2 - |\sigma|^2} \right) &= -2 \frac{(\lambda^2 + |\sigma|^2)}{(\lambda^2 - |\sigma|^2)^3} \left\| \lambda d|\sigma| - |\sigma| d\lambda \right\|^2 - 2 \frac{\lambda^2 |\sigma|^2}{(\lambda^2 - |\sigma|^2)^2} \left\| d\phi \right\|^2 \\ &\quad + \frac{4\lambda|\sigma|}{(\lambda^2 - |\sigma|^2)^3} \mathbb{R}e [H_{11}], \end{aligned} \tag{5.3}$$

where

$$\begin{aligned} H_{11} &= (1 + \xi\bar{\xi}) [i\lambda\bar{\sigma}\bar{\xi}\partial|\sigma| - i|\sigma|\bar{\sigma}\bar{\xi}\partial\lambda + 2\lambda|\sigma|(i\lambda\xi - \bar{\sigma}\bar{\xi})\partial\phi \\ &\quad - 2i\lambda\sigma|\xi|^2 - 2|\sigma|^3 + 2(1 + 2\xi\bar{\xi})\lambda^2|\sigma|], \end{aligned}$$

and ϕ is the argument of σ . Here the norm $\|\cdot\|$ is taken with respect to the induced metric given in Proposition 4.1.10.

Proof. For the sake of brevity, introduce the heat operator \mathfrak{H} :

$$\mathfrak{H} = \frac{\partial}{\partial s} - \mathbb{G}^{jk} \partial_j \partial_k$$

Then the result follows from the fact that

$$\begin{aligned} \Re\left(\frac{|\sigma|^2}{\lambda^2 - |\sigma|^2}\right) &= \frac{\lambda}{(\lambda^2 - |\sigma|^2)^2} [\lambda\sigma\Re(\bar{\sigma}) + \lambda\bar{\sigma}\Re(\sigma) - 2|\sigma|^2\Re(\lambda)] \\ &\quad - \frac{2|\sigma|^2(3\lambda^2 + |\sigma|^2)}{(\lambda - |\sigma|^2)^3} \|d\lambda\|^2 - \frac{2\lambda^2(\lambda^2 + |\sigma|^2)}{(\lambda - |\sigma|^2)^3} \langle\langle d\sigma, d\bar{\sigma} \rangle\rangle \\ &\quad + \frac{4\lambda(\lambda^2 + |\sigma|^2)}{(\lambda - |\sigma|^2)^3} \langle\langle \sigma d\bar{\sigma} + \bar{\sigma}d\sigma, d\lambda \rangle\rangle - \frac{2\lambda^2\sigma^2}{(\lambda - |\sigma|^2)^2} \|d\bar{\sigma}\|^2 \\ &\quad - \frac{2\lambda^2\bar{\sigma}^2}{(\lambda - |\sigma|^2)^2} \|d\sigma\|^2, \end{aligned}$$

and the flow equations given in Proposition 5.2.1, recalling that $\lambda = \text{Im } \rho$. \square

5.3. Boundary conditions. In our case we would like the boundary surface to be the totally real Lagrangian hemisphere Σ , but, as the metric will be Lorentz or degenerate on such a surface (see Proposition 4.1.12), a Lagrangian surface can never be positive and so cannot be used as a boundary condition. Instead we perturb the hemisphere to make it positive, and attach the initial disc to this perturbed surface.

More specifically, suppose Σ is given by $\eta = F(\xi, \bar{\xi})$. Define the perturbed surface $\tilde{\Sigma}$ by adding a *linear holomorphic twist*:

$$\eta = \tilde{F} = F - iC_0\xi, \quad (5.4)$$

where C_0 is a real positive constant.

Proposition 5.3.1. *There exists C_1 s.t. for all $C_0 > C_1$ the induced metric on the surface $\tilde{\Sigma}$ is positive definite in a neighbourhood of 0. As we make C_0 large, the positive area becomes bigger, and tends to an open hemisphere as $C_0 \rightarrow \infty$.*

Proof. Since the deformation is holomorphic, the shear remains the same: $\tilde{\sigma} = \sigma$ and, computing the twist of $\tilde{\Sigma}$

$$\tilde{\lambda} = \text{Im} (1 + \xi\bar{\xi})^2 \partial \left[\frac{\tilde{F}}{(1 + \xi\bar{\xi})^2} \right] = \text{Im} (1 + \xi\bar{\xi})^2 \partial \left[\frac{F - iC_0\xi}{(1 + \xi\bar{\xi})^2} \right] = -C_0 \frac{1 - \xi\bar{\xi}}{1 + \xi\bar{\xi}},$$

where we have used the fact that Σ is Lagrangian. For $C_0 > |\tilde{\sigma}(0)|$

$$\left(\tilde{\lambda}^2 - |\tilde{\sigma}|^2 \right) \Big|_0 = C_0^2 - |\tilde{\sigma}(0)|^2 > 0,$$

i.e. the metric at 0 is positive definite. \square

Definition 5.3.2. Fix $C_0 > |\tilde{\sigma}(0)|$ and denote the set on which the induced metric is positive by

$$\tilde{\Lambda}'_{C_0} = \left\{ \gamma \in \tilde{\Sigma} \mid |\tilde{\sigma}(\gamma)| < |\tilde{\lambda}(\gamma)| \right\}.$$

Clearly $\tilde{\Lambda}'_{C_0}$ is non-empty since it contains γ_0 . Denote the connected component of γ_0 in $\tilde{\Lambda}'_{C_0}$ by $\tilde{\Lambda}_{C_0}$.

Note 5.3.3. In order for the induced metric to be positive (rather than negative) definite we have arranged that $\tilde{\lambda} < 0$ - see Proposition 4.1.10.

Note 5.3.4. Along the edge, aside from the initial angle and $|\sigma(s=0)|^2$ having to be constant, we also have the following compatibility condition:

$$\Pr_{ND \cap N\tilde{\Sigma}} H = 0, \quad (5.5)$$

on $f_0(\partial D)$. In terms of the components of an adapted frames along the edge, this is $\langle H, f^{(2)} \rangle = 0$.

To see this, note that from Corollary 4.3.3, if B is the hyperbolic angle between the planes, the following relations hold:

$$\begin{aligned} \mathring{e}_{(1)} &= \mathring{e}_{(1)}, & \mathring{e}_{(2)} &= \cosh B \mathring{e}_{(2)} + \sinh B \mathring{f}_{(1)}, \\ \mathring{f}_{(1)} &= \sinh B \mathring{e}_{(2)} + \cosh B \mathring{f}_{(1)}, & \mathring{f}_{(2)} &= \mathring{f}_{(2)}. \end{aligned}$$

Now, suppose we write the flow equation as

$$\frac{\partial}{\partial s} f = X,$$

where $X^\perp = H$. Moreover, at the edge we must have $X \in T\tilde{\Sigma}$, and so

$$X = X^{(1)} \mathring{e}_{(1)} + X^{(2)} \mathring{e}_{(2)} = X^{(1)} \mathring{e}_{(1)} + X^{(2)} (\cosh B \mathring{e}_{(2)} + \sinh B \mathring{f}_{(1)}),$$

thus

$$X^\perp = X^{(2)} \sinh B \mathring{f}_{(1)} = H = H^{(1)} \mathring{f}_{(1)} + H^{(2)} \mathring{f}_{(2)}.$$

So we have $H^{(2)} = 0$ as claimed and $X^{(2)} = H^{(1)} / \sinh B$. Note also that we can parameterize the edge so that $X^{(1)} = 0$, that is, the deformation vector is perpendicular to the edge in the boundary surface.

We now write down the evolution of the edge.

Proposition 5.3.5. *In graph coordinates, the normal flow of the edge of the flowing disc is*

$$\frac{\partial \xi}{\partial s} = \frac{\lambda_i H^\xi - \bar{\sigma} H^{\bar{\xi}}}{\rho - \bar{\rho}}.$$

Proof. Let the flowing edge be parameterized by $u \rightarrow \xi(u, s)$. Then the tangent to the edge is given by

$$\frac{\partial}{\partial u} = \frac{\partial \xi}{\partial u} \frac{\partial}{\partial \xi} + \frac{\partial \bar{\xi}}{\partial u} \frac{\partial}{\partial \bar{\xi}} = \xi' \frac{\partial}{\partial \xi} + \bar{\xi}' \frac{\partial}{\partial \bar{\xi}},$$

and the flow is

$$\frac{\partial}{\partial s} = \frac{\partial \xi}{\partial s} \frac{\partial}{\partial \xi} + \frac{\partial \bar{\xi}}{\partial s} \frac{\partial}{\partial \bar{\xi}} = \dot{\xi} \frac{\partial}{\partial \xi} + \dot{\bar{\xi}} \frac{\partial}{\partial \bar{\xi}}.$$

In order to factor out reparameterization of the edge, let us choose one such that the flow is orthogonal to the edge (see Note 5.3.4). This means that $\dot{\xi} = a i \xi'$ for some real function a .

Along the edge we have the intersection condition

$$F_s(\xi(u, s), \bar{\xi}(u, s)) = \tilde{F}(\xi(u, s), \bar{\xi}(u, s)).$$

Differentiating this w.r.t. u we find that

$$\partial(F - \tilde{F})\xi' + \bar{\partial}(F - \tilde{F})\bar{\xi}' = 0,$$

or in terms of the shear, divergence and twist:

$$(\rho - \bar{\rho})\xi' - (\bar{\sigma} - \bar{\bar{\sigma}})\bar{\xi}' = 0.$$

Substituting $\dot{\xi} = ai\xi'$ in this we have

$$(\rho - \tilde{\rho})\dot{\xi} + (\bar{\sigma} - \tilde{\bar{\sigma}})\dot{\bar{\xi}} = 0.$$

On the other hand, differentiating the intersection condition in time we get

$$\dot{F} + (\rho - \tilde{\rho})\dot{\xi} - (\bar{\sigma} - \tilde{\bar{\sigma}})\dot{\bar{\xi}} = 0.$$

Combining these last two equations yields

$$\dot{\xi} = -\frac{\dot{F}}{2(\rho - \tilde{\rho})}.$$

Note that by fixing the hyperbolic angle $\rho \neq \tilde{\rho}$, and so this is well-defined.

Finally, since $\dot{F} = -2\lambda i H^\xi + 2\bar{\sigma} H^{\bar{\xi}}$ we get the stated result. \square

6. Existence Results for the I.B.V.P.

In this section we establish sufficient conditions, namely smallness of the initial angle and aholomorphicity along the edge, for which long-time existence of the **I.B.V.P.** holds.

6.1. Short-time existence. Short-time existence of quasilinear parabolic equations of various types can be established by comparison with Schauder theory for linear equations. In what follows we prove this fact for the **I.B.V.P.**

Consider then a 1-parameter family of maps over a fixed domain $f_s : D \rightarrow TS^2$ which has local coordinate expression $\nu \mapsto (\xi(s, \nu, \bar{\nu}), \eta(s, \nu, \bar{\nu}))$. Let $\tilde{\Sigma}$ be a positive surface in TS^2 which is given as a graph $\eta = \tilde{F}(\xi, \bar{\xi})$ and Σ_0 some initial positive surface with edge lying in $\tilde{\Sigma}$.

We can now establish short-time existence for the **I.B.V.P.**:

Theorem 6.1.1. *Let $f_0 : D \rightarrow TS^2$ be a smooth positive section whose edge is totally real and lies in a fixed positive section $\tilde{\Sigma}$. Then there exists a unique family of positive sections $f_s(D)$ with*

$$f_s \in C^{2+\alpha}(\bar{D} \times [0, s_0)),$$

*satisfying the **I.B.V.P.** on an interval $0 \leq s < s_0$.*

Proof. We are dealing with a parabolic system with mixed non-linear boundary conditions and so the result does not fall under some readily available general theorem (see [6] for the codimension one case). However, the ideas are close enough to similar problems that we lay out just the main steps.

First consider the linearisation of the system, namely:

$$\left(\frac{\partial}{\partial s} - a_{\alpha\beta}(\nabla f) D^\alpha D^\beta \right) \hat{f} = g,$$

where the linearized initial and boundary conditions are

- (i) $\hat{f}(s=0) = f_0$,
- (ii) $\hat{\eta} = \delta \tilde{F}$,
- (iii) $4\mathbb{I}m(\bar{\beta} \partial_v \hat{\xi} + \alpha \partial_v \bar{\eta}) = 0$,
- (iv) $\mathbb{R}e[Ce^{-i\phi}(\partial_u \hat{\xi} \partial_v \eta - \partial_v \hat{\xi} \partial_u \eta + \partial_u \xi \partial_v \hat{\eta} - \partial_v \xi \partial_u \hat{\eta})] = 0$,

and, for brevity, we have introduced

$$Ce^{i\phi} = \partial_u \xi \partial_v \eta - \partial_v \xi \partial_u \eta. \quad (6.1)$$

To show that this is a parabolic system we must check that the Lopatinski-Shapiro condition holds [5]. We do this as follows.

Fix a point $p \in \partial D$ and, by an isometry of TS^2 , set $\xi(f(p)) = \eta(f(p)) = 0$. We retain the freedom to rotate $(\xi, \eta) \rightarrow (e^{i\theta}\xi, e^{-2i\theta}\eta)$, which we will implement shortly.

In addition, let us choose a parameterization $\nu = u + iv$ of the domain D such that at the point p , the edge is given by $v = 0$, and

$$\dot{e}_{(1)} = f_* \left(\frac{\partial}{\partial u} \right), \quad \dot{e}_{(2)} = f_* \left(\frac{\partial}{\partial v} \right),$$

form an orthonormal basis for $T_{f(p)}f(D)$ and

$$\Delta_p = \frac{\partial^2}{\partial u^2} \Big|_p + \frac{\partial^2}{\partial v^2} \Big|_p.$$

Note that orthonormality of the frame at p implies that

$$\frac{1}{2i}(\partial_u \xi \partial_u \bar{\eta} - \partial_u \bar{\xi} \partial_u \eta) = 1, \quad (6.2)$$

$$\frac{1}{2i}(\partial_v \xi \partial_v \bar{\eta} - \partial_v \bar{\xi} \partial_v \eta) = 1, \quad (6.3)$$

$$\partial_u \xi \partial_v \bar{\eta} - \partial_u \bar{\xi} \partial_v \eta - \partial_v \bar{\xi} \partial_u \eta + \partial_v \xi \partial_u \bar{\eta} = 0. \quad (6.4)$$

Choosing an orthonormal frame for $T_{f(p)}\tilde{\Sigma}$

$$\tilde{e}_1 = e_1, \quad \tilde{e}_2 = 2\Re e \left(\alpha \frac{\partial}{\partial \xi} + \beta \frac{\partial}{\partial \eta} \right),$$

for some $\alpha, \beta \in \mathbb{C}$, the fixed angle condition is

$$\mathbb{G}(e_2, \tilde{e}_2) = 4\Re m(\bar{\beta} \partial_v \xi + \alpha \partial_v \bar{\eta}) = \cosh B.$$

On the other hand, the asymptotic holomorphicity boundary condition is

$$|\partial_u \xi \partial_v \eta - \partial_v \xi \partial_u \eta|^2 = C^2(1+s)^{-2}.$$

Take the Fourier transform in the variable u and the Laplace transform in the variable s . If w and t are the transformed variables, respectively, we get the transformed ODE's

$$\frac{\partial^2 \hat{\xi}}{\partial v^2} - (t + w^2) \hat{\xi} = 0, \quad \frac{\partial^2 \hat{\eta}}{\partial v^2} - (t + w^2) \hat{\eta} = 0.$$

We must now verify that these equations have a solution that decay for $v \rightarrow -\infty$ and satisfy the transformed boundary conditions

- (ii) $\hat{\eta}(0) = \delta \tilde{F}$,
- (iii) $4\Re m(\bar{\beta} \partial_v \hat{\xi} + \alpha \partial_v \bar{\hat{\eta}})(0) = 0$,
- (iv)

$$\begin{aligned} & Ce^{-i\phi} (iw \hat{\xi} \partial_v \eta - \partial_v \hat{\xi} \partial_u \eta + \partial_u \xi \partial_v \hat{\eta} - iw \partial_v \xi \hat{\eta})(0) \\ & + Ce^{i\phi} (iw \bar{\hat{\xi}} \partial_v \bar{\eta} - \partial_v \bar{\hat{\xi}} \partial_u \bar{\eta} + \partial_u \bar{\xi} \partial_v \bar{\hat{\eta}} - iw \partial_v \bar{\xi} \bar{\hat{\eta}})(0) = 0. \end{aligned}$$

To do this, first solve the ODE's

$$\hat{\xi} = \hat{\xi}(0) \exp(v\sqrt{t+w^2}), \quad \hat{\eta} = \hat{\eta}(0) \exp(v\sqrt{t+w^2}),$$

and then substituting this in the boundary conditions (i) to (iii), we are led to the following linear system for $\hat{U} = [\hat{\xi}(0), \bar{\hat{\xi}}(0), \hat{\eta}(0), \bar{\hat{\eta}}(0)]^T$:

$$\hat{M}\hat{U} = \hat{V},$$

where

$$\hat{M} = \begin{bmatrix} 0 & 0 & 1 & 0 \\ 0 & 0 & 0 & 1 \\ \bar{\beta} & -\beta & -\bar{\alpha} & \alpha \\ Ce^{-i\phi}(iw\partial_v\eta - \sqrt{t+w^2}\partial_u\eta) & Ce^{i\phi}(iw\partial_v\bar{\eta} - \sqrt{t+w^2}\partial_u\bar{\eta}) & * & * \end{bmatrix}.$$

Thus the linearized system has a unique solution iff the determinant of this matrix is non-zero. Now

$$|\hat{M}| = \bar{\beta}Ce^{i\phi}(iw\partial_v\bar{\eta} - \sqrt{t+w^2}\partial_u\bar{\eta}) + \beta Ce^{-i\phi}(iw\partial_v\eta - \sqrt{t+w^2}\partial_u\eta).$$

Clearly a necessary condition for this expression to be non-zero is that $C \neq 0$. However, this is true by our asymptotic holomorphicity condition, so long as it is true initially. Thus the edge of the initial disc must be totally real - which we now assume.

Motivated by this expression, let us now exhaust our coordinate freedom by using the rotation $(\xi, \eta) \rightarrow (e^{i\theta}\xi, e^{-2i\theta}\eta)$ to set (recalling definition (6.1))

$$\bar{\beta}Ce^{i\phi}\partial_v\bar{\eta} = -\beta Ce^{-i\phi}\partial_v\eta.$$

Then

$$\begin{aligned} |\hat{M}| &= -\sqrt{t+w^2}(\bar{\beta}Ce^{i\phi}\partial_u\bar{\eta} + \beta Ce^{-i\phi}\partial_u\eta) \\ &= \frac{\sqrt{t+w^2}}{\partial_v\bar{\eta}}(\partial_v\eta\partial_u\bar{\eta} - \partial_u\eta\partial_v\bar{\eta}). \end{aligned}$$

This is well-defined since, by equation (6.3) we have $\partial_v\eta \neq 0$.

Now, for the sake of contradiction, suppose that $|\hat{M}| = 0$. Then from the above expression we see that this implies that $\partial_u\eta = \lambda\partial_v\eta$ for some non-zero $\lambda \in \mathbb{R}$. Substituting this in equations (6.2) and (6.4) we find that

$$\frac{1}{2i}(\partial_u\xi\partial_v\bar{\eta} - \partial_u\bar{\xi}\partial_v\eta) = \frac{1}{\lambda}, \quad (6.5)$$

$$(\partial_u\xi + \lambda\partial_v\xi)\partial_v\bar{\eta} - (\partial_u\bar{\xi} + \lambda\partial_v\bar{\xi})\partial_v\eta = 0. \quad (6.6)$$

Now adding equation (6.5) to λ times equation (6.6) yields

$$\frac{1}{2i}[(\partial_u\xi + \lambda\partial_v\xi)\partial_v\bar{\eta} - (\partial_u\bar{\xi} + \lambda\partial_v\bar{\xi})\partial_v\eta] = \lambda + \frac{1}{\lambda}.$$

Comparing this with (6.6) we find that $\lambda + \lambda^{-1} = 0$ which is impossible. We conclude that $|\hat{M}| \neq 0$, and hence the Lopatinskii-Shapiro conditions hold.

The proof of short-time existence now proceeds as follows.

Consider the set $Q_T = \bar{D} \times [0, T]$ and the space

$$B_R^T = \{f \in C^{2+\alpha}(Q_T, \mathbb{R}^4) \mid f(s=0) = f_0, \|f - f_0\|_{2+\alpha} < R\}.$$

Given $f \in B_R^T$, we can solve the linearized initial boundary value problem to obtain \hat{f} , which by Theorem VI.21 of [5] satisfies the following a priori estimate:

$$\|\hat{f}\|_{C^{2+\alpha}(Q_T)} \leq c \left(\|g\|_{C^\alpha(Q_T)} + \|f_0\|_{C^\alpha(D)} + \sum_q \|h^q\|_{C^{2+\alpha-r_q}(\partial D \times [0, T])} \right).$$

Note that if $\hat{f} = f$, then f is a solution of the quasilinear system and so we seek fixed points of the map $\mathcal{G} : f \rightarrow \hat{f}$. This follows by establishing the following lemmas:

Lemma 6.1.2. *There exists an R and T depending on f_0 such that $\mathcal{G} : B_R^T \rightarrow B_R^T$.*

Moreover this is a contraction mapping:

Lemma 6.1.3. *There exists an R and T depending on f_0 and boundary conditions such that $\|\mathcal{G}(f_1) - \mathcal{G}(f_2)\| \leq c\|f_1 - f_2\|$ for $0 < c < 1$.*

Since B_R^T is a Banach space, the contraction mapping theorem yields a unique fixed point of \mathcal{G} and hence a short-time solution to the quasilinear parabolic system. \square

6.2. Long-time existence. Let Σ be a totally real Lagrangian section of TS^2 that projects to a hemisphere and $\gamma_0 \in \Sigma$ be the pole. By an isometry we can make γ_0 have Gauss coordinate $\xi = 0$. Assume Σ is totally real, that is, it is nowhere holomorphic: $|\sigma| \neq 0$.

Suppose we add a holomorphic twist (as in Proposition 5.3.1):

$$\tilde{F} = F_0 - iC_0\xi,$$

to form the section $\tilde{\Sigma}$. While the aholomorphicity remains unchanged ($|\tilde{\sigma}| = |\sigma|$), $\tilde{\Sigma}$ is not Lagrangian in the open unit hemisphere, since

$$\tilde{\lambda} = -C_0 \frac{1 - R^2}{1 + R^2},$$

where $R = |\xi|$. Fix $C_0 > |\tilde{\sigma}(0)|$ and, as before, denote the set on which the induced metric is positive by

$$\tilde{\Lambda}'_{C_0} = \left\{ \gamma \in \tilde{\Sigma} \mid |\tilde{\sigma}(\gamma)| < |\tilde{\lambda}(\gamma)| \right\}.$$

Clearly $\tilde{\Lambda}'_{C_0}$ is non-empty since it contains 0. Denote the connected component of 0 in $\tilde{\Lambda}'_{C_0}$ by $\tilde{\Lambda}_{C_0}$. Thus, $\tilde{\Lambda}_{C_0}$ is a positive section over an open subset in the unit hemisphere.

In what follows we take the sup and inf of $|\tilde{\sigma}|$ over the hemisphere, while for other quantities, such as $|\tilde{\lambda}|$, sup and inf will be over the positive region $\tilde{\Lambda}_{C_0}$.

Denote the maximum Gauss radius of the positive region by

$$R_0 = \sup_{\tilde{\Lambda}_{C_0}} |\xi|.$$

Then $0 < R_0 < 1$ and

$$\sup_{\tilde{\Lambda}_{C_0}} |\tilde{\lambda}| = C_0, \quad \inf_{\tilde{\Lambda}_{C_0}} |\tilde{\lambda}| = C_0 \frac{1 - R^2}{1 + R^2}.$$

In this section we prove the following:

Theorem 6.2.1. *Let $\tilde{\Sigma}$, C_0 and R_0 be as above. Then there exist constants B_1 and C_1 s.t. $\forall B, C$ satisfying*

$$0 < B < B_1(C_0, R_0, \sup |\tilde{\sigma}|, \inf |\tilde{\sigma}|) \quad 0 < C < C_1(C_0, R_0, \sup |\tilde{\sigma}|, \inf |\tilde{\sigma}|),$$

*the **I.B.V.P.** with initial constants B and C has a solution for all time.*

Proof. In order to prove long-time existence for the **I.B.V.P.** we show that it is uniformly parabolic and, since it is quasilinear, we need a global gradient estimate.

In section 3 we proved long-time existence for compact flowing submanifolds, so long as the ambient space satisfies the timelike curvature condition and the edge stays in a compact region of the ambient space. The proof was based on the maximum principle to bound the gradient and the mean curvature. These arguments extend to the case where these functions have an interior maximum and so, to prove this theorem, we extend the estimates to the edge.

More specifically, we ensure that the timelike curvature condition holds for our flow and that the flow stays in a compact region of TS^2 . This we do in Propositions 6.2.2 and 6.2.3 below, respectively.

We also find estimates for the gradient and mean curvature vector at the edge. The first of these is established by ensuring that the edge stays in a positive region of the boundary surface (Proposition 6.2.5) and the first derivative remains bounded (Proposition 6.2.4). To establish the latter, we first control the angles which the edge makes with the canonical orthonormal frame (Proposition 6.2.8) and then extract bounds on the 2-jet of the flowing surface in terms of the 2-jet of the boundary surface (Theorem 6.2.10). Thus we bound $|H|$ and establish the gradient estimate.

Once we have the global gradient estimate, the proof proceeds as follows. By the short-time existence Theorem 6.1.1 we know that there exists an s_0 such that there is a solution to initial boundary value problem with

$$f \in C^{2+\alpha}(\overline{D} \times [0, s_0]).$$

By a suitable extension of White's interior regularity theorem to the indefinite case [24], the gradient estimate implies that this solution can be extended to

$$f \in C_{loc}^{2+\alpha}(D \times [0, s_0]).$$

Let s_{max} be the maximum time of existence for the initial boundary problem:

$$s_{max} = \inf_{U \subset \subset D} \{ \sup s \in \mathbb{R}_{\geq 0} \mid f \in C^{2+\alpha}(U \times [0, s]) \}.$$

Assume for the sake of contradiction that $s_{max} < \infty$. That is, there exists $U \subset \subset D$ and a sequence of times $\{s_j\} \rightarrow s_{max}$ such that

$$\lim_{j \rightarrow \infty} \|f_{s_j}\|_{C^{2+\alpha}(U)} \rightarrow \infty.$$

Given the a priori gradient estimate, this contradicts the regularity result of [24] and so we have that s_{max} is infinite. This gives existence in the interior as stated.

Regularity up to the edge $f \in C^1(\overline{D} \times \mathbb{R}_{\geq 0})$ follows from the edge gradient estimate and the inclusion:

$$C^1(D \times \mathbb{R}_{\geq 0}) \subset C_{loc}^{2+\alpha}(D \times \mathbb{R}_{\geq 0}).$$

□

6.2.1. *Interior gradient estimate.* We start by showing that the timelike curvature condition holds along the flow and that the flow stays in a compact region. First,

Proposition 6.2.2. *The timelike curvature condition (3.1) holds for as long as the flow exists.*

Proof. Given a timelike plane P , chose an adapted orthonormal frame $E_{(\mu)} = \{e_1, e_2, f_{(1)}, f_{(2)}\}$ and for a timelike vector $X = X^{(1)}f_{(1)} + X^{(2)}f_{(2)}$ compute

$$\langle \bar{R}(X, e_{(a)})X, e_{(a)} \rangle = \frac{2|\sigma|}{\lambda^2 - |\sigma|^2} (-(X^{(1)})^2 + (X^{(2)})^2) \geq \frac{2|\sigma|}{\lambda^2 - |\sigma|^2} \mathbb{G}(X, X).$$

From Proposition 7.1.1 we have that

$$\left(\frac{\partial}{\partial s} - \mathbb{G}^{jk} \partial_j \partial_k \right) \left(\frac{|\sigma|^2}{\lambda^2 - |\sigma|^2} \right) \leq 0,$$

and so we have the a priori bound

$$\frac{|\sigma|^2}{\lambda^2 - |\sigma|^2} \leq C_1.$$

In addition, we claim that under the flow

$$\Delta = \lambda^2 - |\sigma|^2 \geq C_2.$$

To see this, note that at the edge this follows from Corollary 6.2.6. On the other hand at an interior minimum of Δ we have that $\partial \Delta = 2\lambda \partial \lambda - \sigma \partial \bar{\sigma} - \bar{\sigma} \partial \sigma = 0$. Substituting this in the flow for Δ , as expressed in Corollary 5.2.2, we find that

$$\begin{aligned} \left(\frac{\partial}{\partial s} - \mathbb{G}^{jk} \partial_j \partial_k \right) \Delta &= \frac{2\Delta}{\lambda^2} \|da\|^2 + \frac{2ai(1 + \xi \bar{\xi})^2}{\lambda} [\bar{\partial} a (\partial \phi - \frac{2i\xi \bar{\xi}}{1 + \xi \bar{\xi}}) - \partial a (\bar{\partial} \phi + \frac{2i\xi \bar{\xi}}{1 + \xi \bar{\xi}})] \\ &\quad + a^2 \|d\phi - 2j d \ln(1 + \xi \bar{\xi})\|^2 - 4\lambda, \end{aligned} \quad (6.7)$$

where we have introduced $\sigma = ae^{i\phi}$ and $\|da\|^2 = \mathbb{G}^{jk} \partial_j a \partial_k a$ is the square norm of the gradient.

Now, we have that

$$i[\bar{\partial} a (\partial \phi - \frac{2i\xi \bar{\xi}}{1 + \xi \bar{\xi}}) - \partial a (\bar{\partial} \phi + \frac{2i\xi \bar{\xi}}{1 + \xi \bar{\xi}})] d\xi \wedge d\bar{\xi} = (d\phi - 2j d \ln(1 + \xi \bar{\xi})) \wedge da,$$

and taking the Hodge star operator with respect to the metric \mathbb{G} we get

$$\frac{i(1 + \xi \bar{\xi})^2}{2\sqrt{\Delta}} [\bar{\partial} a (\partial \phi - \frac{2i\xi \bar{\xi}}{1 + \xi \bar{\xi}}) - \partial a (\bar{\partial} \phi + \frac{2i\xi \bar{\xi}}{1 + \xi \bar{\xi}})] = \star[(d\phi - 2j d \ln(1 + \xi \bar{\xi})) \wedge da].$$

By elementary geometry we have that

$$\star[(d\phi - 2j d \ln(1 + \xi \bar{\xi})) \wedge da] \geq -\|d\phi - 2j d \ln(1 + \xi \bar{\xi})\| \cdot \|da\|,$$

and substituting this, we find that

$$\begin{aligned} \left(\frac{\partial}{\partial s} - \mathbb{G}^{jk} \partial_j \partial_k \right) \Delta &\geq \frac{\Delta}{\lambda^2} \|da\|^2 - \frac{2a\sqrt{\Delta}}{\lambda} \|d\phi - 2j d \ln(1 + \xi \bar{\xi})\| \cdot \|da\| \\ &\quad + a^2 \|d\phi - 2j d \ln(1 + \xi \bar{\xi})\|^2 - 4\lambda \\ &= \left(\frac{\sqrt{\Delta}}{\lambda} \|da\| - a \|d\phi - 2j d \ln(1 + \xi \bar{\xi})\| \right)^2 - 4\lambda \geq 0. \end{aligned}$$

The interior bound on Δ follows.

Therefore

$$\left(\frac{|\sigma|}{\lambda^2 - |\sigma|^2}\right)^2 = \frac{|\sigma|^2}{\lambda^2 - |\sigma|^2} \frac{1}{\lambda^2 - |\sigma|^2} \leq \frac{C_1}{C_2}.$$

Thus

$$\mathbb{G}(\bar{R}(X, e_{(a)})X, e_{(a)}) \geq k|X|^2,$$

as claimed. \square

We now turn to showing that the flow stays in a compact region. We do so by showing that the graph function is bounded in the fibre directions of TS^2 by bounding the perpendicular distance function χ (see Definition 4.1.13).

Proposition 6.2.3. *Under mean curvature flow the perpendicular distance function satisfies*

$$\chi \leq C_1(\chi_0, \tilde{\chi}),$$

where χ_0 and $\tilde{\chi}$ are the initial and boundary perpendicular distances to the origin.

Proof. At the edge $f(\partial D)$ the Dirichlet condition means that $F_s = \bar{F}$ so that

$$\chi(\partial D) = \tilde{\chi}(\partial D) \leq C_1.$$

Thus we need only consider the interior.

First note that

$$\partial\chi^2 = 4\bar{F}\partial\left(\frac{F}{(1+\xi\xi)^2}\right) + \frac{4F}{(1+\xi\xi)^2}\partial\bar{F} = 4\frac{\bar{F}\rho - F\sigma}{(1+\xi\xi)^2},$$

and so the expression in Proposition 5.2.3 can be rewritten

$$\left(\frac{\partial}{\partial s} - \mathbb{G}^{jk}\partial_j\partial_k\right)\chi^2 = \frac{i(F\partial\chi^2 - \bar{F}\bar{\partial}\chi^2) - i(\sigma\xi\bar{\partial}\chi^2 - \bar{\sigma}\bar{\xi}\partial\chi^2)(1+\xi\xi) + 4\lambda(\rho\bar{\rho} - \sigma\bar{\sigma})}{\lambda^2 - \sigma\bar{\sigma}}.$$

Thus, at an interior maximum of χ , $\partial\chi = \bar{\partial}\chi = 0$ and so

$$\left(\frac{\partial}{\partial s} - \mathbb{G}^{jk}\partial_j\partial_k\right)\chi^2 = \frac{4\lambda(\rho\bar{\rho} - \sigma\bar{\sigma})}{\lambda^2 - \sigma\bar{\sigma}} \leq 0.$$

By the maximum principle, the result follows. \square

Having established these two propositions, we move on to the edge estimates.

6.2.2. Boundary estimates. In this section we establish two things: a gradient estimate and an estimate on the norm of the mean curvature vector at the edge of the flowing disc.

To start, we show that the flowing disc cannot become degenerate at the edge by becoming tangent to a fibre of $TS^2 \rightarrow S^2$.

Proposition 6.2.4. *At the edge, $|dF|^2 < C_1(|d\tilde{F}|^2)$.*

Proof. To bound the gradient of the graph function $F(\xi, \bar{\xi})$ we need to bound the slopes $\rho = \vartheta + i\lambda$ and σ . The asymptotic holomorphicity condition at the edge says that

$$|\sigma| = \frac{C}{1+s} \leq C,$$

and so we have a bound on $|\sigma|$. On the other hand the intersection condition implies that

$$\rho = \tilde{\rho} + (\bar{\sigma} - \tilde{\sigma})e^{i\beta},$$

for some β , and so $|\rho| \leq |\tilde{\rho}| + |\sigma| + |\tilde{\sigma}| < C$, since the gradient of the graph function $\tilde{F}(\xi, \tilde{\xi})$ of the boundary surface is bounded. \square

To complete the gradient estimate at the edge we must now ensure that the flowing surface does not pick up a degenerate direction which is not tangent to the fibre of TS^2 . That is, we must ensure that $\lambda^2 - |\sigma|^2 > 0$ at the edge.

To ensure this we note that, by Corollary 4.3.8, $\lambda^2 - |\sigma|^2 = 0$ can only happen if the edge of the flowing disc hits a degenerate point on the boundary surface $\tilde{\Sigma}$, i.e. if $\tilde{\lambda}^2 - |\tilde{\sigma}|^2 = 0$. Thus, if we can constrain the flowing edge to lie in a positive disc $\tilde{\Lambda} \subset \tilde{\Sigma}$, we will have the required gradient estimate.

Proposition 6.2.5. *Suppose*

$$C < \min \left\{ \frac{\inf |\tilde{\sigma}|}{(1 + 4 \cosh B)^2}, \frac{\inf |\tilde{\sigma}|}{\sup |\tilde{\sigma}|} \right\}. \quad (6.8)$$

If $f_s(\partial D) \subset \tilde{\Lambda}_{C_0}$ for $s = 0$, then $f_s(\partial D) \subset \tilde{\Lambda}_{C_0}$ for all s .

Proof. Assume for the sake of contradiction that there exists a point and time (γ_0, s_0) such that $\tilde{\mu}(\gamma_0, s_0) = 1$. Then, by Corollary 4.3.8, $\mu(\gamma_0, s_0) = 1$. Substituting these into equation (4.18) we find that at that point

$$\begin{aligned} \cosh B &= \frac{|\frac{\sigma}{\tilde{\sigma}}|^{\frac{1}{2}} + |\frac{\tilde{\sigma}}{\sigma}|^{\frac{1}{2}} - \sin 2\theta \sin 2\tilde{\theta}}{(1 + \cos 2\theta)(1 + \cos 2\tilde{\theta})} \geq \frac{1}{4} \left[\left| \frac{\sigma}{\tilde{\sigma}} \right|^{\frac{1}{2}} + \left| \frac{\tilde{\sigma}}{\sigma} \right|^{\frac{1}{2}} - 1 \right] \\ &\geq \frac{1}{4} \left[\left(\frac{|\sigma|}{\sup |\tilde{\sigma}|} \right)^{\frac{1}{2}} + \left(\frac{\inf |\tilde{\sigma}|}{|\sigma|} \right)^{\frac{1}{2}} - 1 \right] > \frac{1}{4} \left[\left(\frac{C}{\sup |\tilde{\sigma}|} \right)^{\frac{1}{2}} + \left(\frac{\inf |\tilde{\sigma}|}{C} \right)^{\frac{1}{2}} - 1 \right], \end{aligned}$$

where the final inequality follows from the assumption

$$|\sigma| \leq C < \frac{\inf |\tilde{\sigma}|}{\sup |\tilde{\sigma}|}.$$

Rearranging the inequality, we find that at (γ_0, s_0)

$$1 + 4 \cosh B - \frac{C^{\frac{1}{2}}}{\sup |\tilde{\sigma}|^{\frac{1}{2}}} - \frac{\inf |\tilde{\sigma}|^{\frac{1}{2}}}{C^{\frac{1}{2}}} > 0. \quad (6.9)$$

But, by assumption

$$C < \frac{\inf |\tilde{\sigma}|}{(1 + 4 \cosh B)^2},$$

and so

$$1 + 4 \cosh B - \frac{C^{\frac{1}{2}}}{\sup |\tilde{\sigma}|^{\frac{1}{2}}} - \frac{\inf |\tilde{\sigma}|^{\frac{1}{2}}}{C^{\frac{1}{2}}} < -\frac{C^{\frac{1}{2}}}{\sup |\tilde{\sigma}|^{\frac{1}{2}}} < 0,$$

which contradicts (6.9). Thus the flow never reaches such a point (γ_0, s_0) . \square

Corollary 6.2.6. *Propositions 6.2.4 and 6.2.5 imply that if the initial holomorphy is chosen to satisfy inequality (6.8), there exist positive constants C_1, \dots, C_7 depending only on boundary and initial quantities such that, for as long as the flow exists, we have at the edge*

$$\begin{aligned} C_1 < \lambda^2 - |\sigma|^2 < C_2, & \quad 0 \leq \mu < C_3 < 1, \\ C_4 < \tilde{\lambda}^2 - |\tilde{\sigma}|^2 < C_5, & \quad C_6 < \tilde{\mu} < C_7 < 1. \end{aligned}$$

We finally turn to establishing a bound on the norm of the mean curvature at the edge. This is necessary because the interior gradient estimate from section 3 depends on a bound on $|H|$ (see Proposition 3.4.2), and while we have an interior estimate for $|H|$ thanks to Proposition 3.4.4, we still need to show that $|H|$ does not blow-up at the edge. In fact, we will bound all of the second derivatives.

To this end, working at a point on $f_s(\partial D) \subset \tilde{\Lambda}_{C_0}$, the tangent space of the ambient manifold splits in two different ways:

$$TTS^2 = TD \oplus ND = T\tilde{\Lambda}_{C_0} \oplus N\tilde{\Lambda}_{C_0},$$

where we drop the f_s on the flowing disc for ease of notation here and in what follows. Let $\{\mathring{e}_{(a)}, \mathring{f}_{(b)}\}$ be an adapted orthonormal frame for the first splitting with co-frame $\{\mathring{e}^{(a)}, \mathring{f}^{(b)}\}$ and similarly define $\{\mathring{\mathring{e}}_{(a)}, \mathring{\mathring{f}}_{(b)}\}$ and $\{\mathring{\mathring{e}}^{(a)}, \mathring{\mathring{f}}^{(b)}\}$ for the second splitting.

Chose these frames so that the first tangent vectors align with the common intersection of the tangent planes, while the second normal vectors align with the common intersection of the normal planes. From Corollary 4.3.3 this means that, if B is the hyperbolic angle between the planes, the following relations hold:

$$\begin{aligned} \mathring{\mathring{e}}^{(1)} &= \mathring{e}^{(1)}, & \mathring{\mathring{e}}^{(2)} &= \cosh B \mathring{e}^{(2)} + \sinh B \mathring{f}^{(1)}, \\ \mathring{\mathring{f}}^{(1)} &= \sinh B \mathring{e}^{(2)} + \cosh B \mathring{f}^{(1)}, & \mathring{\mathring{f}}^{(2)} &= \mathring{f}^{(2)}, \end{aligned}$$

and

$$\begin{aligned} \mathring{e}_{(1)} &= \mathring{\mathring{e}}_{(1)}, & \mathring{e}_{(2)} &= \cosh B \mathring{\mathring{e}}_{(2)} + \sinh B \mathring{\mathring{f}}_{(1)}, \\ \mathring{f}_{(1)} &= \sinh B \mathring{\mathring{e}}_{(2)} + \cosh B \mathring{\mathring{f}}_{(1)}, & \mathring{f}_{(2)} &= \mathring{\mathring{f}}_{(2)}. \end{aligned}$$

Suppose that these aligned frames are related to the canonical frames in Proposition 4.2.1 by angles $\theta, \tilde{\theta}, \psi, \tilde{\psi}$:

$$\begin{aligned} \mathring{e}_{(1)} &= \cos \theta e_{(1)} - \sin \theta e_{(2)}, & \mathring{e}_{(2)} &= \sin \theta e_{(1)} + \cos \theta e_{(2)}, \\ \mathring{f}_{(1)} &= \cos \psi f_{(1)} + \sin \psi f_{(2)}, & \mathring{f}_{(2)} &= -\sin \psi f_{(1)} + \cos \psi f_{(2)}, \\ \mathring{\mathring{e}}_{(1)} &= \cos \tilde{\theta} \tilde{e}_{(1)} - \sin \tilde{\theta} \tilde{e}_{(2)}, & \mathring{\mathring{e}}_{(2)} &= \sin \tilde{\theta} \tilde{e}_{(1)} + \cos \tilde{\theta} \tilde{e}_{(2)}, \\ \mathring{\mathring{f}}_{(1)} &= \cos \tilde{\psi} \tilde{f}_{(1)} + \sin \tilde{\psi} \tilde{f}_{(2)}, & \mathring{\mathring{f}}_{(2)} &= -\sin \tilde{\psi} \tilde{f}_{(1)} + \cos \tilde{\psi} \tilde{f}_{(2)}. \end{aligned}$$

We now set out to control the values of these angles under the flow. First

Proposition 6.2.7. *If we chose B satisfying*

$$B < \tanh^{-1} \left(\frac{\inf |\tilde{\sigma}|}{C_0} \right), \quad (6.10)$$

then $\tilde{\mu} > \tanh B$ at $f_s(\partial D)$ for all s .

Proof. This follows simply from

$$\tilde{\mu} = \frac{|\tilde{\sigma}|}{|\tilde{\lambda}|} \geq \frac{\inf |\tilde{\sigma}|}{C_0} > \tanh B$$

□

Proposition 6.2.8. *If, in addition to the inequalities (6.8) and (6.10), the following hold:*

$$C < C_0 \frac{1 - R_0^2}{1 + R_0^2} \min \left\{ 1 - \cosh B \left(1 - \frac{\inf |\tilde{\sigma}|^2}{C_0^2} \right)^{\frac{1}{2}}, \cosh B \left(1 - \frac{\sup |\tilde{\sigma}|^2 (1 + R_0^2)^2}{C_0^2 (1 - R_0^2)^2} \right)^{\frac{1}{2}} \right\}, \quad (6.11)$$

and if $0 < \theta < \frac{\pi}{2}$ and $0 < \psi < \frac{\pi}{2}$ initially, then these bounds on the angles hold for as long as the flow exists.

Proof. Suppose for the sake of contradiction that at some point and time (γ_0, s_0) we have $\theta = \frac{\pi}{2}$. Note that the following argument holds even if $s_0 = \infty$. The expression of the hyperbolic angle (4.6) and equation (4.17) means that at (γ_0, s_0) ,

$$\cosh B = \frac{(1 + \mu) \left(1 - \frac{|\sigma|}{|\lambda|} \right)}{(1 - \mu^2)^{\frac{1}{2}} (1 - \tilde{\mu}^2)^{\frac{1}{2}}},$$

or, after rearrangement

$$\mu = \frac{\cosh^2 B (1 - \tilde{\mu}^2) - \left(1 - \frac{|\sigma|}{|\lambda|} \right)^2}{\left(1 - \frac{|\sigma|}{|\lambda|} \right)^2 + \cosh^2 B (1 - \tilde{\mu}^2)}.$$

But

$$\begin{aligned} \cosh B (1 - \tilde{\mu}^2)^{\frac{1}{2}} - 1 + \frac{|\sigma|}{|\lambda|} &\leq \cosh B (1 - \tilde{\mu}^2)^{\frac{1}{2}} - 1 + \frac{C}{\inf |\lambda|} \\ &\leq \cosh B \left(1 - \frac{\inf |\tilde{\sigma}|^2}{C_0^2} \right)^{\frac{1}{2}} - 1 + \frac{C(1 + R_0^2)}{C_0(1 - R_0^2)} < 0, \end{aligned}$$

by our assumption (6.11) and so $\mu < 0$. But this contradicts $\mu \geq 0$ and so θ is never equal to $\frac{\pi}{2}$.

On the other hand, suppose for the sake of contradiction that at some point and time (γ_0, s_0) we have $\theta = 0$. In this case the hyperbolic angle turns out to be

$$\cosh B = \frac{(1 - \mu) \left(1 + \frac{|\sigma|}{|\lambda|} \right)}{(1 - \mu^2)^{\frac{1}{2}} (1 - \tilde{\mu}^2)^{\frac{1}{2}}},$$

which means that at (γ_0, s_0)

$$\mu = \frac{\left(1 - \frac{|\sigma|}{|\lambda|} \right)^2 - \cosh^2 B (1 - \tilde{\mu}^2)}{\left(1 - \frac{|\sigma|}{|\lambda|} \right)^2 + \cosh^2 B (1 - \tilde{\mu}^2)}.$$

Putting this into the left-hand inequality of (4.19) we find

$$\begin{aligned}
0 &\leq \mu - \frac{\tilde{\mu} - \cosh B \sinh B (1 - \tilde{\mu}^2)}{\tilde{\mu}^2 + \cosh^2 B (1 - \tilde{\mu}^2)} \\
&= \frac{\left(1 - \frac{|\sigma|}{|\lambda|}\right)^2 - \cosh^2 B (1 - \tilde{\mu}^2)}{\left(1 - \frac{|\sigma|}{|\lambda|}\right)^2 + \cosh^2 B (1 - \tilde{\mu}^2)} - \frac{\tilde{\mu} - \cosh B \sinh B (1 - \tilde{\mu}^2)}{\tilde{\mu}^2 + \cosh^2 B (1 - \tilde{\mu}^2)} \\
&\leq \frac{\left[\left(1 - \frac{|\sigma|}{|\lambda|}\right)^2 - \cosh^2 B (1 - \tilde{\mu}^2)\right] (\tilde{\mu}^2 + \cosh^2 B (1 - \tilde{\mu}^2))}{(1 + \cosh^2 B (1 - \tilde{\mu}^2))^2} \\
&\quad - \frac{(\tilde{\mu} - \cosh B \sinh B (1 - \tilde{\mu}^2)) \left[\left(1 - \frac{|\sigma|}{|\lambda|}\right)^2 + \cosh^2 B (1 - \tilde{\mu}^2)\right]}{(1 + \cosh^2 B (1 - \tilde{\mu}^2))^2} \\
&= \frac{\left(1 - \frac{|\sigma|}{|\lambda|}\right)^2 (\tilde{\mu}^2 + \cosh^2 B (1 - \tilde{\mu}^2)) - \tilde{\mu} + \cosh B \sinh B (1 - \tilde{\mu}^2)}{(1 + \cosh^2 B (1 - \tilde{\mu}^2))^2} \\
&\quad - \frac{\cosh^2 B (1 - \tilde{\mu}^2) (\tilde{\mu}^2 + \cosh^2 B (1 - \tilde{\mu}^2)) + \tilde{\mu} - \cosh B \sinh B (1 - \tilde{\mu}^2)}{(1 + \cosh^2 B (1 - \tilde{\mu}^2))^2}.
\end{aligned}$$

Noting that for $0 < \tilde{\mu} < 1$ we have $\tilde{\mu}^2 + \cosh^2 B (1 - \tilde{\mu}^2) - \tilde{\mu} + \cosh B \sinh B (1 - \tilde{\mu}^2) > 0$, we can rearrange the last inequality and conclude that at (γ_0, s_0)

$$\begin{aligned}
C &\geq |\tilde{\lambda}| \cosh B (1 - \tilde{\mu}^2)^{\frac{1}{2}} \left[\frac{\tilde{\mu}^2 + \cosh^2 B (1 - \tilde{\mu}^2) + \tilde{\mu} - \cosh B \sinh B (1 - \tilde{\mu}^2)}{\tilde{\mu}^2 + \cosh^2 B (1 - \tilde{\mu}^2) - \tilde{\mu} + \cosh B \sinh B (1 - \tilde{\mu}^2)} \right]^{\frac{1}{2}} \\
&\geq |\tilde{\lambda}| \cosh B (1 - \tilde{\mu}^2)^{\frac{1}{2}} \\
&\geq C_0 \frac{1 - R_0^2}{1 + R_0^2} \cosh B \left(1 - \frac{\sup |\tilde{\sigma}|^2 (1 + R_0)^2}{C_0^2 (1 - R_0)^2} \right)^{\frac{1}{2}}.
\end{aligned}$$

But this contradicts assumption (6.11). Thus θ is never 0.

These exact same arguments go through upon replacing θ by ψ , since all of the relevant equations also hold for ψ (see the proof of Proposition 4.3.4). Thus $\psi \neq 0, \frac{\pi}{2}$. \square

Having established control of the angles between the intersection and the canonical frames we now set about bounding the 2-jet of the flowing surface.

Proposition 6.2.9. *The time and spatial derivatives of the intersection and constant angle conditions yield the following relationships between the flowing and boundary surfaces:*

$$\nabla_1 H = -H(\tilde{\Gamma}_{(212)} + \coth B \tilde{A}_{(12)}^{(1)}), \quad \nabla_2 H = -\frac{H}{\sinh B} \tilde{A}_{(22)}^{(1)}, \quad (6.12)$$

$$C_{(12)}^{(1)} = \frac{1}{\sinh B} \tilde{A}_{(12)}^{(2)}, \quad C_{(12)}^{(2)} = -\tilde{C}_{(12)}^{(2)} + \coth B \tilde{A}_{(22)}^{(2)}, \quad (6.13)$$

$$A_{(12)}^{(1)} = \tilde{A}_{(12)}^{(1)}, \quad A_{(11)}^{(2)} = \tilde{A}_{(11)}^{(2)}, \quad (6.14)$$

$$\Gamma_{(112)} = \cosh B \tilde{\Gamma}_{(112)} + \sinh B \tilde{A}_{(11)}^{(1)}, \quad (6.15)$$

$$A_{(11)}^{(1)} = \sinh B \tilde{\Gamma}_{(112)} + \cosh B \tilde{A}_{(11)}^{(1)}, \quad (6.16)$$

$$A_{(12)}^{(2)} = \cosh B \tilde{A}_{(12)}^{(2)} + \sinh B \tilde{C}_{(1\hat{1})}^{(2)}, \quad (6.17)$$

$$C_{(1\hat{1})}^{(2)} = -\sinh B \tilde{A}_{(12)}^{(2)} - \cosh B \tilde{C}_{(1\hat{1})}^{(2)}. \quad (6.18)$$

Here and throughout, A , Γ and C are the second fundamental form, tangent and normal connections of the flowing disc, in adapted frame components, so for example, $A_{(ab)}^{(\hat{c})} = \langle A(\hat{e}_{(a)}, \hat{e}_{(b)}), \hat{f}_{(c)} \rangle$, where a hat on a frame index means it is in the normal direction. Similar notation holds for tilded quantities.

Proof. In order to differentiate the constant angle condition we need to compute the evolution of the adapted frames. Starting with the frame adapted to the boundary surface we compute in normal coordinates:

$$\begin{aligned} \frac{\partial}{\partial s} \hat{e}_{(b)}^{\circ} &= X^{(d)} \partial_{(d)} \hat{e}_{(b)}^{\circ} = X^{(d)} \bar{\nabla}_{(d)} \hat{e}_{(b)}^{\circ} = X^{(d)} [\tilde{\nabla}_{(d)} \hat{e}_{(b)}^{\circ} - \tilde{A}_{(db)}^{(\hat{c})} \hat{f}_{(c)}^{\circ}] \\ &= -\frac{H}{\sinh B} [\tilde{\nabla}_{(2)} \hat{e}_{(b)}^{\circ} - \tilde{A}_{(2b)}^{(\hat{c})} \hat{f}_{(c)}^{\circ}] = -\frac{H}{\sinh B} \tilde{\Gamma}_{(2b)}^{(d)} \hat{e}_{(d)}^{\circ} + \frac{H}{\sinh B} \tilde{A}_{(2b)}^{(\hat{d})} \hat{f}_{(d)}^{\circ}, \end{aligned}$$

where we have used the splitting (3.2) and (3.3) of the ambient connection and assumed that the flow at the edge is orthogonal to the intersection in $\tilde{\Lambda}$ (see Note 5.3.4).

Similarly we find that

$$\begin{aligned} \frac{\partial}{\partial s} \hat{f}_{(b)}^{\circ} &= -\frac{H}{\sinh B} \tilde{A}_{(2\hat{b})}^{(d)} \hat{e}_{(d)}^{\circ} - \frac{H}{\sinh B} \tilde{C}_{(2\hat{b})}^{(\hat{d})} \hat{f}_{(d)}^{\circ}, \\ \frac{\partial}{\partial s} \hat{e}_{(b)}^{\circ} &= -\frac{H}{\sinh B} \tilde{\Gamma}_{(2\hat{d})}^{(b)} \hat{e}_{(d)}^{\circ} + \frac{H}{\sinh B} \tilde{A}_{(2\hat{d})}^{(b)} \hat{f}_{(d)}^{\circ}, \\ \frac{\partial}{\partial s} \hat{f}_{(b)}^{\circ} &= -\frac{H}{\sinh B} \tilde{A}_{(2\hat{d})}^{(\hat{b})} \hat{e}_{(d)}^{\circ} - \frac{H}{\sinh B} \tilde{C}_{(2\hat{d})}^{(\hat{b})} \hat{f}_{(d)}^{\circ}. \end{aligned}$$

We now compute the evolution of the (co)frame of the flowing surface. To this end let

$$\begin{aligned} \frac{\partial}{\partial s} \hat{e}_{(a)}^{\circ} &= M_{(b)}^{(a)} \hat{e}_{(b)}^{\circ} + N_{(b)}^{(a)} \hat{f}_{(b)}^{\circ}, \\ \frac{\partial}{\partial s} \hat{f}_{(a)}^{\circ} &= K_{(a)}^{(b)} \hat{e}_{(b)}^{\circ} + L_{(a)}^{(b)} \hat{f}_{(b)}^{\circ}, \end{aligned}$$

where K, L, M and N are 2×2 matrices to be determined.

Differentiating $\langle \hat{e}_{(a)}^{\circ}, \hat{f}_{(b)}^{\circ} \rangle = 0$ with respect to time implies that $N_{(b)}^{(a)} = -K_{(b)}^{(a)}$ and a standard calculation (see e.g. [3]) shows that

$$K_{(b)}^{(a)} = \hat{e}_{(a)}^{\circ j} \nabla_j H_{(b)} + H^{(c)} C_{(\hat{c}\hat{b})}^{(a)},$$

and so we have

$$\begin{aligned} \frac{\partial}{\partial s} \hat{e}_{(a)}^{\circ} &= M_{(b)}^{(a)} \hat{e}_{(b)}^{\circ} - [\nabla^{(a)} H_{(b)} + H C_{(\hat{1}\hat{b})}^{(a)}] \hat{f}_{(b)}^{\circ}, \\ \frac{\partial}{\partial s} \hat{f}_{(a)}^{\circ} &= [\nabla^{(b)} H_{(a)} + H C_{(\hat{1}\hat{a})}^{(b)}] \hat{e}_{(b)}^{\circ} + L_{(a)}^{(b)} \hat{f}_{(b)}^{\circ}, \end{aligned}$$

with L and M to be determined. This we do by the time derivative of the intersection and constant angle conditions in adapted frames:

$$0 = \frac{\partial}{\partial s} \langle \dot{e}^{(a)}, \dot{\tilde{e}}^{(b)} \rangle = \frac{\partial}{\partial s} \langle \dot{e}^{(a)}, \dot{\tilde{f}}^{(b)} \rangle = \frac{\partial}{\partial s} \langle \dot{f}^{(a)}, \dot{\tilde{e}}^{(b)} \rangle = \frac{\partial}{\partial s} \langle \dot{f}^{(a)}, \dot{\tilde{f}}^{(b)} \rangle.$$

For example, consider

$$\begin{aligned} 0 &= \frac{\partial}{\partial s} \langle \dot{f}^{(1)}, \dot{\tilde{e}}^{(1)} \rangle = \langle \frac{\partial}{\partial s} \dot{f}^{(1)}, \dot{\tilde{e}}^{(1)} \rangle + \langle \dot{f}^{(1)}, \frac{\partial}{\partial s} \dot{\tilde{e}}^{(1)} \rangle \\ &= \langle (\nabla^{(b)} H_{(1)} + HC_{(11)}^{(b)}) \dot{e}^{(b)} + L_{(1)}^{(b)} \dot{f}^{(b)}, \dot{\tilde{e}}^{(1)} \rangle - \frac{H}{\sinh B} \langle \dot{f}^{(1)}, \tilde{\Gamma}_{(2\ d)}^{(1)} \dot{\tilde{e}}^{(d)} - \tilde{A}_{(2d)}^{(1)} \dot{\tilde{f}}^{(d)} \rangle \\ &= \nabla^{(1)} H_{(1)} - \frac{H}{\sinh B} \left[\sinh B \tilde{\Gamma}_{(2\ 2)}^{(1)} - \cosh B \tilde{A}_{(2i)}^{(1)} \right] \\ &= -\nabla_{(1)} H - H \left[\tilde{\Gamma}_{(212)} + \coth B \tilde{A}_{(12)}^{(1)} \right], \end{aligned}$$

which is the first of equations (6.12). Similarly we find that

$$\begin{aligned} 0 &= L_{(1)}^{(1)} = L_{(2)}^{(2)} = M_{(1)}^{(1)} = M_{(2)}^{(2)}, \\ L_{(1)}^{(2)} &= -L_{(2)}^{(1)} = H(\tilde{A}_{(22)}^{(2)} - \coth B \tilde{C}_{(2\hat{1}\hat{2})}), \\ M_{(1)}^{(2)} &= -M_{(2)}^{(1)} = H(\coth B \tilde{\Gamma}_{(212)} + \tilde{A}_{(12)}^{(1)}), \end{aligned}$$

and the rest of equations (6.12) and (6.13).

Equations (6.14) to (6.17) follow from the space derivatives of the intersection and constant angle conditions. For example taking the covariant derivative of this w.r.t. the ambient connection we find

$$\langle \bar{\nabla}_{\dot{e}^{(1)}} \dot{e}^{(a)}, \dot{\tilde{e}}^{(b)} \rangle + \langle \dot{e}^{(a)}, \bar{\nabla}_{\dot{e}^{(1)}} \dot{\tilde{e}}^{(b)} \rangle = 0.$$

From decomposing the ambient connection as in equation (3.2), for $a = 2$ and $b = 1$ we get

$$\langle \bar{\nabla}_{\dot{e}^{(1)}} \dot{e}^{(2)}, \dot{\tilde{e}}^{(1)} \rangle = \langle \nabla_{\dot{e}^{(1)}} \dot{e}^{(2)} - A_{(12)}^{(\hat{c})} \dot{f}^{(c)}, \dot{\tilde{e}}^{(1)} \rangle = \Gamma_{(12)}^{(1)},$$

and equation (3.2) along with the relationship between the two sets of frames also gives

$$\begin{aligned} \langle \dot{e}^{(2)}, \nabla_{\dot{e}^{(1)}} \dot{\tilde{e}}^{(1)} \rangle &= \langle \cosh B \dot{\tilde{e}}^{(2)} + \sinh B \dot{\tilde{f}}^{(1)}, \tilde{\nabla}_{\dot{e}^{(1)}} \dot{\tilde{e}}^{(1)} - \tilde{A}_{(11)}^{(\hat{c})} \dot{\tilde{f}}^{(c)} \rangle \\ &= \cosh B \tilde{\Gamma}_{(11)}^{(2)} - \sinh B \tilde{A}_{(11)}^{(1)}. \end{aligned}$$

Putting these together we find

$$\Gamma_{(12)}^{(1)} + \cosh B \tilde{\Gamma}_{(11)}^{(2)} + \sinh B \tilde{A}_{(11)}^{(1)} = 0,$$

which can be rearranged to give equation (6.15). The other equations follow similarly by covariantly differentiating the inner product of other frame vectors. \square

We now bound the second derivatives of the flowing surface by those of the boundary surface along the edge.

Theorem 6.2.10. *Suppose that the initial conditions B and C are chosen to satisfy inequalities (6.8), (6.10) and (6.11) and $0 < \theta < \pi/2$, $0 < \psi < \pi/2$. Then for as long as the flow exists $|d^2 F_s| < C_1(|d^2 \tilde{F}|)$ at the edge.*

Proof. The idea of the proof is to use equations (6.13) to (6.18), together with the spatial derivative of the asymptotic holomorphicity condition, to bound the derivatives of the 1-jet, as expressed by the quantities λ , μ , ϕ and ϑ . Note that by the identity (4.2) the derivatives of $\vartheta = \mathbb{R}e(\rho)$ are determined by those of λ , $\mu = |\sigma|/|\lambda|$ and $\phi = \arg(\sigma)$ - an artifact of partial derivatives commuting.

The 2-jet of the flowing surface will ultimately be bounded by the 2-jet of the boundary surface. As we proceed we gather these edge 2-jet terms together on the right-hand side and denote them by a generic function $\tilde{\mathcal{F}}$ which is bounded for a C^2 boundary surface. That is, we write $\tilde{\mathcal{F}}$ (possibly with a subscript) for quantities that only depend on the slopes $\tilde{\lambda}$, $\tilde{\mu}$, $\tilde{\phi}$ and $\tilde{\vartheta}$ and their first derivatives.

A complicating factor in this scheme is that derivatives of the angles $\theta, \tilde{\theta}, \psi, \tilde{\psi}$ also enter into some computations and have to be controlled.

The estimates will hold for any point $\gamma \in f_s(\partial D)$ and for computational simplicity we translate and rotate so that the point is $\xi = \eta = 0$. The derivatives at such a point naturally split into normal and tangential components relative to the edge of the flowing disc and for any function $\Phi : D \rightarrow \mathbb{R}$ we denote the tangential and normal derivatives by

$$\Phi_{|1} = \dot{e}_{(1)}^j \frac{\partial \Phi}{\partial x^j}, \quad \Phi_{|2} = \dot{e}_{(2)}^j \frac{\partial \Phi}{\partial x^j},$$

respectively, where $\{\dot{e}_{(1)}, \dot{e}_{(2)}\}$ are the adapted frames.

The expressions which link equations (6.13) to (6.18) to the derivatives of the 1-jet are the projections of the submanifold equations (3.2) and (3.3):

$$A_{(ab)}^{(\hat{e})} = f_j^{(\hat{c})} \perp P_k^j \dot{e}_{(a)}^l \bar{\nabla}_l \dot{e}_{(b)}^k, \quad (6.19)$$

$$C_{(a)}^{(\hat{2})}{}_{(\hat{1})} = \dot{e}_{(a)}^j \parallel P_j^k \dot{f}_l^{(\hat{2})} \bar{\nabla}_k \dot{f}_{(1)}^l, \quad \Gamma_{(a)}^{(2)}{}_{(1)} = \dot{e}_{(a)}^j \parallel P_j^k \dot{e}_l^{(\hat{2})} \bar{\nabla}_k \dot{e}_{(1)}^l, \quad (6.20)$$

the expression for the aligned frames

$$\begin{aligned} \dot{e}_{(1)} &= \cos \theta e_{(1)} - \sin \theta e_{(2)}, & \dot{e}_{(2)} &= \sin \theta e_{(1)} + \cos \theta e_{(2)}, \\ \dot{f}_{(1)} &= \cos \psi f_{(1)} + \sin \psi f_{(2)}, & \dot{f}_{(2)} &= -\sin \psi f_{(1)} + \cos \psi f_{(2)}, \end{aligned}$$

and the coordinate expressions in Proposition 4.2.1 for the canonical frames. Similar expressions also hold for the boundary surface with tilded quantities.

We want to bound $\lambda_{|1}, \lambda_{|2}, \mu_{|1}, \mu_{|2}, \phi_{|1}$ and $\phi_{|2}$, as well as the gauge terms $\theta_{|1}, \tilde{\theta}_{|1}, \psi_{|1}$ and $\tilde{\psi}_{|1}$.

This last term can be bounded by noting that, by the first of equations (6.13) and (6.18) we have

$$\frac{1}{\sinh B} \tilde{A}_{(12)}^{(\hat{2})} = C_{(\hat{1}\hat{2})}^{(1)} = C_{(\hat{1}\hat{1})}^{(\hat{2})} = -\sinh B \tilde{A}_{(12)}^{(\hat{2})} - \cosh B \tilde{C}_{(\hat{1}\hat{1})}^{(\hat{2})}.$$

Now since $\tilde{A}_{(12)}^{(\hat{2})}$ consists 2-jet terms of the boundary and by the first expression in (6.20) we find that

$$\tilde{C}_{(\hat{1}\hat{1})}^{(\hat{2})} = \tilde{\psi}_{|1} + \tilde{\mathcal{F}}_1 = -\coth B \tilde{A}_{(12)}^{(\hat{2})} = \tilde{\mathcal{F}}_2.$$

Thus we have

$$\tilde{\psi}_{|1} = \tilde{\mathcal{F}}_3,$$

and our first bound.

The tangential derivative of the asymptotic holomorphic condition can be written

$$\lambda_{|1} = \frac{\lambda}{\mu} \mu_{|1}. \quad (6.21)$$

Moreover, we have from equations (6.17) and (6.14) that

$$\begin{aligned} \sin(\theta - \psi) A_{(12)}^{(\hat{1})} - \cos(\theta - \psi) A_{(12)}^{(\hat{2})} &= \sin(\theta - \psi) \tilde{A}_{(12)}^{(\hat{1})} - \cos(\theta - \psi) [\cosh B \tilde{A}_{(12)}^{(\hat{2})} + \sinh B \tilde{C}_{(11)}^{(\hat{2})}] \\ &= \tilde{\mathcal{F}}. \end{aligned}$$

Now using the explicit expression in Proposition 4.2.4 for the second fundamental form in terms of the 2-jet we find that we have

$$\lambda_{|2} = \frac{\lambda}{1 - \mu^2} \left[(1 + \mu - 2 \sin^2 \theta) \mu_{|2} - 2 \cos \theta \sin \theta \mu (1 - \mu^2)^{\frac{1}{2}} \phi_{|2} \right] + \tilde{\mathcal{F}}. \quad (6.22)$$

Equations (6.21) and (6.22) bound the derivatives of λ by the other derivatives and so we can reduce our list of derivatives, leaving us with $\mu_{|1}$, $\phi_{|1}$, $\theta_{|1}$, $\tilde{\theta}_{|1}$, $\psi_{|1}$, $\mu_{|2}$ and $\phi_{|2}$. These split naturally into tangent and normal derivatives which we now exploit.

The five equations (6.13) to (6.18) give a linear system for the five tangential derivatives which is of the form

$$\begin{bmatrix} * & * & 0 & 0 & 0 \\ * & * & 0 & 0 & * \\ * & * & 0 & 0 & * \\ * & * & 0 & 1 & 0 \\ * & * & -1 & 0 & * \end{bmatrix} \begin{bmatrix} \frac{1}{2\mu(1-\mu^2)} \mu_{|1} \\ \frac{\mu}{2\sqrt{1-\mu^2}} \phi_{|1} \\ \theta_{|1} \\ \psi_{|1} \\ \sinh B \tilde{\theta}_{|1} \end{bmatrix} = \tilde{\mathcal{F}}.$$

Note that $|d\sigma|^2 = d|\sigma|^2 + |\sigma|^2 |d\phi|^2$ and so to bound the gradients of σ we need only bound $d|\sigma|$ and $|\sigma|d\phi = |\lambda|\mu\phi$.

The last two equations imply that bounds on $\mu_{|1}$, $\phi_{|1}$ and $\tilde{\theta}_{|1}$ yield bounds on $\theta_{|1}$ and $\psi_{|1}$. Thus we are left with a 3×3 system for $\mu_{|1}$, $\phi_{|1}$ and $\tilde{\theta}_{|1}$ with matrix of coefficients

$$\begin{bmatrix} 1 - \cos 2\theta\mu & \sin 2\theta & 0 \\ \sin 2\psi + (\sin 2\theta \cos 2\psi + \sin 2(\theta + \psi))\mu & \cos 2\theta \cos 2\psi + \cos 2(\theta + \psi) & \cos(\theta + \psi) \\ \cos 2\psi - (\sin 2\theta \sin 2\psi - \cos 2(\theta + \psi))\mu & -\cos 2\theta \sin 2\psi - \sin 2(\theta + \psi) & -\sin(\theta + \psi) \end{bmatrix}.$$

The determinant of this matrix is

$$\cos \psi \sin \theta (1 + \mu) + \cos \theta \sin \psi (1 - \mu) > 0,$$

where the inequality follows from (6.8), (6.10) and (6.11). We can therefore invert the system to yield bounds on the tangential derivatives: $\mu_{|1}$, $\phi_{|1}$ and $\tilde{\theta}_{|1}$. The final tangential derivative we have to bound is $\vartheta_{|1}$ and this follows readily from differentiating equation (4.13) along the edge.

We turn now to bounding the normal derivatives $\mu_{|2}$ and $\phi_{|2}$. These are controlled by the tangential derivatives due to the generalized Coddazzi-Mainardi equation (4.2) and the condition (5.5). To see this, introduce

$$\alpha_\theta = \cos \theta \alpha_1 - \sin \theta \alpha_2 = \frac{1}{\sqrt{2}} \left(\frac{\cos \theta}{(|\lambda| - |\sigma|)^{\frac{1}{2}}} + \frac{i \sin \theta}{(|\lambda| + |\sigma|)^{\frac{1}{2}}} \right) e^{-\frac{i}{2}\phi + \frac{i}{4}\pi},$$

so that the tangential and normal derivative operators are

$$\dot{e}_{(1)} = \alpha_\theta \frac{\partial}{\partial \xi} + \bar{\alpha}_\theta \frac{\partial}{\partial \bar{\xi}}, \quad \dot{e}_{(2)} = \alpha_{\theta - \frac{\pi}{2}} \frac{\partial}{\partial \xi} + \bar{\alpha}_{\theta - \frac{\pi}{2}} \frac{\partial}{\partial \bar{\xi}},$$

which can be inverted to

$$\frac{\partial}{\partial \xi} = -i(\lambda^2 - |\sigma|^2)^{\frac{1}{2}} [\bar{\alpha}_{\theta - \frac{\pi}{2}} \dot{e}_{(1)} - \bar{\alpha}_\theta \dot{e}_{(2)}].$$

Equation (4.2) says that

$$\partial \bar{\sigma} - \bar{\partial} \vartheta - i \bar{\partial} \lambda = \tilde{\mathcal{F}},$$

which relates certain tangential and normal derivatives. Thus

$$\vartheta_1 = \alpha_\theta \partial \vartheta + \bar{\alpha}_\theta \bar{\partial} \vartheta = \alpha_\theta (i \partial \lambda + \bar{\partial} \sigma) + \bar{\alpha}_\theta \bar{\partial} (-i \bar{\partial} \lambda + \partial \bar{\sigma}) + \tilde{\mathcal{F}}.$$

Now a direct computation reduces this to

$$-(1 - \cos \theta)(\mu + \cos 2\theta)\mu_{|2} + \sin 2\theta(1 - \cos \theta)\mu(1 - \mu^2)^{\frac{1}{2}}\phi_{|2} = \tilde{\mathcal{F}}.$$

On the other hand equation (5.5) implies that

$$\cos(\theta + \psi)\mu_{|2} - \sin(\theta + \psi)\mu(1 - \mu^2)^{\frac{1}{2}}\phi_{|2} = \tilde{\mathcal{F}}.$$

The last two equations form a linear system for $\mu_{|2}$ and $\phi_{|2}$ whose coefficients have determinant

$$-(1 - \cos \theta)\mu(1 - \mu^2)^{\frac{1}{2}}[\cos \psi \cos \theta(1 + \mu) + \sin \psi \sin \theta(1 - \mu)].$$

Inequalities (6.8), (6.10) and (6.11) ensure that this remains strictly negative during the flow and hence we can invert the system and get bounds for $\mu_{|2}$ and $\phi_{|2}$. This completes the proof. \square

7. Existence of a Holomorphic Disc

In this section we prove that we can attach a holomorphic disc to the set of oriented normals of any non-umbilic convex hemisphere in \mathbb{E}^3 , considered as a surface in TS^2 .

Theorem 7.0.11. *Let S be a $C^{3+\alpha}$ smooth convex surface in \mathbb{E}^3 without umbilic points and suppose that the Gauss image of S contains a closed hemisphere. Let $\Sigma \subset TS^2$ be the oriented normals of S .*

Then $\exists f : D \rightarrow TS^2$ with $f \in C_{loc}^{2+\alpha}(D) \cap C^0(\bar{D})$ satisfying

- (i) *f is holomorphic,*
- (ii) *$f(\partial D) \subset \Sigma$.*

Proof. By a rotation in \mathbb{E}^3 and the induced action on TS^2 we can take the pole of Σ to $\xi = 0$. Now deform Σ to $\tilde{\Sigma}$ by adding a holomorphic twist. Thus if Σ is given by the graph function $\eta = F(\xi, \bar{\xi})$, then $\tilde{\Sigma}$ is given by the graph function $\eta = \tilde{F}(\xi, \bar{\xi}) = F(\xi, \bar{\xi}) - iC_0\xi$. We choose $C_0 > 0$ large enough so that $\tilde{\Sigma}$ is positive at the pole.

We can now apply Theorem 6.2.1 to find a long-time solution $f \in C_{loc}^{2+\alpha}(D \times \mathbb{R}_{\geq 0}) \cap C^1(\bar{D} \times \mathbb{R}_{\geq 0})$ to mean curvature flow with edge in $\tilde{\Lambda}$, so long as the initial conditions B and C are chosen small enough.

In the following section we prove that this solution is asymptotically holomorphic. That is, in Proposition 7.1.3 we show that

$$|\sigma|^2 \rightarrow 0 \quad \text{as} \quad s \rightarrow \infty.$$

Thus we can deform the complex structure \mathbb{J} so that, for late enough time, the flowing disc is holomorphic with respect to the perturbed almost complex structure J_s . Moreover, we can pass to a sequence of almost complex structures J_n which converge uniformly in $C^{1+\alpha}$ to our original complex structure \mathbb{J} .

By Theorem 7.2.2 we can extract a convergent sequence of J -holomorphic discs if there exists an a priori area bound. In Proposition 7.3.1 such an area bound is shown to exist when the boundary surface is Lagrangian with a linear holomorphic twist. The limit disc $\tilde{f}_\infty(D)$, where $\tilde{f}_\infty \in C_{loc}^{2+\alpha}(D) \cap C^0(\bar{D})$, is holomorphic with respect to our original \mathbb{J} and is not bubbled since we have a gradient bound.

Finally, the holomorphic disc $f_\infty(D)$ with edge lying on Σ can now be obtained by subtracting the holomorphic twist. \square

7.1. Asymptotic holomorphicity. We now prove:

Proposition 7.1.1. *Under the mean curvature flow we have the following estimate:*

$$\left(\frac{\partial}{\partial s} - \mathbb{G}^{jk} \partial_j \partial_k \right) \left(\frac{|\sigma|^2}{\lambda^2 - |\sigma|^2} \right) \leq \frac{4\lambda}{|\sigma|^2} \frac{|\sigma|^4}{(\lambda^2 - |\sigma|^2)^2},$$

Proof. Our starting point is equation (5.3), which we rewrite in the form

$$\left(\frac{\partial}{\partial s} - \mathbb{G}^{jk} \partial_j \partial_k \right) \left(\frac{|\sigma|^2}{\lambda^2 - |\sigma|^2} \right) = I_1 + I_2 + I_3 + I_4,$$

where

$$I_1 = -2 \frac{(\lambda^2 + |\sigma|^2)}{(\lambda^2 - |\sigma|^2)^3} \left\| \lambda d|\sigma| - |\sigma| d\lambda - \frac{\lambda^2 - |\sigma|^2}{\lambda^2 + |\sigma|^2} \frac{\lambda |\sigma|}{1 + \xi \bar{\xi}} d(1 + \xi \bar{\xi}) \right\|^2,$$

$$I_2 = 2 \frac{(1 + \xi \bar{\xi}) \lambda^2 |\sigma|}{(\lambda^2 - |\sigma|^2)^3} \langle d(1 + \xi \bar{\xi}), \lambda d|\sigma| - |\sigma| d\lambda \rangle,$$

$$I_3 = -2 \frac{\lambda^2 |\sigma|^2}{(\lambda^2 - |\sigma|^2)^3} \left\| d\phi - 2(1 + \xi \bar{\xi})^{-1} j[d(1 + \xi \bar{\xi})] \right\|^2,$$

$$I_4 = \frac{|\sigma|^2}{2(\lambda^2 - |\sigma|^2)^2(\lambda^2 + |\sigma|^2)} \left\{ -i|\sigma|\lambda^2(\xi^2 e^{i\phi} - \bar{\xi}^2 e^{-i\phi}) + 4\lambda\{2 - \xi \bar{\xi}\}\lambda^2 + 2|\sigma|^2 \right\}.$$

Here $\sigma = |\sigma|e^{i\phi}$ and we have introduced the flat complex structure $j(d\xi) = id\xi$.

Introduce the flat metric

$$\langle d\xi, d\bar{\xi} \rangle = 1, \quad \langle d\xi, d\xi \rangle = \langle d\bar{\xi}, d\bar{\xi} \rangle = 0,$$

on Σ via its coordinate ξ . Denote the flat norm and inner product by $|\cdot|$ and $\langle \cdot, \cdot \rangle$, and the norm and inner product of g by $\|\cdot\|$ and $\langle\langle \cdot, \cdot \rangle\rangle$. The following estimates will prove useful:

Lemma 7.1.2.

$$\frac{(1 + \xi \bar{\xi})^2(-\lambda - |\sigma|)}{\lambda^2 - |\sigma|^2} |X|^2 \leq \|X\|^2 \leq \frac{(1 + \xi \bar{\xi})^2(-\lambda + |\sigma|)}{\lambda^2 - |\sigma|^2} |X|^2.$$

First we estimate I_1 using the flat metric and Lemma 7.1.2:

$$I_1 \leq -2 \frac{(1 + \xi\bar{\xi})^2 (\lambda^2 + |\sigma|^2)}{(\lambda^2 - |\sigma|^2)^3 (-\lambda + |\sigma|)} \left| \lambda d|\sigma| - |\sigma| d\lambda - \frac{\lambda^2 - |\sigma|^2}{\lambda^2 + |\sigma|^2} \frac{\lambda|\sigma|}{1 + \xi\bar{\xi}} d(1 + \xi\bar{\xi}) \right|^2,$$

and so after completing the squares

$$I_1 + I_2 \leq -2 \frac{(1 + \xi\bar{\xi})^2 (\lambda^2 + |\sigma|^2)}{(\lambda^2 - |\sigma|^2)^3 (-\lambda + |\sigma|)} \left\{ \left| \lambda d|\sigma| - |\sigma| d\lambda + \frac{(-\lambda + |\sigma|)(-\lambda + 2|\sigma|)\lambda|\sigma|}{2(\lambda^2 + |\sigma|^2)(1 + \xi\bar{\xi})} d(1 + \xi\bar{\xi}) \right|^2 - \frac{\lambda(-\lambda + |\sigma|)^2 (-3\lambda - 4|\sigma|)}{4(\lambda^2 + |\sigma|^2)^2} \frac{\lambda^2 |\sigma|^2}{(1 + \xi\bar{\xi})^2} \left| d(1 + \xi\bar{\xi}) \right|^2 \right\}.$$

Clearly I_3 is negative, so we discard it. To estimate I_4 we use

$$-2\xi\bar{\xi} \leq i(\xi^2 e^{i\phi} - \bar{\xi}^2 e^{-i\phi}) \leq 2\xi\bar{\xi}.$$

Thus

$$I_4 \leq \frac{|\sigma|^2}{2(\lambda^2 - |\sigma|^2)^2 (\lambda^2 + |\sigma|^2)} \left\{ 2|\sigma| \lambda^2 \xi\bar{\xi} + 2\lambda \{ [4 - 2\xi\bar{\xi}] \lambda^2 + 4|\sigma|^2 \} \right\}.$$

Combining the estimates

$$\left(\frac{\partial}{\partial s} - \mathbb{G}^{jk} \partial_j \partial_k \right) \left(\frac{|\sigma|^2}{\lambda^2 - |\sigma|^2} \right) \leq \frac{4\lambda |\sigma|^2}{(\lambda^2 - |\sigma|^2)^2} + \frac{\lambda^2 |\sigma|^2 (\lambda^3 + 2\lambda^2 |\sigma| - 2\lambda |\sigma|^2 - |\sigma|^3) \xi\bar{\xi}}{(\lambda^2 - |\sigma|^2)^3 (\lambda^2 + |\sigma|^2)}.$$

In fact, we can achieve $|\lambda| \geq 3|\sigma|$ throughout the flow (see Corollary 6.2.6), so that

$$\begin{aligned} \left(\frac{\partial}{\partial s} - \mathbb{G}^{jk} \partial_j \partial_k \right) \left(\frac{|\sigma|^2}{\lambda^2 - |\sigma|^2} \right) &\leq \frac{4\lambda |\sigma|^2}{(\lambda^2 - |\sigma|^2)^2} + \frac{\lambda^5 |\sigma|^2 \xi\bar{\xi}}{9(\lambda^2 - |\sigma|^2)^3 (\lambda^2 + |\sigma|^2)} \\ &\leq \frac{4\lambda}{|\sigma|^2} \frac{|\sigma|^4}{(\lambda^2 - |\sigma|^2)^2}. \end{aligned}$$

This completes the proof. \square

Proposition 7.1.3. *The mean curvature flow is asymptotically holomorphic:*

$$|\sigma|^2 \rightarrow 0 \quad \text{as} \quad s \rightarrow \infty.$$

Proof. At the edge this follows from the second Neumann condition. To consider the interior, recall the following estimate:

$$\left(\frac{\partial}{\partial s} - \mathbb{G}^{jk} \partial_j \partial_k \right) \left(\frac{|\sigma|^2}{\lambda^2 - |\sigma|^2} \right) \leq \frac{4\lambda}{|\sigma|^2} \frac{|\sigma|^4}{(\lambda^2 - |\sigma|^2)^2}.$$

This is of the form

$$\left(\frac{\partial}{\partial s} - \mathbb{G}^{jk} \partial_j \partial_k \right) f \leq -C_1^2 f^2,$$

for the positive function f given by

$$f = \frac{|\sigma|^2}{\lambda^2 - |\sigma|^2},$$

and C_1 is a constant such that

$$\frac{4|\lambda|}{|\sigma|^2} \geq C_1^2,$$

which exists by Corollary 6.2.6. Following Ecker and Huisken [4], let $g = sf$ and compute

$$\left(\frac{\partial}{\partial s} - \mathbb{G}^{jk} \partial_j \partial_k \right) g \leq gs^{-1} (1 - C_1^2 g).$$

Now suppose that the maximum of g occurs in the interior of the disc. Then, by the maximum principle we must have $1 - C_1^2 g \geq 0$ or, equivalently, $f \leq C_1^{-2} s^{-1}$. Returning to our notation, this means that

$$\frac{|\sigma|^2}{\lambda^2 - |\sigma|^2} \leq \frac{1}{C_1^2 s},$$

or

$$|\sigma|^2 \leq \frac{\lambda^2 - |\sigma|^2}{C_1^2 s} \leq \frac{C_2}{s}.$$

That is, the flow is asymptotically holomorphic. □

7.2. Compactness of the manifold of J -holomorphic discs. Let (\mathbb{M}, \mathbb{G}) be a 4-manifold with neutral metric and complex structure \mathbb{J} . Fix a totally real compact (possibly with boundary) $C^{2+\alpha}$ surface $\tilde{\Sigma} \subset \mathbb{M}$, such that $\pi_2(\mathbb{M}, \tilde{\Sigma}) = \emptyset$. Let G be any fixed Riemannian metric on \mathbb{M} .

Definition 7.2.1. A sequence of immersed discs $f_n(D) \subset (\mathbb{M}, \mathbb{G})$ is said to be *uniformly positive* if $\exists C_1 > 0$ such that

$$\mathbb{G}(X_n, X_n) > C_1 G(X_n, X_n) \quad \forall X_n \in T f_n(D).$$

Note that this property is independent of the Riemannian metric G (with different C_1).

We now state a compactness theorem for the space of J -holomorphic discs with edge in a totally real surface.

Theorem 7.2.2. *Let J_n be a sequence of $C^{1+\alpha}$ almost complex structures and $f_n \in C_{loc}^{2+\alpha}(D) \cap C^1(\bar{D})$ uniformly be a sequence of J_n -holomorphic discs with edge in $\tilde{\Sigma}$, such that*

- (1) $f_n(D)$ lies in a fixed compact set of \mathbb{M} for all n ,
- (2) $J_n \rightarrow \mathbb{J}$ uniformly in $C^{1+\alpha}$,
- (3) $f_n(D)$ is uniformly positive,
- (4) there exists a constant C_1 such that, for all n ,

$$\text{Area}_{\mathbb{G}}(f_n(D)) < C_2.$$

Then there exists a subsequence that converges to a limit map $f_\infty \in C_{loc}^{2+\alpha}(D) \cap C^0(\bar{D})$ such that $f_\infty(\partial D) \subset \tilde{\Sigma}$ and f_∞ is \mathbb{J} -holomorphic.

Proof. This result follows from the main theorem of [7] (see also [16]) once the following is noted. By the uniform positivity of $f_n(D)$ and condition (4) we have that

$$C_1 \text{Area}_G(f_n(D)) < \text{Area}_{\mathbb{G}}(f_n(D)) < C_2,$$

and so we have an a priori area bound for the area of the discs $f_n(D)$ with respect to the Riemannian metric G . This is all that is required to apply the referenced theorem. □

7.3. A priori area bound. The main ingredient in compactness of the space of holomorphic discs is an a priori area bound with respect to the indefinite metric:

Proposition 7.3.1. *Let $f : D \rightarrow TS^2$ be a positive disc with edge lying in $\tilde{\Sigma}$, a linear perturbation of a Lagrangian surface, as given in section 5.3. Then the area of $f(D)$ has the a priori bound*

$$\text{Area}_{\mathbb{G}}(f(D)) \leq \pi C_0.$$

Proof. Recall the expression for the area form of the induced metric

$$\text{Area}_{\mathbb{G}}(f(D)) = \iint_D \sqrt{\lambda^2 - \sigma\bar{\sigma}} \frac{d\xi d\bar{\xi}}{(1 + \xi\bar{\xi})^2},$$

where

$$\lambda = \text{Im} (1 + \xi\bar{\xi})^2 \partial \left(\frac{F}{(1 + \xi\bar{\xi})^2} \right) \quad \sigma = -\partial\bar{F}.$$

Thus

$$\text{Area}_{\mathbb{G}}(f(D)) \leq \iint_D |\lambda| \frac{d\xi d\bar{\xi}}{(1 + \xi\bar{\xi})^2} = - \iint_{D_s} \Omega,$$

where Ω is the symplectic form on TS^2 . Since this 2-form is closed and $f(\partial D) \subset \tilde{\Sigma}$ we have

$$\iint_D \Omega - \iint_{\Sigma'_0} \Omega = 0,$$

where Σ'_0 is the disc in $\tilde{\Sigma}$ which is contained within the edge of $f(D)$. In fact, the symplectic form is exact

$$\Omega = d\Theta \quad \text{where} \quad \Theta = \frac{2(\eta d\bar{\xi} + \bar{\eta} d\xi)}{(1 + \xi\bar{\xi})^2},$$

and so

$$\text{Area}_{\mathbb{G}}(f(D)) \leq - \int_{\partial\Sigma'_0} \Theta.$$

But a straight-forward computation shows that, when $\tilde{\Sigma}$ is a linear holomorphic deformation of a Lagrangian disc, in terms of polar coordinates (R, ϑ) , $\xi = Re^{i\vartheta}$:

$$\int_{\partial\Sigma'_0} \Theta = - \int_{\partial\Sigma'_0} \frac{2C_0 R^2}{(1 + R^2)^2} d\vartheta.$$

Thus the area can be estimated by the winding number of the edge about the origin

$$\begin{aligned} \text{Area}_{\mathbb{G}}(f(D)) &\leq \int_{\partial\Sigma'_0} \frac{4C_0 R^2}{(1 + R^2)^2} d\vartheta \\ &\leq \left(\text{Max} \frac{2C_0 R^2}{(1 + R^2)^2} - \text{Min} \frac{2C_0 R^2}{(1 + R^2)^2} \right) \int_{\partial\Sigma'_0} d\vartheta \\ &\leq \pi C_0. \end{aligned}$$

□

8. Concluding Remarks

Background

The affirmation of such a venerable conjecture is deserving of some general remarks on the methods employed. The basic outline of the proof is as follows.

The Carathéodory conjecture is essentially a hyperbolic problem. By transferring to the enlarged geometric setting of the space of oriented lines, the neutral Kähler metric allows us to deform it to an elliptic boundary value problem. The mean curvature flow then allows us not only to solve this problem, but to get to the most rigid of elliptic objects: holomorphic curves. The proof of the Conjecture then follows from the global consequences of the flexibility of the totally real boundary condition in the neutral setting.

Thus, our proof brings together two currents in contemporary PDE: parabolic flows and the rigidity of J -holomorphic curves, both in a new geometric setting. That these techniques are just sufficient to prove the Carathéodory conjecture gives an indication of the depth at which it lies. The geometric setting (that of neutral Kähler surfaces) is sufficiently new that results from both of these fields require modification. In what follows we sketch the salient features of the proof, highlighting the key points and offering an enlarged perspective on the work.

Mean curvature flow

In the case of the mean curvature flow, we must establish a priori gradient estimates for long-time existence in the indefinite setting with higher codimension. In this instance the indefinite signature of the metric assists the analysis: as long as the flowing submanifold remains in a compact set, a mild curvature assumption ensures that singularity formation does not occur. Thus many of the difficulties associated with flowing in the definite case are avoided, and a general result on mean curvature flow of positive surfaces in indefinite manifolds is established. This “good” sign for mean curvature flow has also been exploited in other contexts [17].

However, the higher codimension significantly complicates the gradient estimates required for long-time existence. In addition, rather than working with the more usual case of compact submanifolds, we must consider the flow with mixed Dirichlet and Neumann boundary conditions and therefore all quantities have had to be controlled at the edge.

One can interpret our **I.B.V.P.** as a codimension two capillary problem. Previous research on this classical problem in codimension one use a variety of techniques to ensure long-time existence and convergence. In the higher codimension case many of these techniques are inadequate. For example, the Hopf maximum principle argument at the boundary employed in [22] fails, as we have no obvious notion of convexity. Similarly, barrier arguments are not available as we need arbitrary totally real boundary conditions for which explicit barriers with edge are difficult to construct.

From this perspective, our assumptions on initial and boundary data can be interpreted as increasing the hyperbolic adhesion between the edge of the flowing surface and the boundary surface. This stops the flow from leaving the boundary hemisphere and ensures that it is well-defined for all time. In general we do not expect convergence of the flow as this would over-prescribe the holomorphic disc at the edge. Passing to a convergent subsequence, with the drop in differentiability along the edge, is therefore probably unavoidable.

***J*-holomorphic curves**

For TS^2 with neutral metric a holomorphic curve is stationary for the area functional [10], and perhaps the most surprising aspect of this flow is that, under suitable circumstances, we use it to construct a holomorphic disc. To establish this we first prove that the flow is asymptotically holomorphic and then utilize compactness results for *J*-holomorphic discs with edge lying on a totally real surface. Once again, existing results must be modified, as our symplectic structure is not tamed by the complex structure, and our area bound is with respect to a non-Hermitian metric.

In this regard, the a priori area bound enjoyed by positive discs with edge lying in the linear holomorphic perturbation of a Lagrangian surface must be seen as a key element of our proof.

Neutral Kähler surfaces

Let us now turn to the geometric setting. The metric employed in the proof was first noted, as far as the authors are aware, by Study [23]. As shown in [9], it extends to a neutral Kähler structure and is canonical in the sense that it is the unique metric on the space of oriented lines (up to addition of a spherical element) that is invariant under the action of the Euclidean group [20].

Such an invariant metric exists on the space of oriented geodesics of any 3-dimensional space form and so our method may well extend to a proof of the Carathéodory conjecture in the 3-sphere and hyperbolic 3-space. In fact, there exist such invariant metrics on geodesic spaces of many symmetric spaces [1].

Perhaps some insight into the difficulty of the Conjecture in Euclidean 3-space is afforded by the following observation: the Kähler metric is not Kähler-Einstein and so mean curvature flow does not preserve the Lagrangian condition. Thus, viewed in \mathbb{E}^3 , our flow twists the normal lines and we lose the orthogonal surface. It might be that any proof of the conjecture must follow from the argument principle in some setting, and that, in order to approach these holomorphic objects the orthogonal surface must be destroyed in the process. Hence, any proof that remains exclusively in the space of surfaces in \mathbb{E}^3 may run into serious difficulties.

Local version of the Conjecture

Previous published efforts at proving the Carathéodory conjecture have been focused on establishing a local index conjecture due to Hamburger. Guided by the fact that the sum of the indices of isolated umbilic points on a closed convex body must be 2, Hamburger conjectured and then sought to establish a bound on the winding number of any isolated umbilic point [14].

Since isolated umbilic points with all indices less than or equal to 1 are easy to construct, the conjecture of Hamburger, often attributed to Loewner, is that the winding number of an isolated umbilic point must be less than or equal to 1 (recall that the index takes values in $\frac{1}{2}\mathbb{Z}$). Historically, most approaches to the Carathéodory conjecture attempt to prove this local version in the case where the surface is real analytic - the most recent attempt to improve the exposition of Hamburger's work can be found in [15]. Other work on umbilic points without the assumption of real analyticity include [13] and [21].

The methods employed in this paper can be extended to bound the index of an isolated umbilic point on a $C^{3+\alpha}$ surface. We briefly summarize the argument - details will follow in a future paper. Given a convex surface with isolated umbilic

point of index $I = 2 + k/2$ for $k \geq 0$ we can extend the surface to a closed convex surface. There will be other umbilic points on the surface and the sum of their indices will be $-k/2$. By moving into general position near these points we get k umbilics each of index $-1/2$.

In TS^2 we therefore have an embedded Lagrangian surface Σ with one complex point of index $4 + k$ and k complex points each of index -1 . Now by a neutral version of blowing-up these k negative index complex points can be removed by decreasing the genus of Σ . This attaches an $\mathbb{R}P^2$ in place of each -1 complex point and yields a sphere with k cross-caps: $\tilde{\Sigma} = \Sigma \# k(\mathbb{R}P^2) \subset \tilde{\mathbb{M}}$. The blowing-up can be carried out so that

- $\tilde{\mathbb{M}}$ is a neutral Kähler manifold,
- The translation group extends to a transitive action on $\tilde{\mathbb{M}}$ that is symplectic and holomorphic,
- $\tilde{\Sigma}$ is an embedded Lagrangian surface,
- $\tilde{\Sigma}$ is totally real except at the single complex point of index $4 + k$.

Now all of the arguments from this paper can be applied: the space of Lagrangian deformations fixing the complex point is a Banach manifold and is transverse for the $\bar{\partial}$ operator. Thus on generic deformations of the surface $\tilde{\Sigma}$ there cannot exist holomorphic curves with edge on $\tilde{\Sigma}$ unless they encircle a complex point.

Once again, the existence of holomorphic discs which do not encircle complex points is proved by mean curvature flow and the contradiction implies that $k < 0$, or the index of an isolated umbilic point on a convex $C^{3+\alpha}$ surface in Euclidean 3-space is less than 2. This raises the intriguing possibility of the existence of surfaces with an *exotic* umbilic point: a smooth (but not real analytic) surface with an isolated umbilic point of index $3/2$.

Acknowledgements The authors would like to thank Robert Bartnik, Helga Baum, Viktor Fromm, Ben Lambert, Karl Luttinger and Jean-Claude Sikorav for helpful discussions during the development of this work. During the later stages the authors benefited from discussions with many people and would like to thank Gerhard Huisken.

This research was supported by the Institute of Technology Tralee Research Investment Plan and the Research in Pairs program of the Mathematisches Forschungsinstitut Oberwolfach. The authors would like to thank the Mathematical Sciences Research Institute, Berkeley and the Max Planck Institut für Mathematik, Bonn for their hospitality.

APPENDIX A. NOTATION

Here we summarize the symbols we use:

\mathbb{E}^3	Euclidean 3-space
TS^2	total space of the tangent bundle to the 2-sphere
\mathbb{J}	complex structure
Ω	symplectic 2-form
\mathbb{G}	neutral metric
S	surface in \mathbb{E}^3
Σ	surface in TS^2

π	projection $TS^2 \rightarrow S^2$
\mathbb{M}	$n + m$ -dimensional manifold
γ	point in TS^2 , oriented line in \mathbb{E}^3
p	point in \mathbb{E}^3
$i(p)$	index of isolated umbilic point
$\mu(TS^2, T\Sigma)$	Keller-Maslov index of a curve on Σ
(ξ, η)	canonical coordinates on $TS^2 - \pi^{-1}(\infty)$
(R, θ)	polar coordinates for ξ
D	the open unit disc
∂D	the unit circle
$\bar{\partial}$	the Cauchy-Riemann operator
$C^{k+\alpha}$	Hölder space of functions
H^s	Sobolev space of functions
Lag	set of entire Lagrangian sections
Lag_0	set of entire Lagrangian sections with fixed point
\mathcal{F}	set of functions with edge on a surface
\mathcal{M}	set of holomorphic discs with edge on a totally real surface
I	analytic index of an elliptic boundary value problem
s	parabolic time variable
f_s	flowing submanifold
H_α	mean curvature vector
$\tilde{\Sigma}$	boundary surface in TS^2
$\bar{\nabla}$	ambient Levi-Civita connection
\overline{Ric}	ambient Ricci tensor
\overline{R}_{ijkl}	ambient Riemann tensor
∇^\parallel	induced Levi-Civita connection
∇^\perp	normal connection
$\{e_i, T_\alpha\}_{i,\alpha=1}^{n,m}$	background orthonormal frame in \mathbb{M}
$\{\tau_i, \nu_\alpha\}_{i,\alpha=1}^{n,m}$	orthonormal frame adapted to flowing submanifold
$A_{ij\alpha}$	second fundamental form
$C_{i\alpha}^\beta$	normal connection coefficients
Δ	Laplacian of induced connection
$\parallel P_i^j$	parallel projection operator
$\perp P_i^j$	perpendicular projection operator
ν	generalised tilt function
F	graph function of a section of $TS^2 \rightarrow S^2$
σ	shear of a 2-parameter family of oriented lines
ϕ	argument of σ
ϑ	divergence of a 2-parameter family of oriented lines
λ	twist of a 2-parameter family of oriented lines
Δ	$\Delta = \lambda^2 - \sigma ^2$
μ	$\mu = \sigma / \lambda $
$\{E_{(\mu)}\}_{\mu=1}^4$	orthonormal frame on TS^2
$\{e_{(a)}\}_{a=1}^2$	orthonormal frame of tangent bundle $T\Sigma$
$\{f_{(a)}\}_{a=1}^2$	orthonormal frame of normal bundle $N\Sigma$
$\{\hat{e}_{(a)}\}_{a=1}^2$	adapted orthonormal frame to tangent bundle $T\Sigma$
$\{\hat{f}_{(a)}\}_{a=1}^2$	adapted orthonormal frame to normal bundle $N\Sigma$

$M_{(\mu)}^{(\nu)}$	matrix of angles
B	hyperbolic angle between two intersecting positive surfaces
χ	perpendicular distance of an oriented line to the origin

REFERENCES

- [1] D.V. Alekseevsky, B. Guilfoyle and W. Klingenberg, *On the geometry of spaces of oriented geodesics*, Ann. Global Anal. Geom. **40** (2011) 389–409.
- [2] R. Bartnik, *Existence of maximal surfaces in asymptotically flat spacetimes*, Commun. Math. Phys. **94** (1984) 155–175.
- [3] J. Chen and J. Li, *Mean curvature flow of surface in 4-manifolds*, Adv. Math. **163** (2001) 287–309.
- [4] K. Ecker and G. Huisken, *Parabolic methods for the construction of spacelike slices of prescribed mean curvature in cosmological spacetimes*, Commun. Math. Phys. **135** (1991) 595–613.
- [5] S.D. Eidelman and N.V. Zhitashu, *Parabolic Boundary Value Problems*, Birkhäuser, Berlin, 1998.
- [6] A. Freire, *Mean curvature motion of graphs with constant contact angle at a free boundary*, Anal. and P.D.E. **3** (2010) 359–407.
- [7] V. Fromm, *Gromov compactness in Hölder spaces and minimal connections on jet bundles*, Preprint (2008) [math.SG/0808.0415].
- [8] B. Guilfoyle and W. Klingenberg, *Generalised surfaces in \mathbb{R}^3* , Math. Proc. R. Ir. Acad. **104A** (2004) 199–209.
- [9] B. Guilfoyle and W. Klingenberg, *An indefinite Kähler metric on the space of oriented lines*, J. London Math. Soc. **72**, (2005) 497–509.
- [10] B. Guilfoyle and W. Klingenberg, *On area-stationary surfaces in certain neutral Kähler 4-manifolds*, Beiträge Algebra Geom. **49** (2008) 481–490.
- [11] B. Guilfoyle and W. Klingenberg, *On Weingarten surfaces in Euclidean and Lorentzian 3-space*, Differential Geom. Appl. **28** (2010) 454–468.
- [12] M. Gromov, *Pseudoholomorphic curves in symplectic manifolds*, Invent. Math. **81** (1985) 307–347.
- [13] C. Gutierrez and J. Sotomayor, *Lines of curvature, umbilic points and Carathéodory conjecture*, Resen. Inst. Mat. Estat. Univ. São Paulo, **3** (1998) 291–322.
- [14] H. Hamburger, *Beweis einer Carathéodoryschen Vermutung I, II and III*, Ann. Math. **41** (1940) 63–86, Acta. Math. **73** (1941) 175–228, Acta. Math. **73** (1941) 229–332.
- [15] V. V. Ivanov, *An analytic conjecture of Carathéodory*, Siberian Math. J. **43** (2002) 251–322.
- [16] S. Ivashkovich and V. Shevchishin, *Gromov compactness theorem for J -complex curves with boundary*, Internat. Math. Res. Notices **22** (2000) 1167–1206.
- [17] G. Li and I. Salavessa, *Mean curvature flow of spacelike graphs*, in Differential Geometry: proceedings of the VII international colloquium, Santaigo de Compestela, World Scientific Publishing, 2009.
- [18] Y.-G. Oh, *Fredholm theory of holomorphic discs under the perturbation of boundary conditions*, Math. Z. **222** (1996) 505–520.
- [19] R. Penrose and W. Rindler, *Spinors and spacetime*, Volume 2, Cambridge University Press, 1986.
- [20] M. Salvai, *On the geometry of the space of oriented lines in Euclidean space*, Manuscripta Math. **118** (2005), 181–189.
- [21] B. Smyth and F. Xavier, *A sharp geometric estimate for the index of an umbilic on a smooth surface*, Bull. London Math. Soc. **24** (1992) 176–180.
- [22] A. Stahl, *Regularity estimates for solutions to the mean curvature flow with a Neumann boundary condition*, Calc. Var. Partial Differential Equations **4** (1996) 385–407.
- [23] E. Study, *Von den Bewegungen und Umlegungen I, II*, Math. Ann. **34** (1891) 441–566.

- [24] B.S. Thorpe, *A regularity theorem for graphic spacelike mean curvature flows*, Pacific J. Math. (to appear).
- [25] A. Weinstein, *Connections of Berry and Hannay type for moving Lagrangian submanifolds*, Advances in Math. **82** (1990) 133–159.

BRENDAN GUILFOYLE, DEPARTMENT OF COMPUTING AND MATHEMATICS, INSTITUTE OF TECHNOLOGY, TRALEE, CLASH, TRALEE, CO. KERRY, IRELAND.

E-mail address: `brendan.guilfoyle@ittralee.ie`

WILHELM KLINGENBERG, DEPARTMENT OF MATHEMATICAL SCIENCES, UNIVERSITY OF DURHAM, DURHAM DH1 3LE, UNITED KINGDOM

E-mail address: `wilhelm.klingenberg@durham.ac.uk`