

Quantum theory of chemical reactions in the presence of electromagnetic fields

T. V. Tscherbul* and R. V. Krems

*Department of Chemistry, University of British Columbia,
Vancouver, B.C. V6T 1Z1, Canada*

(Dated: October 22, 2018)

Abstract

We present a theory for rigorous quantum scattering calculations of probabilities for chemical reactions of atoms with diatomic molecules in the presence of an external electric field. The approach is based on the fully uncoupled basis set representation of the total wave function in the space-fixed coordinate frame, the Fock-Delves hyperspherical coordinates and adiabatic partitioning of the total Hamiltonian of the reactive system. The adiabatic channel wave functions are expanded in basis sets of hyperangular functions corresponding to different reaction arrangements and the interactions with external fields are included in each chemical arrangement separately. We apply the theory to examine the effects of electric fields on the chemical reactions of LiF molecules with H atoms and HF molecules with Li atoms at low temperatures and show that electric fields may enhance the probability of chemical reactions and modify reactive scattering resonances by coupling the rotational states of the reactants. Our preliminary results suggest that chemical reactions of polar molecules at temperatures below 1 K can be selectively manipulated with dc electric fields and microwave laser radiation.

I. INTRODUCTION

An important goal of modern chemical physics is to achieve external control over dynamics of elementary chemical processes¹⁻⁷. Manipulating chemical transformations by external dc fields or laser radiation is at the heart of mode-selective chemistry¹, chemical stereodynamics^{3,4} and quantum coherent control of molecular dynamics⁶. External electromagnetic fields can be used to orient and align molecules, which restricts the symmetry of the electronic interaction between the reactants in the entrance reaction channel and may result in suppression or enhancement of reaction rates, the phenomenon known as the “steric effect”⁸⁻¹⁰. Loesch and co-workers^{3,11,12} and Friedrich and Herschbach⁷ demonstrated that rotationally cold polar molecules in the Σ electronic state can be effectively oriented by dc electric fields which was used to study steric effects in molecular spectroscopy¹³, inelastic scattering⁷, and chemical reaction dynamics^{3,12}. Loesch and Stienkemeier used a combination of dc electric fields and infrared radiation pumping to explore the effects of molecular alignment in the $\text{Li} + \text{HF}(v = 1, j = 1)$ chemical reaction. Their results indicated that side-on collisions between HF molecules and Li atoms are more likely to result in the reaction than end-on collisions¹². The steric effects observed in experiments with thermal molecular beams are, however, usually weak³ because the kinetic energy of the reactants greatly exceeds the perturbations induced by dc electric fields, even for very polar and heavy molecules like ICl¹².

Friedrich and Herschbach have shown that molecules can also be aligned by laser radiation¹⁴. The laser alignment method can be applied to both polar and non-polar molecules¹⁵. Stapelfeldt and co-workers¹⁶ demonstrated that significant alignment can be achieved with laser fields of 10^{12} W/cm². The degree of alignment can be quantified by photoionizing the aligned molecules and examining the angular distributions of the photofragments^{15,16}. Laser-field alignment has been used to produce high-order harmonics with specific polarization emitted by N₂, O₂, and CO₂ molecules¹⁷. Laser-field alignment can also be used to manipulate the rotational motion of molecules¹⁸ or control the branching ratios of the photodissociation products¹⁹. The interaction of molecules with an off-resonant laser light is proportional to the square of the electric field strength and substantial alignment can be achieved only with very powerful lasers. Because most lasers have short duty cycles, laser-aligned molecules are normally produced with low densities insufficient for scattering

experiments^{4,5}. Other methods, such as collisional alignment in supersonic expansions⁴, produce large quantities of aligned molecules, but the degree of alignment in these experiments²⁰ is often insignificant and difficult to quantify.

The effects of external fields on molecular collisions are significantly more pronounced at low temperatures. The development of experimental techniques for cooling molecules to temperatures near or below 1 K has opened up new possibilities to study controlled chemical reactions²¹. Chemical reactions of molecules at cold and ultracold temperatures are accelerated by resonances^{22,23}, tunneling^{2,22,23}, threshold phenomena²⁴, quantum interference²⁵ and many-body dynamics^{25,26}. With the development of novel experimental methods for manipulating molecules with electromagnetic fields such as Stark deceleration^{27,28}, magnetic or electrostatic guiding²⁹ and the design of a molecular synchrotron³⁰, it has become possible to study cold chemical reactions in the presence of external fields experimentally^{2,31}. Staunum *et al.*³² and Zahzam *et al.*³³ have recently reported measurements of inelastic collisions and chemical reactions in an optically trapped mixture of Cs₂ molecules and Cs atoms. Several research groups are currently developing experiments to study chemical reactions of formaldehyde with OH radicals³⁴, and Li atoms with HF molecules³⁵ in slow molecular beams. In order to interpret the experimental data and identify new directions for research with cold molecules, it is necessary to develop rigorous scattering theory of low-temperature chemical reactions in the presence of external fields.

The first theoretical studies of chemical reactions in the presence of external dc fields date back to the work of Karplus and Goldfrey³⁶, who used quasiclassical trajectory (QCT) calculations based on two different potential energy surfaces to explain the experimental observations for the Rb + CH₃I reaction⁸. More recently, Aoiz and co-workers³⁷ used QCT simulations to explore the effects of electric fields on the reaction DCl + H → HCl + D at thermal energies. Aldegunde *et al.*^{38,39} proposed to describe alignment of the reactants in terms of polarization moments to examine steric effects in the chemical reactions of H with D₂ and F with H₂. Using time-independent reactive scattering calculations, they demonstrated that the differential scattering cross sections for the F + H₂ chemical reaction at ultralow temperatures can be controlled by changing the polarization of the H₂ molecules³⁹. Aquilanti and co-workers⁴⁰ developed a stereodirected representation for the scattering *S*-matrix to analyze steric effects in the Li + HF reaction in the absence of external fields.

Model theoretical studies of chemical reactions in laser fields have been reported by many

groups⁴¹⁻⁴⁷. Orel and Miller found that the collinear chemical reactions of H, F, and Cl atoms with H₂ molecules can be enhanced by intense off-resonant laser fields. Altenberger-Siczek and Light⁴² used the Floquet formalism to study the collinear reaction LiF + H → LiF + H in an optical field. Orel and Miller⁴¹ reported QCT calculations for the same system. Both studies indicated that the reaction probability may be enhanced in the presence of laser fields. The enhancement is a result of a laser-induced avoided crossing between the ground and the first excited electronic states, reducing the reaction barrier. Seideman and Shapiro⁴⁴ developed an approximate theory of laser catalysis for chemical reactions in 3D. They demonstrated that the chemical reactions H + H₂⁴⁴ and D + H₂⁴⁵ can be controlled by coupling two electronic states with a picosecond laser pulse. Li *et al.*⁴⁶ have recently applied a time-dependent wave packet method to study laser catalysis of the Li₂ + Li exchange reaction at low temperatures. Tannor and Rice⁴⁷ proposed a mechanism to selectively control chemical reactions with an optimized sequence of two femtosecond laser pulses. All of the above studies, however, relied on significant approximations to simplify the reactive scattering problem in the presence of external fields. For example, the effects of symmetry breaking in strong laser fields were not properly considered. These approximations may not be adequate for dynamics of chemical reactions at low temperatures. As the collision energy of molecules in the subKelvin temperature regime is usually smaller than the perturbations due to external fields, the scattering theory of cold chemical reactions must explicitly include the interactions with external fields².

The purpose of the present paper is to develop a rigorous quantum theory of abstraction chemical reactions in the presence of an electric field. Our formalism is based on the fully uncoupled space-fixed (SF) basis representation of the total wave function expressed in the Fock-Delves hyperspherical coordinates to describe the reactive scattering problem. Rigorous quantum theory of non-reactive molecular collisions in external electric and magnetic fields was initially developed by Volpi and Bohn⁴⁸ and Krems and Dalgarno⁴⁹⁻⁵¹. These authors demonstrated that inelastic collisions of molecules at low energies can be manipulated with electromagnetic fields. Here, we generalize the work of Krems and Dalgarno to describe chemical reactions in external fields. Our calculations indicate that the probability of the LiF + H → HF + Li chemical reaction is sensitive to electric fields of less than 200 kV/cm. The remainder of this paper is organized as follows. Section II presents the theory. In Sec. III, we examine the effects of electric fields on the cross sections and rate constants for

the $\text{Li} + \text{HF}(v = 0, j = 0) \rightarrow \text{LiF} + \text{H}$ and $\text{LiF}(v = 1, j = 0) + \text{H} \rightarrow \text{HF} + \text{Li}$ chemical reactions at low temperatures. Sec. IV summarizes possible applications of our theory and outlines future prospects.

II. THEORY

A. Hamiltonian and coordinates

The Hamiltonian for an atom-diatomic molecule collision system^{52,53} in the presence of a homogeneous dc electric field can be written in atomic units as

$$H = -\frac{1}{2\mu R_\alpha} \frac{\partial^2}{\partial R_\alpha^2} R_\alpha + \frac{\ell_\alpha^2}{2\mu R_\alpha^2} + V(R_\alpha, r_\alpha, \gamma_\alpha) - V_\alpha(r_\alpha) - [\mathbf{d}(R_\alpha, r_\alpha, \gamma_\alpha) - \mathbf{d}_\alpha(r_\alpha)] \cdot \mathbf{E} + H_{\text{as}}, \quad (1)$$

where \mathbf{R}_α and \mathbf{r}_α are the mass-scaled Jacobi coordinates⁵³, μ is the three-body reduced mass, γ_α is the angle between the vectors \mathbf{R}_α and \mathbf{r}_α , $V(R_\alpha, r_\alpha, \gamma_\alpha)$ is the interaction potential, and ℓ_α is the orbital angular momentum describing the mechanical rotation of the reactive complex. In Eq. (1), $\mathbf{d}(R_\alpha, r_\alpha, \gamma_\alpha)$ is the dipole moment of the triatomic system, and \mathbf{E} is the electric field vector which defines the space-fixed quantization axis z . We note that

$$\lim_{R_\alpha \rightarrow \infty} \mathbf{d}(R_\alpha, r_\alpha, \gamma_\alpha) = \mathbf{d}_\alpha(r_\alpha), \quad (2)$$

where $\mathbf{d}_\alpha(r_\alpha)$ is the permanent dipole moment of the diatomic molecule. The subscript α in Eqs. (1) and (2) refers to different chemical arrangements^{52,53}. The asymptotic Hamiltonian describes an isolated $^1\Sigma$ diatomic molecule in the presence of an electric field^{50,54}

$$H_{\text{as}} = H_{\text{mol}} + H_{\text{ef}} \quad (3)$$

where

$$H_{\text{mol}} = -\frac{1}{2\mu r_\alpha} \frac{\partial^2}{\partial r_\alpha^2} r_\alpha + \frac{\mathbf{j}_\alpha^2}{2\mu r_\alpha^2} + V(r_\alpha), \quad (4)$$

and

$$H_{\text{ef}} = -\mathbf{d}_\alpha(r_\alpha) \cdot \mathbf{E}. \quad (5)$$

Here, $V(r_\alpha)$ is the potential energy function, \mathbf{j}_α is the rotational angular momentum of the diatomic molecule, and H_{ef} describes the interaction of the molecule with the electric field.

The reactive scattering problem is most conveniently formulated in the Fock-Delves (FD) hyperspherical coordinates - the hyperradius ρ , the hyperangle θ_α , and the Jacobi angle γ_α - related to the mass-scaled Jacobi coordinates as follows

$$\begin{aligned} r_\alpha &= \rho \sin \theta_\alpha, \\ R_\alpha &= \rho \cos \theta_\alpha. \end{aligned} \quad (6)$$

The Hamiltonian (1) can be expressed in the FD coordinates^{52,53}

$$\begin{aligned} \tilde{H} &= -\frac{1}{2\mu\rho^5} \frac{\partial}{\partial\rho} \rho^5 \frac{\partial}{\partial\rho} + \frac{\ell_\alpha^2}{2\mu\rho^2 \cos^2 \theta_\alpha} + V(\rho, \theta_\alpha, \gamma_\alpha) - V_\alpha(r_\alpha) \\ &\quad - [\mathbf{d}(\rho, \theta_\alpha, \gamma_\alpha) - \mathbf{d}_\alpha(\rho, \theta_\alpha)] \cdot \mathbf{E} + \tilde{H}_{\text{as}}. \end{aligned} \quad (7)$$

The FD asymptotic Hamiltonian \tilde{H}_{as} can be represented as

$$\tilde{H}_{\text{as}} = \tilde{H}_{\text{mol}} + \tilde{H}_{\text{ef}}, \quad (8)$$

where the operators

$$\tilde{H}_{\text{mol}} = \frac{1}{2\mu\rho^2} \left[-\frac{1}{\sin^2 2\theta_\alpha} \frac{\partial}{\partial\theta_\alpha} \sin^2 2\theta_\alpha \frac{\partial}{\partial\theta_\alpha} + \frac{\mathbf{j}_\alpha^2}{\sin^2 \theta_\alpha} \right] + V_\alpha(r_\alpha) \quad (9)$$

and

$$\tilde{H}_{\text{ef}} = -\mathbf{d}_\alpha(\rho, \theta_\alpha) \cdot \mathbf{E} \quad (10)$$

are obtained by the coordinate transformation from Eqs. (4) and (5). We use the tilde to denote the operators and functions expressed in the FD coordinates.

The total wave function of the reactive complex can be expanded as^{52,53,55}

$$\Psi = \rho^{-5/2} \sum_i F_i(\rho) \Phi_i(\omega; \rho), \quad (11)$$

where ω denotes collectively the hyperangles and ρ is the hyperradius defined by Eq. (6). We emphasize that Eq. (11) is written for a particular component of the wave function Ψ_{i_0} , where i_0 labels the molecular states before the collision. It is therefore important to remember that the expansion coefficients in Eq. (11) depend on two indices i and i_0 , which is often written as F_{ii_0} or $F_i^{i_0}$. Each column of the matrix of the coefficients F is a linearly independent solution of the Schrödinger equation corresponding to the initial state i_0 ^{52,53}

$$\tilde{H} \Psi_{i_0} = E_t \Psi_{i_0}, \quad (12)$$

where E_t is the total energy. We will use the index i_0 only when necessary.

The basis functions $\Phi_i(\omega; \rho)$ can be chosen as the eigenfunctions of the adiabatic Hamiltonian^{53,55}

$$\tilde{H}_{\text{ad}}(\rho)\Phi_i(\omega; \rho) = \epsilon_i(\rho)\Phi_i(\omega; \rho), \quad (13)$$

where $\epsilon_i(\rho)$ are the adiabatic eigenvalues, which depend parametrically on ρ . In this work, we define the adiabatic Hamiltonian as the total Hamiltonian (7) without the hyperradial kinetic energy

$$\tilde{H}_{\text{ad}}(\rho) = \tilde{H}_{\text{fi}}(\rho) + \tilde{H}_{\text{ef}}, \quad (14)$$

where \tilde{H}_{ef} is the Hamiltonian for the molecule-field interaction given by Eq. (10) and the field-independent term can be written in the form

$$\tilde{H}_{\text{fi}}(\rho) = \frac{\ell_\alpha^2}{2\mu\rho^2 \cos^2 \theta_\alpha} + V(\rho, \theta_\alpha, \gamma_\alpha) - V_\alpha(r_\alpha) + \tilde{H}_{\text{mol}}. \quad (15)$$

In deriving Eqs. (14) and (15), we have neglected the interaction of the three-body component of the dipole moment with electric fields

$$\tilde{H}_{\text{ef,3B}} = -[\mathbf{d}(\rho, \theta_\alpha, \gamma_\alpha) - \mathbf{d}_\alpha(\rho, \theta_\alpha)] \cdot \mathbf{E}. \quad (16)$$

Ab initio calculations show that the expression in the square brackets decreases rapidly with increasing ρ ⁵⁶. At small ρ , the interaction of a transient reaction complex with electric fields is negligible in comparison with the electronic interaction potential of the complex⁵⁷. Since the interaction due to the three-body term in Eq. (16) couples the same states as the interaction potential, it can be safely neglected⁵⁷. It was demonstrated in our previous work⁵⁸ that including the interaction with the transient dipole moment in scattering calculations does not modify the collision dynamics except near certain scattering resonances at extremely low temperatures.

Substituting the expansion (11) into the Schrödinger equation with the Hamiltonian (7) and using Eq. (13), we obtain a system of close-coupled (CC) equations^{52,53,59-61}

$$\left[\frac{d^2}{d\rho^2} - \frac{15}{8\mu\rho^2} + 2\mu[E - \epsilon_i(\rho)] \right] F_i(\rho) = 0. \quad (17)$$

Eqs. (11), (13) and (17) can be solved on a grid of radial sectors ρ_k extending from small values of ρ to $\rho = \infty$ to determine the total wave function of the reactive complex subject to the scattering boundary conditions. The reactive scattering problem can thus be separated

into three steps: (i) the diagonalization of the adiabatic Schrödinger equation (13); (ii) the integration of the CC equations (17), and (iii) matching the results of the numerical integration to the asymptotic form of the wave function as determined by reactive scattering boundary conditions.

B. The adiabatic eigenvalue problem

The adiabatic eigenvalue problem (13) can be solved using an expansion

$$\Phi_i(\omega; \rho) = \sum_n T_{ni} |\zeta_n\rangle, \quad (18)$$

where $|\zeta_n\rangle$ are some orthonormal basis functions. Substituting this expansion into Eq. (13) leads to a matrix eigenvalue problem

$$\sum_{n'} [\langle \zeta_n | H_{\text{ad}}(\rho) | \zeta_{n'} \rangle - \epsilon_i(\rho) \delta_{nn'}] T_{n'i} = 0. \quad (19)$$

The eigenvalues $\epsilon_i(\rho)$ and eigenvectors T_{ni} can be found once the adiabatic Hamiltonian matrix is specified in the basis $|\zeta_i\rangle$. In order to construct this matrix, we introduce a basis set that simultaneously includes primitive functions defined in all chemical arrangements^{62,63}

$$\chi_{\alpha v j}(\theta_\alpha; \rho) |j M_j\rangle | \ell M_\ell \rangle = \chi_{\alpha v j}(\theta_\alpha; \rho) Y_{j M_j}(\hat{r}_\alpha) Y_{\ell M_\ell}(\hat{R}_\alpha) \quad (20)$$

where the uncoupled space-fixed (SF) basis functions are direct products of the spherical harmonics $Y_{j M_j}(\hat{r}_\alpha)$ and $Y_{\ell M_\ell}(\hat{R}_\alpha)$, and the FD rovibrational eigenfunctions and eigenenergies are defined as

$$\tilde{H}_{\text{mol}} \chi_{\alpha v j}(\theta_\alpha; \rho) = \epsilon_{\alpha v j}(\rho) \chi_{\alpha v j}(\theta_\alpha; \rho). \quad (21)$$

The projection of the total angular momentum onto the electric field axis $M = M_j + M_\ell$ is rigorously conserved for collisions in parallel fields^{48,49}. Therefore, the basis functions (20) corresponding to different values of M are not coupled, and the Schrödinger equation (14) can be solved independently for each M .

We emphasize that the basis functions (20) are not the eigenfunctions of the total angular momentum operator and that the angular momentum projections M_j and M_ℓ are defined with respect to the SF quantization axis determined by the direction of the external field. All previous methods for solving the reactive scattering problem used the total angular

momentum representation of Arthurs and Dalgarno⁶⁴ in the body-fixed (BF) coordinate system. The quantization axis in the BF approach is directed along the Jacobi vector \mathbf{R}_α . This choice simplifies the evaluation of the matrix elements of the interaction potential. In addition, chemical reactions with near-collinear transition states are determined by a limited number of the BF projections of the total angular momentum⁶⁵, which leads to a substantial reduction of the number of scattering channels. External electric fields break the isotropy of space and couple states corresponding to different total angular momenta and inversion parities. Therefore, the total angular momentum representation^{64,66} offers no advantage. Krems and Dalgarno showed⁴⁹ that in the presence of an external field, it is more convenient to work directly in the SF frame as this leads to simpler expressions for the matrix elements of the molecule-field interaction. Although the matrix elements of the interaction potential in the SF basis are more complicated⁴⁹, they can be obtained from the BF matrix elements using a simple transformation as shown in Sec. II C below.

We note that the basis (20) is not orthogonal because the functions $\chi_{\alpha v j}(\theta_\alpha; \rho)$ of different α overlap at small ρ ⁵³. An appropriate orthogonal basis set can be defined in terms of the functions (20) following the symmetric orthogonalization procedure^{65,67,68}

$$|\zeta_n\rangle = \frac{1}{\sqrt{\lambda_n}} \sum_{jM_j, \ell M_\ell} X_{\alpha v j M_j \ell M_\ell, n} \chi_{\alpha v j}(\theta_\alpha; \rho) |jM_j\rangle |\ell M_\ell\rangle, \quad (22)$$

where λ_i and $X_{\alpha v j M_j \ell M_\ell, n}^M$ are, respectively, the real eigenvalues and eigenvectors of the overlap matrix \mathbf{O}

$$\mathbf{X}^T \mathbf{O} \mathbf{X} = \Lambda, \quad (23)$$

where $\Lambda = \text{diag}(\lambda_1, \dots, \lambda_n)$ and the symmetric and orthogonal overlap matrix of the primitive basis functions (20) is given by

$$\mathbf{O}_{\alpha v j M_j \ell M_\ell, \alpha' v' j' M'_j \ell' M'_\ell} = \langle \chi_{\alpha v j}(\theta_\alpha; \rho) | \langle j M_j | \langle \ell M_\ell | \chi_{\alpha' v' j'}(\theta_{\alpha'}; \rho) | j' M'_j \rangle | \ell' M'_\ell \rangle. \quad (24)$$

It is easy to verify that the functions defined by Eq. (22) are orthogonal, and therefore can be used to expand the adiabatic surface functions in Eq. (13). The matrix elements of the adiabatic Hamiltonian (19) can be obtained from Eq. (24)

$$\begin{aligned} \langle \zeta_n | H_{\text{ad}}(\rho) | \zeta_{n'} \rangle &= \frac{1}{\sqrt{\lambda_n \lambda_{n'}}} \sum_{\alpha, v, j, M_j, \ell, M_\ell} \sum_{\alpha', v', j', M'_j, \ell', M'_\ell} X_{\alpha v j M_j \ell M_\ell, n} X_{\alpha' v' j' M'_j \ell' M'_\ell, n'} \\ &\quad \times \langle \chi_{\alpha v j}(\theta_\alpha; \rho) | \langle j M_j | \langle \ell M_\ell | H_{\text{ad}}(\rho) | \chi_{\alpha' v' j'}(\theta_{\alpha'}; \rho) | j' M'_j \rangle | \ell' M'_\ell \rangle. \end{aligned} \quad (25)$$

Because the adiabatic functions calculated at different ρ are not orthogonal, we need an additional transformation between the adiabatic functions of the adjacent propagation sectors (say, ρ_{k-1} and ρ_k). The transformation is derived in Sec. II E and has the form

$$[\mathbf{S}(\rho_{k-1}, \rho_k)]_{ii'} = \langle \Phi_i(\omega; \rho_{k-1}) | \Phi_{i'}(\omega; \rho_k) \rangle, \quad (26)$$

where the integration is carried out over all variables except ρ . Expanding the adiabatic surface functions as in Eqs. (18) and (22), we find

$$\begin{aligned} [\mathbf{S}(\rho_{k-1}, \rho_k)]_{ii'} &= \sum_{n,n'} T_{ni} T_{n'i'} \frac{1}{\sqrt{\lambda_n \lambda_{n'}}} \sum_{\alpha, v, j, M_j, \ell, M_\ell} \sum_{\alpha' v' j' M'_j \ell' M'_\ell} X_{\alpha v j M_j \ell M_\ell, n}(\rho_{k-1}) X_{\alpha' v' j' M'_j \ell' M'_\ell, n'}(\rho_k) \\ &\quad \times \langle \chi_{\alpha v j}(\theta_\alpha; \rho_{k-1}) | \langle j M_j | \langle \ell M_\ell | \chi_{\alpha' v' j'}(\theta_{\alpha'}; \rho_k) \rangle | j' M'_j \rangle | \ell' M'_\ell \rangle \end{aligned} \quad (27)$$

Unlike the overlap matrix calculated at fixed ρ (24), the overlap matrix of the primitive functions on the right-hand side of Eq. (27) is not symmetric. We denote this matrix as $\mathbf{O}_{\text{SF}}(\rho_{k-1}, \rho_k)$. It is discussed in more detail in the next section.

In summary, the adiabatic eigenvalue problem can be solved in three steps. First, the overlap matrix of the primitive basis functions (24) is constructed and diagonalized to yield the matrices Λ and \mathbf{X} . Second, the matrix of the adiabatic Hamiltonian in the primitive basis is evaluated and transformed to the orthogonalized basis as in Eq. (25). Third, the matrix (25) is diagonalized to give the eigenvectors $T_{ni}(\rho)$, which are convoluted with the sector-to-sector overlap matrix (27) to yield the sector-to-sector transformation matrix $\mathbf{S}(\rho_{k-1}, \rho_k)$. In order to implement this strategy, we need to evaluate: (i) the overlap matrix between the primitive functions (24); (ii) the matrix of the adiabatic Hamiltonian (25) in the primitive basis, and (iii) the sector-to-sector overlap matrix $\mathbf{O}_{\text{SF}}(\rho_{k-1}, \rho_k)$ in the primitive basis.

C. Matrix elements in the primitive basis

1. Overlap matrix

Because the primitive functions of the same arrangement are orthonormal, we have

$$\mathbf{O}_{\alpha v j M_j \ell M_\ell, \alpha' v' j' M'_j \ell' M'_\ell} = \delta_{v v'} \delta_{j j'} \delta_{M_j M'_j} \delta_{\ell \ell'} \delta_{M_\ell M'_\ell}. \quad (28)$$

The only nonzero elements of \mathbf{O} are those between different arrangements. They have the form

$$\begin{aligned} \mathbf{O}_{\alpha v j M_j \ell M_\ell, \alpha' v' j' M'_j \ell' M'_\ell} &= \int d\hat{R}_\alpha \int d\hat{r}_\alpha \int_0^{\pi/2} d\theta_\alpha Y_{j M_j}(\hat{r}_\alpha) Y_{j' M'_j}(\hat{r}_{\alpha'}) \\ &\quad \times Y_{\ell M_\ell}(\hat{R}_\alpha) Y_{\ell' M'_\ell}(\hat{R}_{\alpha'}) \left(\frac{\sin 2\theta_\alpha}{\sin 2\theta_{\alpha'}} \right) \phi_{\alpha v j}(\theta_\alpha; \rho) \phi_{\alpha' v' j'}(\theta_{\alpha'}; \rho), \end{aligned} \quad (29)$$

where the renormalized FD rovibrational basis functions $\phi_{\alpha v j}(\theta_\alpha; \rho)$ are defined by

$$\chi_{\alpha v j}(\theta_\alpha; \rho) = \frac{2\phi_{\alpha v j}(\theta_\alpha; \rho)}{\sin 2\theta_\alpha}. \quad (30)$$

The functions in the integrand (29) depend on different coordinates. A coordinate transformation is therefore required to express the functions of one arrangement in terms of the gridpoints of the other. The FD coordinates of different arrangements are related by kinematic rotations^{52,53,69}. These rotations lead to a complicated inseparable dependence of the vectors $\hat{R}_{\alpha'}$, $\hat{r}_{\alpha'}$ on the integration variables \hat{R}_α , \hat{r}_α . The integral in Eq. (29) is thus a five-dimensional integral, and is computationally intractable.

The problem can be simplified by transforming Eq. (29) to the BF frame, which allows us to integrate over the three Euler angles analytically. The transformation of the SF functions has the following form^{52,53,70}

$$\begin{aligned} \chi_{\alpha v j}(\theta_\alpha; \rho) Y_{j M_j}(\hat{r}_\alpha) Y_{\ell M_\ell}(\hat{R}_\alpha) &= \chi_{\alpha v j}(\theta_\alpha; \rho) (-)^M (2\ell + 1)^{1/2} \\ &\quad \times \sum_{J=|j-\ell|}^{j+\ell} (2J + 1)^{1/2} \begin{pmatrix} j & \ell & J \\ M_j & M_\ell & -M \end{pmatrix} \sum_{K=-\min(j,J)}^{\min(j,J)} \begin{pmatrix} j & \ell & J \\ K & 0 & -K \end{pmatrix} |JMK\rangle |jK\rangle, \end{aligned} \quad (31)$$

where the BF basis functions are given by

$$\chi_{\alpha v j}(\theta_\alpha; \rho) |JMK\rangle |jK\rangle = \chi_{\alpha v j}(\theta_\alpha; \rho) \left(\frac{2J + 1}{8\pi^2} \right)^{1/2} D_{MK}^{J*}(\Omega_E) \sqrt{2\pi} Y_{jK}(\gamma_\alpha, 0). \quad (32)$$

Here, K is the projection of the total angular momentum J along the BF z -axis defined by the vector \hat{R}_α , the symmetric top functions $|JMK\rangle$ depend on the Euler angles Ω_E ^{71,72}, and the renormalized spherical harmonics $|jK\rangle = \sqrt{2\pi} Y_{jK}(\gamma_\alpha, 0)$ describe the rotation of the diatomic molecule in the BF frame⁶³.

Using Eq. (31) and the orthogonality properties of the BF functions, we can rewrite the

SF overlap matrix (24) in the form

$$\begin{aligned} O_{\alpha v j M_j \ell M_\ell, \alpha' v' j' M'_j \ell' M'_\ell} &= [(2\ell + 1)(2\ell' + 1)]^{1/2} \sum_J (2J + 1) \\ &\times \begin{pmatrix} j & \ell & J \\ M_j & M_\ell & -M \end{pmatrix} \begin{pmatrix} j' & \ell' & J \\ M'_j & M'_\ell & -M' \end{pmatrix} \sum_{K, K'} (-1)^{K+K'} \begin{pmatrix} j & \ell & J \\ K & 0 & -K \end{pmatrix} \begin{pmatrix} j' & \ell' & J \\ K' & 0 & -K' \end{pmatrix} \\ &\times \langle \chi_{\alpha v j}(\rho; \theta_\alpha) | \langle JMK | \langle jK | \chi_{\alpha' v' j'}(\rho; \theta_{\alpha'}) | JMK' \rangle | j'K' \rangle, \end{aligned} \quad (33)$$

The matrix elements on the right-hand side are much easier to evaluate because the overlap between the symmetric top functions is $\langle JMK' | JMK \rangle = d_{KK'}^J(\omega_{\alpha\alpha'})$, where the angle $\omega_{\alpha\alpha'}$ between the vectors \hat{R}_α and $\hat{R}_{\alpha'}$ is a function of two angles θ_α and γ_α ^{53,62}. The result is well known^{53,62,63} and we present it here for completeness

$$\begin{aligned} \langle \chi_{\alpha v j}(\rho; \theta_\alpha) | \langle JMK | \langle jK | \chi_{\alpha' v' j'}(\rho; \theta_{\alpha'}) | JMK' \rangle | j'K' \rangle &= 2\pi \int_0^{\pi/2} d\theta_\alpha \int_0^\pi \sin \gamma_\alpha d\gamma_\alpha \\ &\times \left(\frac{\sin 2\theta_\alpha}{\sin 2\theta_{\alpha'}} \right) Y_{jK}(\gamma_\alpha, 0) \phi_{\alpha v j}(\theta_\alpha; \rho) d_{KK'}^J(\omega_{\alpha\alpha'}) Y_{j'K'}(\gamma_{\alpha'}, 0) \phi_{\alpha' v' j'}(\theta_{\alpha'}; \rho) \end{aligned} \quad (34)$$

2. Adiabatic Hamiltonian and sector-to-sector overlap matrices

The matrix elements of the adiabatic Hamiltonian (14) can be derived following the same procedure. The field-independent part of the adiabatic Hamiltonian (14) can be written in the BF frame as⁷⁰

$$\tilde{H}_{\text{fi}}(\rho) = \frac{(\mathbf{J} - \mathbf{j}_\alpha)^2}{2\mu\rho^2 \cos^2 \theta_\alpha} + V(\rho, \theta_\alpha, \gamma_\alpha) - V_\alpha(r_\alpha) + \tilde{H}_{\text{mol}}, \quad (35)$$

This Hamiltonian is formally equivalent to that given by (14). Therefore, we can evaluate the matrix elements of $H_{\text{fi}}(\rho)$ in the SF frame using the transformation (31) as follows

$$\begin{aligned} \langle \chi_{\alpha v j}(\theta_\alpha; \rho) | \langle jM_j | \langle \ell M_\ell | \tilde{H}_{\text{fi}}(\rho) | \chi_{\alpha' v' j'}(\theta_{\alpha'}; \rho) \rangle | j' M'_j \rangle | \ell' M'_\ell \rangle &= [(2\ell + 1)(2\ell' + 1)]^{1/2} \sum_J (2J + 1) \\ &\times \begin{pmatrix} j & \ell & J \\ M_j & M_\ell & -M \end{pmatrix} \begin{pmatrix} j' & \ell' & J \\ M'_j & M'_\ell & -M' \end{pmatrix} \sum_{K, K'} (-1)^{K+K'} \begin{pmatrix} j & \ell & J \\ K & 0 & -K \end{pmatrix} \begin{pmatrix} j' & \ell' & J \\ K' & 0 & -K' \end{pmatrix} \\ &\times \langle \chi_{\alpha v j}(\rho; \theta_\alpha) | \langle JMK | \langle jK | \tilde{H}_{\text{fi}}(\rho) | \chi_{\alpha' v' j'}(\rho; \theta_{\alpha'}) | JMK' \rangle | j'K' \rangle, \end{aligned} \quad (36)$$

Since the interaction potential does not depend on the Euler angles, the matrix elements of the field-independent part of the adiabatic Hamiltonian in the BF basis can be reduced to

2D integrals over θ_α and γ_α . They have the form^{53,63,65}

$$\begin{aligned} \langle \chi_{\alpha v j}(\rho; \theta_\alpha) | \langle JMK | \langle jK | \tilde{H}_{\text{fi}}(\rho) | \chi_{\alpha' v' j'}(\rho; \theta_{\alpha'}) | JMK' \rangle | j'K' \rangle = 2\pi \int_0^{\pi/2} d\theta_\alpha \int_0^\pi \sin \gamma_\alpha d\gamma_\alpha \\ \times Y_{jK}(\gamma_\alpha, 0) \phi_{\alpha v j}(\theta_\alpha; \rho) d_{KK'}^J(\omega_{\alpha\alpha'}) \left[\frac{(\mathbf{J} - \mathbf{j}_\alpha)^2}{2\mu\rho^2 \cos^2 \theta_\alpha} + V(\rho, \theta_\alpha, \gamma_\alpha) - V_\alpha(r_\alpha) + \tilde{H}_{\text{mol}} \right] \\ \times \left(\frac{\sin 2\theta_\alpha}{\sin 2\theta_{\alpha'}} \right) Y_{j'K'}(\gamma_{\alpha'}, 0) \phi_{\alpha' v' j'}(\theta_{\alpha'}; \rho). \quad (37) \end{aligned}$$

The matrix elements of the first term in square brackets can be obtained by expressing the angular momentum operator in terms of the raising and lowering operators, and taking into account the anomalous commutation relations as described in Refs.^{52,53,62,71}. The remaining terms in Eq. (37) are very similar to the overlap matrix elements discussed in the previous section.

Finally, the sector-to-sector overlap matrix in the primitive basis has the form

$$\begin{aligned} \langle \chi_{\alpha v j}(\theta_\alpha; \rho_{k-1}) | \langle jM_j | \langle \ell M_\ell | \chi_{\alpha' v' j'}(\theta_{\alpha'}; \rho_k) | j'M'_j \rangle | \ell' M'_\ell \rangle = [(2\ell + 1)(2\ell' + 1)]^{1/2} \sum_J (2J + 1) \\ \times \begin{pmatrix} j & \ell & J \\ M_j & M_\ell & -M \end{pmatrix} \begin{pmatrix} j' & \ell' & J \\ M'_j & M'_\ell & -M' \end{pmatrix} \sum_{K, K'} (-1)^{K+K'} \begin{pmatrix} j & \ell & J \\ K & 0 & -K \end{pmatrix} \begin{pmatrix} j' & \ell' & J \\ K' & 0 & -K' \end{pmatrix} \\ \times \langle \chi_{\alpha v j}(\rho_{k-1}; \theta_\alpha) | \langle JMK | \langle jK | \chi_{\alpha' v' j'}(\rho_k; \theta_{\alpha'}) | JMK' \rangle | j'K' \rangle, \quad (38) \end{aligned}$$

where the BF sector-to-sector overlap matrix is given by

$$\begin{aligned} \langle \chi_{\alpha v j}(\rho_{k-1}; \theta_\alpha) | \langle JMK | \langle jK | \chi_{\alpha' v' j'}(\rho_k; \theta_{\alpha'}) | JMK' \rangle | j'K' \rangle = 2\pi \int_0^{\pi/2} d\theta_\alpha \int_0^\pi \sin \gamma_\alpha d\gamma_\alpha \\ \times \left(\frac{\sin 2\theta_\alpha}{\sin 2\theta_{\alpha'}} \right) Y_{jK}(\gamma_\alpha, 0) \phi_{\alpha v j}(\theta_\alpha; \rho_{k-1}) d_{KK'}^J(\omega_{\alpha\alpha'}) Y_{j'K'}(\gamma_{\alpha'}, 0) \phi_{\alpha' v' j'}(\theta_{\alpha'}; \rho_k). \quad (39) \end{aligned}$$

D. Interaction with electric fields

If the interaction of the three-body term with electric fields is neglected, Eq. (10) can be rewritten as

$$\tilde{H}_{\text{ef}} = -d_\alpha(\rho, \theta_\alpha) E \cos \chi_\alpha, \quad (40)$$

where χ_α is the polar SF angle of the diatomic molecule in arrangement α . In the limit of large ρ , there is no overlap between the vibrational basis functions of different arrangements,

and the matrix elements of the interaction with electric fields (40) can be written as

$$\begin{aligned} \langle \chi_{\alpha v j}(\theta_\alpha; \rho) | \langle j M_j | \langle \ell M_\ell | \tilde{H}_{\text{ef}} | \chi_{\alpha' v' j'}(\theta_{\alpha'}; \rho) \rangle | j' M'_j \rangle | \ell' M'_\ell \rangle = -E \delta_{\alpha\alpha'} \delta_{\ell\ell'} \delta_{M_\ell M'_\ell} \\ \times \langle \chi_{\alpha v j}(\theta_\alpha; \rho) | d_\alpha(\rho, \theta_\alpha) | \chi_{\alpha v' j'}(\theta_\alpha; \rho) \rangle \langle j M_j | \cos \chi_\alpha | j' M'_j \rangle. \end{aligned} \quad (41)$$

Furthermore, at large ρ the dipole moment function $d_\alpha(\theta_\alpha; \rho)$ is localized near the equilibrium distance of the diatomic molecule and it is a slowly varying function of r_α . Therefore, it is a good approximation to neglect the matrix elements off diagonal in v :

$$\langle \chi_{\alpha v j}(\theta_\alpha; \rho) | d_\alpha(\rho, \theta_\alpha) | \chi_{\alpha v' j'}(\theta_\alpha; \rho) \rangle = \delta_{vv'} d_{\alpha v}. \quad (42)$$

We note that this approximation is consistent with neglecting the coupling between different arrangements due to the electric field (41). For low v considered in this work, the vibrational dependence of the matrix element in Eq. (42) is very weak. For example, the dipole moment of LiF in the $v = 8$ vibrational state is only 11% larger than for the ground vibrational state⁸². We therefore assume that the matrix element in Eq. (42) is equal to the dipole moment of the molecule in the ground vibrational state and is independent of v . Writing $\cos \chi_\alpha = (4\pi/3)^{1/2} Y_{10}(\hat{r}_\alpha)$ and evaluating the integral over the product of three spherical harmonics^{71,72}, we find^{48,50}

$$\begin{aligned} \langle \chi_{\alpha v j}(\theta_\alpha; \rho) | \langle j M_j | \langle \ell M_\ell | \tilde{H}_{\text{ef}} | \chi_{\alpha' v' j'}(\theta_{\alpha'}; \rho) \rangle | j' M'_j \rangle | \ell' M'_\ell \rangle = -E d_\alpha \delta_{\alpha\alpha'} \delta_{vv'} \delta_{\ell\ell'} \delta_{M_\ell M'_\ell} \\ \times (-)^{M_j} [(2j+1)(2j'+1)]^{1/2} \begin{pmatrix} j & 1 & j' \\ -M_j & 0 & M'_j \end{pmatrix} \begin{pmatrix} j & 1 & j' \\ 0 & 0 & 0 \end{pmatrix}, \end{aligned} \quad (43)$$

where the symbols in parentheses are the 3- j symbols. In order to complete the definition of the matrix elements of the adiabatic Hamiltonian (14), we need to evaluate the matrix elements of the asymptotic Hamiltonian (8). Because the overlap matrix (33) becomes diagonal in the asymptotic region, the matrix elements of the asymptotic Hamiltonian can be evaluated using Eq. (43),

$$\begin{aligned} \langle \chi_{\alpha v j}(\theta_\alpha; \rho) | \langle j M_j | \langle \ell M_\ell | \tilde{H}_{\text{as}} | \chi_{\alpha' v' j'}(\theta_{\alpha'}; \rho) \rangle | j' M'_j \rangle | \ell' M'_\ell \rangle = \delta_{\alpha\alpha'} \delta_{vv'} \delta_{\ell\ell'} \delta_{M_\ell M'_\ell} \\ \times \left[\delta_{jj'} \delta_{M_j M'_j} \epsilon_{\alpha v j}(\rho) - E d_\alpha (-)^{M_j} [(2j+1)(2j'+1)]^{1/2} \begin{pmatrix} j & 1 & j' \\ -M_j & 0 & M'_j \end{pmatrix} \begin{pmatrix} j & 1 & j' \\ 0 & 0 & 0 \end{pmatrix} \right] \end{aligned} \quad (44)$$

This expression shows that the asymptotic Hamiltonian is not diagonal in the uncoupled SF basis (20), except for $E = 0$. The scattering boundary conditions must be applied in the

basis that diagonalizes the asymptotic Hamiltonian (44)⁴⁹. The eigenfunctions of \tilde{H}_{as}

$$\tilde{H}_{\text{as}}\psi_{\alpha\nu\tau M_\tau}(\hat{r}_\alpha, \theta_\alpha; \rho) = \epsilon_{\alpha\nu\tau M_\tau}(\rho)\psi_{\alpha\nu\tau M_\tau}(\hat{r}_\alpha, \theta_\alpha; \rho) \quad (45)$$

can be written as linear combinations of the basis functions given by Eq. (20)

$$\psi_{\alpha\nu\tau M_\tau}(\hat{r}_\alpha, \theta_\alpha; \rho) = \sum_{j, M_j} C_{jM_j, \tau M_\tau}(E)\chi_{\alpha\nu j}(\theta_\alpha; \rho)Y_{jM_j}(\hat{r}_\alpha), \quad (46)$$

where the field-dependent mixing coefficients $C_{jM_j, \tau M_\tau}(E)$ can be obtained by numerical diagonalization of the asymptotic Hamiltonian matrix (44). Since the electric field only couples the levels with $\Delta j = \pm 1$, the dependence on j of the overlap of rovibrational FD basis functions in Eq. (44) can be neglected, and Eq. (46) rewritten as

$$\psi_{\alpha\nu\tau M_\tau}(\hat{r}_\alpha, \theta_\alpha; \rho) = \chi_{\alpha\nu\tau}(\theta_\alpha; \rho) \sum_{j, M_j} C_{jM_j, \tau M_\tau}(E)Y_{jM_j}(\hat{r}_\alpha), \quad (47)$$

where τ, M_τ labels the field-dressed states. The index τ of the function $\chi_{\alpha\nu\tau}(\theta_\alpha; \rho)$ denotes the dominant rotational state in the expansion (47).

The matrix of the asymptotic Hamiltonian (3) can also be written in the Jacobi basis defined in the same way as the FD basis (20)

$$\frac{\xi_{\alpha\nu j}(r_\alpha)}{r_\alpha}|jM_j\rangle|\ell M_\ell\rangle, \quad (48)$$

where the functions $|jM_j\rangle$ and $|\ell M_\ell\rangle$ are the same as in Eq. (20) and the renormalized Jacobi rovibrational basis functions are the radial eigenfunctions of the diatomic molecule (4) in the absence of an electric field

$$\left[-\frac{1}{2\mu} \frac{\partial^2}{\partial r_\alpha^2} + \frac{j(j+1)}{2\mu r_\alpha^2} + V(r_\alpha) \right] \xi_{\alpha\nu j}(r_\alpha) = \epsilon_{\alpha\nu j} \xi_{\alpha\nu j}(r_\alpha). \quad (49)$$

The eigenfunctions of H_{mol} in Eq. (3) are given by $\xi_{\alpha\nu j}(r_\alpha)/r_\alpha$.

Although the basis (48) is slowly converging at small ρ (where different reaction arrangements are strongly coupled^{52,53,62}), it is convenient in the asymptotic region, where the Jacobi basis functions of different arrangements are orthonormal. The matrix representation of the asymptotic Hamiltonian (10) in this basis is given by

$$\begin{aligned} & \langle \xi_{\alpha\nu j}(r_\alpha) | \langle jM_j | \langle \ell M_\ell | H_{\text{as}} | \xi_{\alpha' \nu' j'}(r_{\alpha'}) \rangle | j'M'_j \rangle | \ell' M'_\ell \rangle = \delta_{\alpha\alpha'} \delta_{\nu\nu'} \delta_{\ell\ell'} \delta_{M_\ell M'_\ell} \\ & \times \left[\delta_{jj'} \delta_{M_j M'_j} \epsilon_{\alpha\nu j} - E d_\alpha (-)^{M_j} [(2j+1)(2j'+1)]^{1/2} \begin{pmatrix} j & 1 & j' \\ -M_j & 0 & M'_j \end{pmatrix} \begin{pmatrix} j & 1 & j' \\ 0 & 0 & 0 \end{pmatrix} \right], \quad (50) \end{aligned}$$

where $\epsilon_{\alpha v j}$ is the rovibrational energy of the diatomic molecule defined by Eq. (49).

Since $\epsilon_{\alpha v j}(\rho) \rightarrow \epsilon_{\alpha v j}$ in the limit of large ρ , Eqs. (50) and (44) define *the same* matrix, and the eigenvectors $C_{jM_j, \tau M_\tau}$ in Eq. (47) are identical in the Jacobi and FD coordinates. This is important for reactive scattering boundary conditions (see Sec. II F).

E. Propagation

In order to determine the expansion coefficients $F_i(\rho)$, it is necessary to integrate the CC equations (17) from small values of ρ to the asymptotic region. Since the adiabatic basis (13) changes with ρ , the solutions $F_i(\rho)$ should be transformed to a new basis as ρ increases. The integration interval of ρ is usually divided into small sectors such that the adiabatic basis (13) does not change within the sector. At the boundary between the $(k-1)$ -th and k -th sectors, the solutions of Eq. (17) must be transformed to the basis of the k -th sector. The transformation is determined by the requirement that the total wave function (11) be continuous at the boundary. The coefficients $F_i(\rho_k)$ can be written as

$$F_i(\rho_k) = \sum_{i'} F_{i'}(\rho_{k-1}) [\mathbf{S}^T(\rho_{k-1}, \rho_k)]_{ii'}, \quad (51)$$

where ρ_{k-1} and ρ_k denote the centers of the respective sectors, and $\mathbf{S}(\rho_{k-1}, \rho_k)$ is the sector-to-sector overlap matrix given by Eq. (26).

To preserve the numerical stability of the solutions of the CC equations, we propagate the log-derivative matrix^{52,53,73,74} defined as

$$\mathbf{Y}(\rho_k) = \mathbf{F}'(\rho_k) [\mathbf{F}(\rho_k)]^{-1}, \quad (52)$$

where $\mathbf{F}(\rho)$ is the matrix with *columns* represented by the solutions to Eq. (17), and the prime indicates differentiation with respect to ρ . We propagate the matrix \mathbf{Y} across the sector $[\rho_{k-2}, \rho_{k-1}]$ (the first sector of the grid is $[\rho_0, \rho_1]$) using the diagonal reference potential propagator of Manolopoulos⁷⁴. After reaching the right end at ρ_{k-1} , we transform the log-derivative matrix to the adiabatic basis of the next sector $[\rho_{k-1}, \rho_k]$. Eq. (51) can be written in matrix form as

$$\mathbf{F}(\rho_k) = \mathbf{S}^T(\rho_{k-1}, \rho_k) \mathbf{F}(\rho_{k-1}). \quad (53)$$

Using this relation and the definition (52), we obtain

$$\mathbf{Y}(\rho_k) = \mathbf{S}^T(\rho_{k-1}, \rho_k) \mathbf{Y}(\rho_{k-1}) \mathbf{S}(\rho_{k-1}, \rho_k). \quad (54)$$

The CC equations can thus be integrated by repeated application of the log-derivative propagation⁷⁴ and the transformation (54).

F. Asymptotic Boundary Conditions

In the asymptotic limit $\rho \rightarrow \infty$, different reaction arrangements become uncoupled, and the reactive scattering wave function can be conveniently re-expressed in the SF Jacobi basis

$$\Psi = \sum_{\alpha, v, \tau, M_\tau} \sum_{\ell, M_\ell} \frac{1}{r_\alpha R_\alpha} F_{\alpha v \tau M_\tau \ell M_\ell}(R_\alpha) \psi_{\alpha v \tau M_\tau}(\mathbf{r}_\alpha) Y_{\ell M_\ell}(\hat{R}_\alpha), \quad (55)$$

where the asymptotic field-dressed Jacobi functions of the diatomic molecule are given by

$$H_{\text{as}} \psi_{\alpha v \tau M_\tau}(\mathbf{r}_\alpha) = \epsilon_{\alpha v \tau M_\tau} \psi_{\alpha v \tau M_\tau}(\mathbf{r}_\alpha). \quad (56)$$

The energies $\epsilon_{\alpha v \tau M_\tau}$ are the Stark levels of the diatomic molecule in arrangement α . The field-dressed eigenfunctions in the Jacobi coordinates defined by Eq. (56) are distinct from the functions in the FD coordinates (45), and we will specify the arguments of both functions to avoid confusion. Similarly to Eq. (46), the Jacobi asymptotic functions can be expanded in spherical harmonics

$$\psi_{\alpha v \tau M_\tau}(\mathbf{r}_\alpha) = \xi_{\alpha v \tau}(r_\alpha) \sum_{j, M_j} C_{j M_j, \tau M_\tau}(E) Y_{j M_j}(\hat{r}_\alpha) \quad (57)$$

with the expansion coefficients $C_{j M_j, \tau M_\tau}(E)$ given by Eq. (47). In Eq. (57), $\xi_{\alpha v j}(r_\alpha)$ is the Jacobi ro-vibrational eigenfunction in arrangement α given by Eq. (49). The radial functions in Eq. (55) have the following asymptotic behavior^{52,66}

$$\begin{aligned} F_{\alpha' v' \tau' M'_\tau \ell' M'_\ell}^{\alpha v \tau M_\tau \ell M_\ell}(R_{\alpha'} \rightarrow \infty) &\simeq \delta_{\alpha \alpha'} \delta_{v v'} \delta_{\tau \tau'} \delta_{M_\tau M'_\tau} \delta_{\ell \ell'} \delta_{M_\ell M'_\ell} \exp[-i(k_{\alpha v \tau M_\tau} R_\alpha - \ell \pi / 2)] \\ &- \left(\frac{k_{\alpha v \tau M_\tau}}{k_{\alpha' v' \tau' M'_\tau}} \right)^{1/2} S_{\alpha' v' \tau' M'_\tau \ell' M'_\ell; \alpha v \tau M_\tau \ell M_\ell} \exp[i(k_{\alpha' v' \tau' M'_\tau} R_{\alpha'} - \ell' \pi / 2)] \end{aligned} \quad (58)$$

where $k_{\alpha v \tau M_\tau}^2 = 2\mu(E_t - \epsilon_{\alpha v \tau M_\tau})$ is the asymptotic wave vector given in terms of the total energy E_t and the asymptotic Stark energy (56), and S_{ij} are the S -matrix elements. They can be evaluated by matching the asymptotic form of the FD wave function (11) to the Jacobi wave function (55). The details of the asymptotic matching procedure are described in the Appendix.

The scattered part of the wave function (55) corresponding to the initial flux of molecules in the state (α, v, τ, ℓ) propagating along the direction \hat{R}_{α_i} has the form^{52,53,66}

$$\Psi_{\alpha v \tau M_\tau}^{\text{scattered}}(R_{\alpha'} \rightarrow \infty) \simeq \sum_{\alpha', v', \tau', M'_\tau} i(k_{\alpha v \tau M_\tau} k_{\alpha' v' \tau' M'_\tau})^{-1/2} q_{\alpha v \tau M_\tau \rightarrow \alpha' v' \tau' M'_\tau}(\hat{R}_{\alpha_i}, \hat{R}_{\alpha'}) \times \frac{\exp[ik_{\alpha' v' \tau' M'_\tau} R_{\alpha'}]}{r_{\alpha'} R_{\alpha'}} \psi_{\alpha' v' \tau' M'_\tau}(\mathbf{r}_\alpha), \quad (59)$$

where $q_{\alpha v \tau M_\tau \rightarrow \alpha' v' \tau' M'_\tau}(\hat{R}_{\alpha_i}, \hat{R}_{\alpha'})$ is the scattering amplitude. An expression for the scattering amplitude in terms of the S -matrix elements can be obtained by substituting Eq. (58) into Eq. (55). After separating the scattered component of the wave function and comparing the result with Eq. (59), we find⁴⁹

$$q_{\alpha v \tau M_\tau \rightarrow \alpha' v' \tau' M'_\tau}(\hat{R}_{\alpha_i}, \hat{R}_{\alpha'}) = 2\pi \sum_{\ell, M_\ell} \sum_{\ell', M'_\ell} i^{\ell-\ell'} Y_{\ell M_\ell}^*(\hat{R}_{\alpha_i}) Y_{\ell M_\ell}(\hat{R}_{\alpha'}) \times [\delta_{\alpha\alpha'} \delta_{vv'} \delta_{\tau\tau'} \delta_{M_\tau M'_\tau} \delta_{\ell\ell'} \delta_{M_\ell M'_\ell} - S_{\alpha v \tau M_\tau \ell M_\ell; \alpha' v' \tau' M'_\tau \ell' M'_\ell}]. \quad (60)$$

The differential cross section for reactive transitions between the field-dressed states is given by

$$\frac{d\sigma_{\alpha v \tau M_\tau \rightarrow \alpha' v' \tau' M'_\tau}}{d\hat{R}_{\alpha_i} d\hat{R}_{\alpha'}} = \frac{1}{k_{\alpha v \tau M_\tau}^2} |q_{\alpha v \tau M_\tau \rightarrow \alpha' v' \tau' M'_\tau}(\hat{R}_{\alpha_i}, \hat{R}_{\alpha'})|^2. \quad (61)$$

Integrating this expression over $\hat{R}_{\alpha'}$ and averaging over \hat{R}_{α_i} gives the integral reaction cross section

$$\sigma_{\alpha v \tau M_\tau \rightarrow \alpha' v' \tau' M'_\tau} = \frac{\pi}{k_{\alpha v \tau M_\tau}^2} \sum_{\ell, M_\ell} \sum_{\ell', M'_\ell} |\delta_{\alpha\alpha'} \delta_{vv'} \delta_{\tau\tau'} \delta_{M_\tau M'_\tau} \delta_{\ell\ell'} \delta_{M_\ell M'_\ell} - S_{\alpha v \tau M_\tau \ell M_\ell; \alpha' v' \tau' M'_\tau \ell' M'_\ell}|^2. \quad (62)$$

Taking into account the conservation of the total angular momentum projection M , we can rewrite this expression as a sum of partial cross sections calculated from the S -matrix elements at fixed M

$$\sigma_{\alpha v \tau M_\tau \rightarrow \alpha' v' \tau' M'_\tau} = \frac{\pi}{k_{\alpha v \tau M_\tau}^2} \sum_M \sum_{\ell, M_\ell} \sum_{\ell', M'_\ell} |\delta_{\alpha\alpha'} \delta_{vv'} \delta_{\tau\tau'} \delta_{M_\tau M'_\tau} \delta_{\ell\ell'} \delta_{M_\ell M'_\ell} - S_{\alpha v \tau M_\tau \ell M_\ell; \alpha' v' \tau' M'_\tau \ell' M'_\ell}^M|^2. \quad (63)$$

where the summation over M_ℓ and M'_ℓ is restricted so that $M_\ell + M_\tau = M'_\ell + M'_\tau = M$. Eqs. (60)–(63) generalize the expressions derived by Krells and Dalgarno⁴⁹ to reactive scattering in external fields. In the absence of an external magnetic field, the Stark levels with energies $\epsilon_{\alpha v \tau M_\tau}$ and $\epsilon_{\alpha v \tau -M_\tau}$ are degenerate. Because the sum $j + j' + 1$ in Eq. (44) is always even,

the matrix elements of the asymptotic Hamiltonian do not depend on the sign of M and so do the M -resolved cross sections given by Eq. (63). With this in mind, Eq. (63) can be rewritten as

$$\begin{aligned} \sigma_{\alpha v \tau M_\tau \rightarrow \alpha' v' \tau' M'_\tau} = & \frac{\pi}{k_{\alpha v \tau M_\tau}^2} \sum_{M \geq 0} \sum_{\ell, M_\ell} \sum_{\ell', M'_\ell} (2 - \delta_{M,0}) \\ & \times |\delta_{\alpha\alpha'} \delta_{vv'} \delta_{\tau\tau'} \delta_{M_\tau M'_\tau} \delta_{\ell\ell'} \delta_{M_\ell M'_\ell} - S_{\alpha v \tau M_\tau \ell M_\ell; \alpha' v' \tau' M'_\tau \ell' M'_\ell}^M|^2 \quad (64) \end{aligned}$$

III. RESULTS AND DISCUSSION

In this section, we present the results of preliminary calculations based on the theory described in Sec. II. We study the variation of the cross sections for the chemical reactions $\text{LiF}(v = 1, j = 0) + \text{H} \rightarrow \text{LiF} + \text{H}$ and $\text{Li} + \text{HF}(v = 0, j = 0) \rightarrow \text{LiF} + \text{H}$ with the collision energy and the strength of an applied electric field. We also analyze the competing process of vibrational relaxation in $\text{LiF}(v = 1, j = 0) + \text{H}$ collisions and suggest a mechanism for electric field control of chemical reactions at low temperatures.

A. Computational details

The hyperspherical basis functions $\chi_{\alpha v j}(\theta_\alpha; \rho)$ are constructed by solving Eq. (21) using the Fourier grid Hamiltonian method⁷⁵. The functions become more localized with increasing ρ . The localization region of the functions (21) can be defined as follows^{65,76}

$$\theta_\alpha^{\min} = \sin^{-1} [r_\alpha^{\min} / \rho]; \quad \theta_\alpha^{\max} = \sin^{-1} [r_\alpha^{\max} / \rho]. \quad (65)$$

We chose the endpoints r_α^{\min} and r_α^{\max} so that the rovibrational function of the diatomic molecule (49) is nonzero in the interval $[r_\alpha^{\min}, r_\alpha^{\max}]$. This guarantees that the functions $\chi_{\alpha v j}(\theta_\alpha; \rho)$ vanish outside the interval $[\theta_\alpha^{\min}, \theta_\alpha^{\max}]$, and the integration range in Eqs. (34) and (37) reduces from $[0, \pi/2]$ to $[\theta_\alpha^{\min}, \theta_\alpha^{\max}]$. In addition, using the ρ -dependent endpoints (65) ensures the accuracy at large ρ which is necessary to calculate reactive scattering cross sections at low temperatures.

The BF matrix elements given by Eqs. (34), (37) and (39) are evaluated at fixed J as described by Miller⁶², and Alexander, Manolopoulos and Werner⁶³. The integration is performed with 45 Gauss-Legendre quadrature points in $\theta_\alpha \in [\theta_\alpha^{\min}(\rho), \theta_\alpha^{\max}(\rho)]$ and $\gamma_\alpha \in$

$[0, \pi]$. The basis functions are transformed between different reaction arrangements using the expressions derived in Refs.^{53,62}. The upper limit of the total angular momentum $J_{\max} = j_{\max} + \ell_{\max}$ is determined by the BF to SF transformation (31). The overlap and Hamiltonian matrices are stored on the hard disk for subsequent transformation to the SF frame. At large hyperradius, the couplings between different arrangements become negligibly small, and the Hamiltonian and sector-to-sector overlap matrices become sparse. We therefore use sparse matrix storage and retain all matrix elements with the absolute magnitude larger than 10^{-4} cm^{-1} at $\rho > 6.6 a_0$. At each propagation step, the field-independent Hamiltonian and overlap matrices are constructed from the BF matrices using Eqs. (36) and (38). The matrix elements of the interaction with electric fields are computed directly in the SF basis using Eqs. (43) and added to the field-independent Hamiltonian.

In order to avoid the overcompleteness problem⁷⁷ at small hyperradius, the eigenvalues of the overlap matrix smaller than the tolerance parameter $\varepsilon = 0.1$ are discarded. The remaining eigenvectors of the overlap matrix are used to transform the Hamiltonian matrix from the primitive to orthogonalized basis (36) as described above [see Sec. II B, Eq. (23)]. The eigenvalue problem (25) is solved for the transformed Hamiltonian and the $T_{ni}(\rho)$ coefficients are used to assemble the sector-to-sector transformation matrix via Eq. (27), which is used to transform the log-derivative matrix to the next propagation step (54). At the end of the propagation, the log-derivative matrix is transformed back to the SF primitive basis (20) and then to the asymptotic basis (i.e. the representation in which the asymptotic Hamiltonian is diagonal⁴⁹). After these transformations, the wave function of the reaction complex is matched to the asymptotic Jacobi functions to yield the reactance K -matrix as described in the Appendix. The cross sections and probabilities for the reaction are obtained from the K and S -matrices using the expressions derived in Sec. II F.

For the LiHF system we employed the most recent potential energy surface of Aguado, Paniagua and Werner⁷⁸, and used the dipole moments 6.33 D for LiF and 1.83 D for HF from Refs.⁸². Our largest primitive basis (20) included the vibrational states of LiF and HF with $v_{\text{LiF}} \leq 8$ and $v_{\text{HF}} \leq 3$, augmented with 8 rotational states ($j \leq 7$) and 5 partial waves ($\ell \leq 4$), which resulted in 1920 coupled channels for $M = 0$. The number of scattering channels is much larger in the SF basis, and in order to make the reactive scattering calculations feasible, we had to reduce the basis set parameters recommended by Weck and Balakrishnan²³ for $J = 0$ calculations. We performed the calculations in a cycle over the total angular momentum

projection in the range $M = 0 - 4$.

In order to test our program, we computed the cross sections for the $\text{Li} + \text{HF}$ reaction at zero electric field with two different methods: (i) the SF uncoupled formalism described in this paper, and (ii) the standard method based on the total angular momentum representation in the BF frame^{53,59,65,77}. The cross sections computed with method (ii) were compared with the calculations using the ABC code of Manolopoulos and co-workers⁶⁵, and a good agreement was found for the total reaction probabilities at all J . The cross sections obtained with method (i) were summed over ℓ and the cross sections obtained with method (ii) were summed over J . In both calculations, we used the maximum number of rotational states $j_{\text{max}} = 2$ and included 6 partial waves ($\ell = 0 - 5$) in basis (i) and 5 total angular momenta ($J = 0 - 5$) in basis (ii). The propagation parameters were (in units of a_0): $\rho_{\text{min}} = 3.4$, $\rho_{\text{max}} = 30.5$, and $\Delta\rho = 0.02$. Figure 1 shows that the total reaction cross sections calculated with methods (i) and (ii) are in good agreement, which demonstrates that both the SF and BF formalisms are implemented correctly. Note that the SF basis is restricted to $\ell_{\text{max}} = 5$, whereas the BF cross section for $J = 4$ contains contributions from $\ell = 6$. This leads to a small discrepancy between the SF and BF results at a collision energy of ~ 0.2 K where the $J = 4$ contribution is most significant.

B. Numerical results

Electric fields couple different rotational states of the reactants and products and lead to the formation of the field-dressed pendular states⁷. The strength of the molecule-field coupling can be quantified as Ed/B_e , where B_e is the rotational constant of the molecule. The rotational constant of HF (20.96 cm^{-1}) is large compared to that of LiF (1.35 cm^{-1}), and the dipole moment of HF (1.83 D) is significantly smaller than that of LiF (6.33 D). Therefore, the molecule-field coupling is much stronger in the entrance channel of the $\text{LiF} + \text{H} \rightarrow \text{Li} + \text{HF}$ reaction. Figure 2 shows that in an electric field of 200 kV/cm, the Stark shift of the $v = 1, j = 0$ level of LiF amounts to 14.5 cm^{-1} , whereas the ground ro-vibrational state of HF is shifted only by 0.3 cm^{-1} .

We consider the reaction of LiF molecules in the lowest-energy Stark state, which correlates to the state $|v = 1, j = 0\rangle$ in the zero-field limit. The energy of this state decreases with increasing the field. As the rotational levels of the HF product are only slightly mod-

ified by the electric field (Fig. 2), the exothermicity of the $\text{LiF}(v = 0, j = 0) + \text{H}$ reaction forming $\text{HF}(v' = 0, j' = 0)$ molecules decreases from 240.57 cm^{-1} at zero field to 226.39 cm^{-1} at $E = 200 \text{ kV/cm}$. This example shows that the exothermicity of state-resolved chemical reactions can be controlled with electric fields. If the energy defect between the initial and final ro-vibrational levels is small, it may be possible to close or open a particular reaction channel by varying the electric field strength. For example, the reactive channel $|v = 1, \tau = 2, M_\tau = 2\rangle \rightarrow |v' = 0, \tau' = 3\rangle$ shown in Fig. 2 becomes closed as the field increases from zero to $E = 150 \text{ kV/cm}$, and reopens at $E > 200 \text{ kV/cm}$ (the reader is reminded that the field-dressed state $|\tau M_\tau\rangle$ corresponds to the field-free rotational state $|j M_j\rangle$ in the limit of zero electric field). As in the case of photodissociation⁸⁰ and predissociation⁸¹, this suggests that reactive scattering cross sections near threshold can be efficiently manipulated with electric fields.

Figure 3 (upper panel) shows the total reaction cross section as a function of the collision energy. The cross section at zero field is small due to the suppression of tunneling of the heavy F atom under the reaction barrier^{22,23}. Figure 3 illustrates two important observations. First, electric fields enhance the reaction probability by several orders of magnitude over a large interval of collision energies. The largest effect is observed in the *s*-wave scattering regime, where the electric field modifies the absolute magnitude of the cross section, but not the dependence on the collision energy. Second, a broad resonance which appears at $E_c \sim 2 \text{ cm}^{-1}$ for zero electric field is completely suppressed at $E = 200 \text{ kV/cm}$. As we demonstrated earlier for spin-changing collisions of CaD molecules⁵¹, electric fields induce the off-diagonal $\ell \rightarrow \ell \pm 1$ transitions, which alters the relative contribution of different partial waves to the total cross section and suppresses shape resonances^{50,51}.

An additional feature of the $\text{LiF} + \text{H}$ reaction is the presence of rovibrational relaxation channels $\text{LiF}(v = 1, j = 0) + \text{H} \rightarrow \text{LiF}(v' = 0, j') + \text{H}$ competing with the chemical reaction. The lower panel of Fig. 3 shows that the vibrational relaxation is more probable than the chemical reaction at low collision energies. This result is consistent with the calculations of Weck and Balakrishnan²³. We note that because of the shape resonance at $\sim 2 \text{ K}$, the cross section for vibrational relaxation displays the same energy dependence as the reactive scattering cross section for collision energies above 1 K. The coupling between different partial waves induced by the electric field modifies the shape resonance and suppresses both the inelastic and reactive cross sections in the multiple partial-wave regime. Thus, electric

fields can be used not only to change the absolute magnitude of the cross sections, but also to modify their dependence on the collision energy. We note that *s*-wave scattering begins to dominate the cross sections for vibrational relaxation at higher collision energies, especially at zero electric field where the reaction probabilities are very small. The presence of electric fields enhances the reaction probabilities in the limit of *s*-wave scattering, which shifts the upturn of the total reaction cross sections to higher collision energies. The lower panel of Fig. 3 shows that electric fields stimulate vibrational relaxation in the *s*-wave regime, although the effect is not as significant as for the chemical reaction.

To elucidate the effects of electric fields on vibrational relaxation, we calculated the cross sections for the $|v = 1, \tau = 0\rangle \rightarrow |v' = 0\rangle$ transition in a simpler non-reactive collision system CaD + He. The calculations were performed as described in Ref.⁵⁰. Figure 4 shows that electric fields stimulate vibrationally inelastic scattering, in agreement with the results of the calculations for the LiF + H reaction (Fig. 3). The efficiency of vibrational relaxation is determined by the coupling of the ground rotational state of the $v = 1$ level with the rotational states in the $v = 0$ manifold induced by the anisotropy of the interaction potential. In the absence of an electric field, the dominant transition $|v = 1, j = 0\rangle \rightarrow |v' = 0, j' = 1\rangle$ is induced by the leading anisotropic term V_1 of the Legendre expansion of the interaction potential

$$V(R, r, \gamma) = \sum_{\lambda} V_{\lambda}(R, r) P_{\lambda}(\cos \gamma).$$

Electric fields couple the initial state $|v = 1, j = 0\rangle$ with the rotationally excited states. As a result, more rotational levels within the $v = 1$ manifold are coupled by the V_1 term and the coupling between the ground and the first excited vibrational states increases. To verify this mechanism, we calculated the cross sections for vibrational relaxation without the $|v = 1, j = 1\rangle$ level in the basis set. Figure 4 shows that the cross sections calculated with the modified basis do not change with increasing electric field. This indicates that the coupling between the ground and the first excited rotational states plays a key role in stimulating vibrationally inelastic collisions with electric fields. The reactive scattering cross sections display a similar behavior (see Fig. 3), which suggests that the mechanisms for the electric field enhancement of chemical reactions and vibrationally inelastic collisions are similar.

Figure 5 illustrates that the rate constants for the LiF + H \rightarrow HF + Li reaction increase

by several orders of magnitude with increasing field. The increase is not monotonic: the cross section for $E = 150$ kV/cm is one order of magnitude larger than for $E = 200$ kV/cm. This indicates the presence of an electric-field induced resonance similar to those observed by Avdeenkov and Bohn⁸³ and in our previous work⁸⁴ for non-reactive scattering. This new class of reactive scattering resonances is very interesting as it might allow for controlling chemical reactions with external fields.

Figure 6 shows the total cross section for the $\text{Li} + \text{HF} \rightarrow \text{LiF} + \text{H}$ reaction as a function of the collision energy and the electric field strength. The cross sections in the s -wave regime ($E_c \sim 1$ mK) are almost unaffected by electric fields. The effects of electric fields are more pronounced near a scattering resonance at 0.5 K, where the cross sections are suppressed by a factor of 10. As discussed above, this suppression occurs as a result of the electric field-induced mixing of different partial waves⁵¹. The reaction probability at low temperatures is determined by tunneling under the reaction barrier⁷⁹ and the relative change of the reaction exothermicity induced by electric fields is small (see Fig. 2). The effect of electric fields on the structure of HF is relatively weak as the dipole moment of HF is quite small and the rotational constant of the molecule is large. We conclude that the total reaction probability is insensitive to the electric-field-induced interactions in the exit reaction channel. This is in contrast with the effects of electric fields in the entrance reaction channel discussed above.

IV. SUMMARY AND CONCLUSIONS

In summary, we have developed a quantum mechanical theory of reactive scattering in the presence of an external electric field. The approach is based on the FD hyperspherical coordinates and the adiabatic partitioning of the reactive scattering Hamiltonian. The total wave function is expanded in the eigenfunctions of the adiabatic Hamiltonian, which includes the molecule-field interactions. The expansion coefficients as functions of the propagation variable ρ are determined from the solution of the coupled-channel equations. The adiabatic eigenfunctions are constructed on a grid of ρ sectors by solving the adiabatic eigenvalue problem (13). The fully uncoupled SF basis of spherical harmonics and hyperspherical rovibrational basis functions in each chemical arrangement is used to expand the adiabatic eigenfunctions (Sec. II C).

The matrix elements of the field-independent part of the adiabatic Hamiltonian (14) are

first computed in the total angular momentum representation using the BF basis functions (32). The integrals are then transformed to the SF representation using Eq. (31). The matrix elements of the interaction with electric fields are computed directly in the SF frame [Sec. II D, Eq. (40)] and added to the field-independent part (36) to yield the matrix of the adiabatic Hamiltonian in the SF primitive basis [Eq. (25), right-hand side]. The dipole moment of the atom-molecule system can be represented as a sum of the dipole moments of the individual diatomic molecules and a three-body term, which vanishes as the atom-molecule separation increases. The three-body contribution is negligible outside the strong potential coupling region. Inside this region, the interaction of the three-body term with electric fields is small compared to the atom-molecule interaction. Neglecting this term is therefore equivalent to ignoring the coupling between different arrangements due to the electric field (Sec. II D), and is a good approximation⁵⁷.

The matrix of the adiabatic Hamiltonian is transformed to the orthogonalized basis using Eq. (25) and subsequently diagonalized to yield the adiabatic eigenvalues and eigenfunctions at each ρ . During the propagation from small values of ρ to the asymptotic region, the wave function (or its logarithmic derivative) is transformed from one sector to another using the sector-to-sector transformation matrix (27). At the end of the propagation, the matrix of solutions is transformed to the asymptotic basis which diagonalizes the interaction with electric fields (46). The asymptotic matching procedure described in the Appendix yields the reactance matrix K and the scattering matrix S as well as the integral cross sections for reactive scattering as functions of the collision energy and the electric field strength (Sec. II F).

The theory presented in this work is completely general and can be applied to any abstraction reaction involving polar molecules. Because the field-independent Hamiltonian (14) remains the same for any atom-diatom chemical reaction⁸⁵, the equations derived in Sec. II provide a general framework for including the effects of external electromagnetic fields in reactive scattering calculations. For example, it is straightforward to modify the presented formalism to describe chemical reactions in the presence of an off-resonant laser light¹⁵ by changing the matrix elements of the molecule-field interaction (Sec. II E). Our time-independent approach can be generalized to study chemical reactions in the presence of microwave laser radiation⁸⁶ or radio-frequency fields⁸⁷ using the dressed-state formalism^{88,89}. Some of these generalizations are currently under development in our group. We note that

the theory presented here may not be applicable to insertion reactions involving the formation of long-lived intermediate complexes because the FD hyperspherical expansions are known to converge very slowly for this type of reactions. One possible extension of the present work would be to develop a formalism based on symmetric hyperspherical coordinates of Smith and Whitten⁶⁹. This would allow for efficient numerical calculations of probabilities for insertion chemical reactions in the presence of external fields.

Based on the theory developed Sec. II, we performed preliminary calculations of cross sections and rate constants for the $\text{LiF}(v = 1, j = 0) + \text{H}$ and $\text{Li} + \text{HF}(v = 0, j = 0)$ chemical reactions in the presence of an external electric field. Our calculations show that cross sections (Fig. 3) and rate constants (Fig. 5) for chemical reactions at low temperatures may be sensitive to dc electric fields of less than 200 kV/cm. Our results indicate that the probability for the $\text{LiF} + \text{H}$ reaction in the *s*-wave regime is enhanced dramatically by moderate electric fields in the range 100 - 200 kV/cm (Fig. 3). Low-temperature rate constants of abstraction reactions such as $\text{LiF} + \text{H}$ are typically very small, and the results shown in Fig. 5 suggest that electric fields can be used to stimulate chemical reactions in cold trapped molecular ensembles. The increase of the rate with electric field is not monotonic, which suggests that chemical reactions at low temperatures might be affected by Feshbach resonances sensitive to external fields. We will explore the effects of external fields on scattering resonances in chemical reactions at low temperatures in future work.

Our analysis shows that the enhancement of reaction rates at low temperatures is due to electric field-induced couplings between rotational states of the reactants. This suggests that chemical reactions at low temperatures can be selectively tuned by microwave laser fields. Microwave radiation couples different rotational states of the reactants, thereby inducing coupling between different vibrational states and reaction channels. The tunability and high power of microwave lasers may allow for high selectivity of control. A major thrust of recent experimental work has been to produce cold and dense ensembles of a variety of stable molecular radicals such as $\text{NH}^{31,90}$, CaH^{91} , and $\text{OH}^{27,28}$. The mechanisms for the electric field control of chemical reactions described in this work can be readily verified in the experimental work with slow molecular beams²⁷⁻²⁹ or with molecules confined in a magnetic or electrostatic trap^{28,29,31}. The reaction products in external field traps could be separated and detected independently using the $E - H$ gradient balance method⁵.

Acknowledgments

We thank David Manolopoulos for stimulating discussions. This work was supported by the Killam Trusts and NSERC of Canada. The allocation of computer time on Western Canada Research Grid (Westrid) is gratefully acknowledged.

APPENDIX A: ASYMPTOTIC MATCHING

Because the asymptotic form of the Jacobi radial functions is well known (58), it is convenient to re-express the FD wave function at $\rho \rightarrow \infty$ in the Jacobi coordinates (55). The asymptotic FD wave function at the end of the propagation after the transformation to the asymptotic basis (see Sections IID and IIF) has the form

$$\Psi = \sum_{\alpha, v, \tau, M_\tau} \sum_{\ell, M_\ell} \rho^{-5/2} F_{\alpha v \tau M_\tau \ell M_\ell}(\rho) \psi_{\alpha v \tau M_\tau}(\hat{r}_\alpha, \theta_\alpha; \rho) Y_{\ell M_\ell}(\hat{R}_\alpha), \quad (\text{A1})$$

where the field-dressed FD pendular states $\psi_{\alpha v \tau M_\tau}(\hat{r}_\alpha, \theta_\alpha; \rho)$ are given by Eq. (47). Note that the field-dependent expansion coefficients $C_{j M_j, \tau M_\tau}$ are the same as in Eq. (57) because the matrix elements of the asymptotic Hamiltonian are identical in the FD and Jacobi coordinates (see Sec. II D).

Since the basis functions of different arrangements are orthonormal in the limit of large ρ , we can invert Eq. (A1) to obtain

$$F_{\alpha v \tau M_\tau \ell M_\ell}(\rho) = \int d\hat{r}_\alpha \int d\hat{R}_\alpha \int_0^{\pi/2} d\theta_\alpha \frac{1}{4} \sin^2 2\theta_\alpha (\rho^{5/2} \Psi) \psi_{\alpha v \tau M_\tau}^*(\hat{r}_\alpha, \theta_\alpha; \rho) Y_{\ell M_\ell}^*(\hat{R}_\alpha), \quad (\text{A2})$$

where $\frac{1}{4} \sin^2 2\theta_\alpha$ is the angular part of the Jacobian in the FD coordinates^{52,53}. Substituting Ψ from Eq. (55) yields

$$\begin{aligned} F_{\alpha v \tau M_\tau \ell M_\ell}(\rho) = & \int d\hat{r}_\alpha \int d\hat{R}_\alpha \int_0^{\pi/2} d\theta_\alpha \frac{1}{4} \sin^2 2\theta_\alpha \psi_{\alpha v \tau M_\tau}^*(\hat{r}_\alpha, \theta_\alpha; \rho) Y_{\ell M_\ell}^*(\hat{R}_\alpha) \\ & \times \sum_{\alpha' v' \tau' M'_\tau} \sum_{\ell', M'_\ell} \frac{\rho^{5/2}}{R_{\alpha'} r_{\alpha'}} F_{\alpha' v' \tau' M'_\tau \ell' M'_\ell}(R_{\alpha'}) \psi_{\alpha' v' \tau' M'_\tau}(\mathbf{r}_{\alpha'}) Y_{\ell' M'_\ell}(\hat{R}_{\alpha'}). \end{aligned} \quad (\text{A3})$$

As mentioned above, in the limit of large ρ the basis functions have zero overlap unless $\alpha = \alpha'$. Using the definition (57) and the orthogonality property of the coefficients $C_{j M_j, \tau M_\tau}$, the integration over \hat{r}_α can be carried out analytically to yield

$$\int d\hat{r}_\alpha \psi_{\alpha v \tau M_\tau}^*(\hat{r}_\alpha, \theta_\alpha; \rho) \psi_{\alpha' v' \tau' M'_\tau}(\mathbf{r}_\alpha) = \delta_{\tau \tau'} \delta_{M_\tau M'_\tau} \chi_{\alpha v \tau}(\theta_\alpha; \rho) \xi_{\alpha v' \tau'}(r_\alpha). \quad (\text{A4})$$

The integration over \hat{R}_α is straightforward because the expansions given by Eqs. (55) and (A1) contain the same spherical harmonics. The matrix element in Eq. (A3) reduces after some algebra to the sum of one-dimensional integrals^{52,53}

$$F_{\alpha v \tau M_\tau \ell M_\ell}(\rho) = \sum_{\alpha' v' \tau' M'_\tau \ell', M'_\ell} \delta_{\alpha \alpha'} \delta_{\tau \tau'} \delta_{M_\tau M'_\tau} \delta_{\ell \ell'} \delta_{M_\ell M'_\ell} \times \int_0^{\pi/2} d\theta_\alpha \phi_{\alpha v \tau}(\theta_\alpha; \rho) F_{\alpha' v' \tau' M'_\tau \ell' M'_\ell}(R_{\alpha'}) \xi_{\alpha' v' \tau'}(r_{\alpha'}), \quad (\text{A5})$$

where the renormalized FD rovibrational function $\phi_{\alpha v \tau}(\theta_\alpha; \rho)$ is given by Eq. (30).

Instead of Eq. (58), it is convenient to use the real boundary conditions for the Jacobi radial functions

$$\mathbf{F}(R_\alpha) = \mathbf{J}(R_\alpha) - \mathbf{N}(R_\alpha)\mathbf{K}, \quad (\text{A6})$$

and their derivatives

$$\mathbf{F}'(R_\alpha) = \mathbf{J}'(R_\alpha) - \mathbf{N}'(R_\alpha)\mathbf{K}, \quad (\text{A7})$$

where the primes indicate differentiation with respect to R_α in arrangement α . In Eq. (A6), \mathbf{K} is the reactance K -matrix, and the diagonal matrices of incoming and outgoing waves $\mathbf{J}(R)$ and $\mathbf{N}(R)$ are composed of the modified spherical Bessel functions^{52,53,73}. Following Parker and Pack⁵², we substitute Eqs. (A6) and (A7) into Eq. (A5) to obtain

$$\mathbf{F}(\rho) = \mathbf{A}(\rho) - \mathbf{B}(\rho)\mathbf{K}, \quad (\text{A8})$$

where

$$[\mathbf{A}(\rho)]_{\alpha v \tau M_\tau \ell M_\ell, \alpha' v' \tau' M'_\tau \ell' M'_\ell} = \delta_{\alpha \alpha'} \delta_{\tau \tau'} \delta_{M_\tau M'_\tau} \delta_{\ell \ell'} \delta_{M_\ell M'_\ell} \rho^{1/2} \times \int_0^{\pi/2} d\theta_\alpha \phi_{\alpha v \tau}(\theta_\alpha; \rho) [\mathbf{J}(R_{\alpha'})]_{\alpha' v' \tau' M'_\tau \ell' M'_\ell} \xi_{\alpha' v' \tau'}(r_{\alpha'}), \quad (\text{A9})$$

The matrix $\mathbf{B}(\rho)$ has the same form with the Bessel functions $\mathbf{J}(R_\alpha)$ substituted by $\mathbf{N}(R_\alpha)$

Taking the first derivative of Eq. (A5) with respect to ρ , we obtain

$$\mathbf{F}'(\rho) = \frac{1}{2\rho} \mathbf{F}(\rho) \mathbf{A}(\rho) + \mathbf{G}(\rho) - \mathbf{H}(\rho)\mathbf{K}, \quad (\text{A10})$$

where the matrix \mathbf{G} is given by

$$[\mathbf{G}(\rho)]_{\alpha v \tau M_\tau \ell M_\ell, \alpha' v' \tau' M'_\tau \ell' M'_\ell} = \delta_{\alpha \alpha'} \delta_{\tau \tau'} \delta_{M_\tau M'_\tau} \delta_{\ell \ell'} \delta_{M_\ell M'_\ell} \rho^{1/2} \int_0^{\pi/2} d\theta_\alpha \phi_{\alpha v \tau}(\theta_\alpha; \rho) \times \left[\frac{d[\mathbf{J}(R_{\alpha'})]_{\alpha' v' \tau' M'_\tau \ell' M'_\ell}}{dR_{\alpha'}} \xi_{\alpha' v' \tau'}(r_{\alpha'}) \cos \theta_{\alpha'} + [\mathbf{J}(R_{\alpha'})]_{\alpha' v' \tau' M'_\tau \ell' M'_\ell} \frac{d\xi_{\alpha' v' \tau'}(r_{\alpha'})}{dr_{\alpha'}} \sin \theta_{\alpha'} \right], \quad (\text{A11})$$

and the matrix $\mathbf{H}(\rho)$ has the identical form, with the Bessel functions $\mathbf{J}(R_\alpha)$ substituted by $\mathbf{N}(R_\alpha)$. From Eqs. (A9) and (A11), we can obtain the \mathbf{K} -matrix in the Jacobi coordinates directly from the log-derivative matrix^{52,53,73,74} in the asymptotic FD basis

$$\mathbf{K} = \left[\left(\mathbf{Y} - \frac{1}{2\rho} \mathbf{I} \right) \mathbf{B} - \mathbf{H} \right]^{-1} \left[\left(\mathbf{Y} - \frac{1}{2\rho} \mathbf{I} \right) \mathbf{A} - \mathbf{G} \right], \quad (\text{A12})$$

where \mathbf{I} is the identity matrix. The \mathbf{S} -matrix can be obtained from the \mathbf{K} -matrix using the standard Cayley transformation^{52,53}. As in the conventional reactive scattering formalism^{52,53,65}, the projection matrices (A9) and (A11) are diagonal in all quantum numbers except v .

-
- * Electronic address: `timur@chem.ubc.ca`
- ¹ R. N. Zare, *Science* **279**, 1875 (1998).
 - ² R. V. Krems, *Int. Rev. Phys. Chem.* **24**, 99 (2005); J. Doyle, B. Friedrich, R. V. Krems, and F. Masnou-Seeuws, *Eur. Phys. J. D* **31**, 149 (2004).
 - ³ H. J. Loesch and A. Remscheid, *J. Chem. Phys.* **93**, 4779 (1990); H.-J. Loesch, *Annu. Rev. Phys. Chem.* **46**, 555 (1995).
 - ⁴ V. Aquilanti, M. Bartolomei, F. Pirani, D. Cappelletti, F. Vecchiocattivi, Y. Shimizu, and T. Kasai, *Phys. Chem. Chem. Phys.* **7**, 291 (2005).
 - ⁵ T. J. McCarthy, M. T. Timko, and D. R. Herschbach, *J. Chem. Phys.* **125**, 133501 (2006).
 - ⁶ M. Shapiro and P. Brumer, *Principles of Quantum Control of Molecular Processes* (Wiley, NJ, 2003); S. A. Rice and M. Zhao, *Optical Control of Molecular Dynamics* (Wiley, NY, 2000).
 - ⁷ B. Friedrich, M.-G. Rubahn, and N. Sathyamurthy, *Phys. Rev. Lett.* **69**, 2487 (1992).
 - ⁸ R. J. Beuhler, Jr., R. B. Bernstein, and K. H. Kramer, *J. Am. Chem. Soc.* **88**, 5331 (1966).
 - ⁹ P. R. Brooks, *Science* **193**, 11 (1976).
 - ¹⁰ H. Thuis, S. Stolte, and J. Reuss, *Chem. Phys. Lett.* **43**, 351 (1979); D. van den Ende and S. Stolte, *Chem. Phys. Lett.* **76**, 13 (1980); D. van den Ende and S. Stolte, *Chem. Phys.* **89**, 121 (1984).
 - ¹¹ H.-J. Loesch and F. Stienkemeier, *J. Chem. Phys.* **98**, 9570 (1993).
 - ¹² H. J. Loesch and J. Möller, *J. Chem. Phys.* **97**, 9016 (1992).
 - ¹³ B. Friedrich and D. Herschbach, *Nature (London)* **353**, 412 (1991); B. Friedrich, A. Slenczka, and D. Herschbach, *Can. J. Phys.* **72**, 897 (1994).
 - ¹⁴ B. Friedrich and D. Herschbach, *Phys. Rev. Lett.* **74**, 4623 (1995).
 - ¹⁵ H. Stapelfeldt and T. Seideman, *Rev. Mod. Phys.* **75**, 543 (2003).
 - ¹⁶ J. J. Larsen, H. Sakai, C. P. Safvan, I. Wendt-Larsen, and H. Stapelfeldt, *J. Chem. Phys.* **111**, 7774 (1999).
 - ¹⁷ J. Levesque, Y. Mairesse, N. Dudovich, H. Pépin, J.-C. Kieffer, P. B. Corkum, and D. M. Villeneuve, *Phys. Rev. Lett.* **99**, 243001 (2007).
 - ¹⁸ S. S. Viftrup, V. Kumarappan, S. Trippel, and H. Stapelfeldt, *Phys. Rev. Lett.* **99**, 143602 (2007).

- ¹⁹ J. J. Larsen, I. Wendt-Larsen, and H. Stapelfeldt, *Phys. Rev. Lett.* **83**, 1123 (1999).
- ²⁰ D. P. Pullman, B. Friedrich, and D. R. Herschbach, *J. Chem. Phys.* **93**, 3224 (1990); M. J. Wieda and D. J. Nesbitt, *J. Chem. Phys.* **100**, 6372 (1994).
- ²¹ R. V. Krems, *Phys. Chem. Chem. Phys.*, in press (2008).
- ²² P. F. Weck and N. Balakrishnan, *Int. Rev. Phys. Chem.* **25**, 283 (2006).
- ²³ P. Weck and N. Balakrishnan, *J. Chem. Phys.* **122**, 234310 (2005).
- ²⁴ N. Balakrishnan and A. Dalgarno, *Chem. Phys. Lett.* **341**, 652 (2001); E. Bodo, F. A. Gianturco, and A. Dalgarno, *J. Chem. Phys.* **116**, 9222 (2002); E. Bodo, F. A. Gianturco, N. Balakrishnan, and A. Dalgarno, *J. Phys. B: At. Mol. Opt. Phys.* **37**, 3641 (2004).
- ²⁵ D. J. Heinzen, R. Wynar, P. D. Drummond, and K. V. Kheruntsyan, *Phys. Rev. Lett.* **84**, 5029 (2000).
- ²⁶ Nature Insight: Ultracold Matter, *Nature (London)* **416**, 205 (2002).
- ²⁷ S. Y. T. van de Meerakker, N. Vanhaecke, and G. Meijer, *Annu. Rev. Phys. Chem.* **57**, 159 (2006).
- ²⁸ J. J. Gilijamse, S. Hoekstra, S. Y. T. van de Meerakker, G. C. Groenenboom, and G. Meijer, *Science* **313**, 1617 (2006).
- ²⁹ M. Motsch, M. Schenk, L. D. van Buuren, M. Zeppenfeld, P. W. H. Pinkse, and G. Rempe, *Phys. Rev. A* **76**, 061402(R) (2007); D. Patterson and J. M. Doyle, *J. Chem. Phys.* **126**, 154307 (2007).
- ³⁰ C. E. Heiner, D. Carty, G. Meijer, and H. L. Bethlem, *Nat. Phys.* **3**, 115 (2007); R. V. Krems, *Nat. Phys.* **3**, 77 (2007).
- ³¹ M. T. Hummon, W. C. Campbell, H.-I Lu, E. Tsikata, Y. Wang, and J. M. Doyle, preprint atom-ph/0802.1662 (2008).
- ³² P. Sta anum, S. D. Kraft, J. Lange, R. Wester, and M. Weidemüller, *Phys. Rev. Lett.* **96**, 023201 (2006).
- ³³ N. Zanzam, T. Vogt, M. Mudrich, D. Comparat, and P. Pillet, *Phys. Rev. Lett.* **96**, 023202 (2006).
- ³⁴ E. R. Hudson, C. Ticknor, B. C. Sawyer, C. A. Taatjes, H. J. Lewandowski, J. R. Bochinski, J. L. Bohn, and J. Ye, *Phys. Rev. A* **73**, 063404 (2006).
- ³⁵ M. Mudrich, in 379. WE-Heraeus-Seminar on Cold Molecules (2006).
- ³⁶ M. Karplus and M. Godfrey, *J. Am. Chem. Soc.* **88**, 5332 (1966).

- ³⁷ F. J. Aoiz, B. Friedrich, V. J. Herrero, V. Sáez-Rábanos, and J. E. Verdasco, *Chem. Phys. Lett.* **289**, 132 (1998).
- ³⁸ J. Aldegunde, M. P. de Miranda, J. M. Haigh, B. K. Kendrick, V. Sáez-Rábanos, F. J. Aoiz, *J. Phys. Chem. A* **109**, 6200 (2005).
- ³⁹ J. Aldegunde, J. M. Alvariño, M. P. de Miranda, V. Sáez Rabanos, F. J. Aoiz, *J. Chem. Phys.* **125**, 133104 (2006).
- ⁴⁰ J. M. Alvariño, V. Aquilanti, S. Cavalli, S. Crocchianti, A. Laganà, and T. Martínez, *J. Chem. Phys.* **107**, 3339 (1997); J. Aldegunde, J. M. Alvariño, D. De Fazio, S. Cavalli, G. Grossi, and V. Aquilanti, *Chem. Phys.* **301**, 251 (2004).
- ⁴¹ A. E. Orel and W. H. Miller, *J. Chem. Phys.* **70**, 4393 (1979); *J. Chem. Phys.* **73**, 241 (1980).
- ⁴² J. C. Light and A. Altenberger-Siczek, *J. Chem. Phys.* **70**, 4108 (1979).
- ⁴³ J. C. Peploski and L. Eno, *J. Chem. Phys.* **83**, 2947 (1985); D. R. Matussek, M. Yu. Ivanov, and J. S. Wright, *Chem. Phys. Lett.* **258**, 255 (1996).
- ⁴⁴ T. Seideman and M. Shapiro, *J. Chem. Phys.* **94**, 7910 (1991).
- ⁴⁵ J. L. Krause and M. Shapiro, *J. Chem. Phys.* **92**, 1126 (1990).
- ⁴⁶ X. Li, G. A. Parker, P. Brumer, I. Thanopoulos, and M. Shapiro, *J. Chem. Phys.* **128**, 124314 (2008).
- ⁴⁷ D. J. Tannor and S. A. Rice, *J. Chem. Phys.* **83**, 5013 (1985); D. J. Tannor, R. Kosloff, and S. A. Rice, *J. Chem. Phys.* **85**, 5805 (1986); R. Kosloff, S. A. Rice, P. Gaspard, S. Tersigni, and D. J. Tannor, *Chem. Phys.* **139**, 201 (1989).
- ⁴⁸ A. Volpi and J. L. Bohn, *Phys. Rev. A* **65**, 052712 (2002).
- ⁴⁹ R. V. Krems and A. Dalgarno, *J. Chem. Phys.* **120**, 2296 (2004).
- ⁵⁰ T. V. Tscherbul, and R. V. Krems, *Phys. Rev. Lett.* **97**, 083201 (2006); T. V. Tscherbul, and R. V. Krems, *J. Chem. Phys.* **125**, 194311 (2006); E. Abrahamsson, T. V. Tscherbul, and R. V. Krems, *J. Chem. Phys.* **127**, 044302 (2007).
- ⁵¹ T. V. Tscherbul, *J. Chem. Phys.*, in press (2008).
- ⁵² G. A. Parker and R. T Pack, *J. Chem. Phys.* **87**, 3888 (1987).
- ⁵³ T. V. Tscherbul and R. V. Krems, manuscript in preparation (2008).
- ⁵⁴ L. D. Landau and E. M. Lifshits, *Quantum Mechanics: Non-Relativistic Theory* (Butterworth-Heinemann, 1981).
- ⁵⁵ O. I. Tolstikhin, S. Watanabe, and M. Matsuzawa, *J. Phys. B* **29**, L389 (1996).

- ⁵⁶ M. Topaler, P. Piecuch, and D. Truhlar, *J. Chem. Phys.* **110**, 5634 (1999); M. Paniagua, A. Aguado, M. Lara, and O. Roncero, *J. Chem. Phys.* **111**, 6712 (1999).
- ⁵⁷ M. Büchner, G. Bazalgette, and J. Vigué, *J. Phys. Chem. A* **101**, 7634 (1997).
- ⁵⁸ R. V. Krems, *Phys. Rev. Lett.* **96**, 123202 (2006).
- ⁵⁹ D. E. Manolopoulos, in *The Encyclopedia of Computational Chemistry*, Ed. P. von R. Schleyer (Wiley, Chichester, 1998), p. 2699.
- ⁶⁰ W. Hu and G. C. Schatz, *J. Chem. Phys.* **125**, 132301 (2006), and references therein.
- ⁶¹ G. Nyman and H.-G. Yu, *Rep. Prog. Phys.* **63**, 1001 (2000).
- ⁶² J. Z. H. Zhang and W. H. Miller, *J. Chem. Phys.* **91**, 1528 (1989); W. H. Miller, *Annu. Rev. Phys. Chem.* **41**, 245 (1990).
- ⁶³ M. H. Alexander, D. E. Manolopoulos, and H.-J. Werner, *J. Chem. Phys.* **113**, 11084 (2000).
- ⁶⁴ A. M. Arthurs and A. Dalgarno, *Proc. R. Soc. London, Ser. A* **256**, 540 (1960).
- ⁶⁵ D. Skouteris, J. F. Castillo, and D. E. Manolopoulos, *Comp. Phys. Commun.* **133**, 128 (2000).
- ⁶⁶ W. A. Lester, in *Dynamics of Molecular Collisions*, edited by W. H. Miller (Plenum, New York, 1976).
- ⁶⁷ A. Szabo, N. S. Ostlund, *Modern Quantum Chemistry*, (McGraw-Hill, New York, 1989).
- ⁶⁸ P. O. Löwdin, *J. Chem. Phys.* **18**, 365 (1950).
- ⁶⁹ F. T. Smith, *J. Math. Phys.* **3**, 735 (1962); R. C. Whitten and F. T. Smith, *J. Math. Phys.* **9**, 1103 (1968).
- ⁷⁰ J. M. Hutson, in *Advances in Molecular Vibrations and Collision Dynamics*, Eds. J. M. Bowman and M. A. Ratner (JAI press, 1991), p. 1.
- ⁷¹ R. N. Zare, *Angular Momentum*, (Wiley, New York, 1988).
- ⁷² D. A. Varshalovich, A. N. Moskalev, and V. K. Khersonskii, *Quantum Theory of Angular Momentum* (World Scientific, New Jersey, 1988).
- ⁷³ B. R. Johnson, *J. Comp. Phys.* **13**, 455 (1973).
- ⁷⁴ D. E. Manolopoulos, *J. Chem. Phys.* **85**, 6425 (1986).
- ⁷⁵ D. T. Colbert and W. H. Miller, *J. Chem. Phys.* **96**, 1982 (1992).
- ⁷⁶ D. E. Manolopoulos, private communication.
- ⁷⁷ G. C. Schatz, *Chem. Phys. Lett.* **150**, 92 (1988); S. A. Cuccaro, P. Hipes, and A. Kuppermann, *Chem. Phys. Lett.* **154**, 155 (1989).
- ⁷⁸ R. Bobbencamp, A. Paladini, A. Russo, H.-J. Loesch, M. Menéndez, E. Verdasco, F. J. Aoiz,

- and H.-J. Werner, J. Chem. Phys. **122**, 244304 (2005).
- ⁷⁹ The barrier height for the Li + HF reaction is 1782.5 cm^{-178} .
- ⁸⁰ S. Jung, E. Tiemann, and C. Lisdat, J. Phys. B **39**, S1085 (2006); S. Jung, E. Tiemann, and C. Lisdat, Phys. Rev. A **74**, 040701(R) (2006).
- ⁸¹ R. V. Krems, Phys. Rev. Lett. **93**, 013201 (2004).
- ⁸² L. Wharton, W. Klemperer, L. P. Gold, R. Strauch, J. J. Gallagher, and V. E. Derr, J. Chem. Phys. **38**, 1203 (1963); A. J. Hebert, F. J. Lovas, C. A. Melendres, C. D. Hollowell, T. L. Story, Jr., and K. Street, Jr., J. Chem. Phys. **48**, 2824 (1968); H.-J. Werner and P. Rosmus, J. Chem. Phys. **73**, 2319 (1980).
- ⁸³ A. V. Avdeenkov and J. L. Bohn, Phys. Rev. A **66**, 052718 (2002).
- ⁸⁴ T. V. Tscherbul, J. Klos, L. Rajchel, and R. V. Krems, Phys. Rev. A **75**, 033416 (2007).
- ⁸⁵ Chemical reactions of open-shell species may be influenced by non-adiabatic effects and spin-orbit interactions. Although this suggests new interesting control mechanisms⁵⁰, we do not consider these interactions in the present work.
- ⁸⁶ D. DeMille, D. R. Glenn, and J. Petricka, Eur. Phys. J. D **31**, 375 (2004).
- ⁸⁷ A. J. Moerdijk, B. J. Verhaar, and T. M. Nagtegaal, Phys. Rev. A **53**, 4343 (1996).
- ⁸⁸ C. Cohen-Tannoudji, J. Dupont-Roc, G. Grynberg, *Atom-Photon Interactions: Basic Processes and Applications* (John Wiley and Sons, New York, 1992).
- ⁸⁹ P. S. Julienne, Phys. Rev. Lett. **81**, 698 (1988).
- ⁹⁰ W. C. Campbell, E. Tsikata, H. Lu, L. D. van Buuren, and J. M. Doyle, Phys. Rev. Lett. **98**, 213001 (2007); W. C. Campbell, T. V. Tscherbul, H.-I. Lu, E. Tsikata, R. V. Krems, and J. M. Doyle, preprint atom-ph/0804.0265 (2008).
- ⁹¹ J. D. Weinstein, R. deCarvalho, T. Guillet, B. Friedrich, and J. M. Doyle, Nature (London) **395**, 148 (1998).

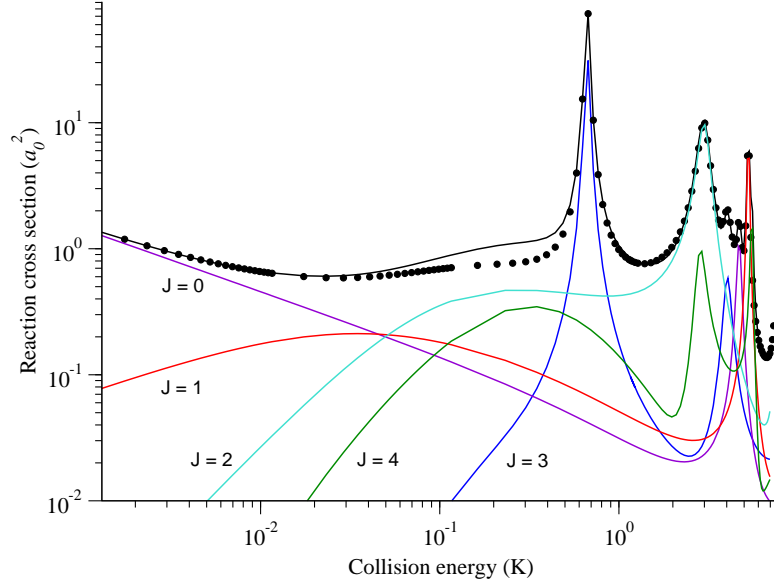


Figure 1: Total cross sections for the $\text{Li} + \text{HF} \rightarrow \text{LiF} + \text{H}$ reaction calculated using the SF uncoupled representation (circles) and the conventional BF method (full line). The SF cross sections are computed using Eq. (62) and summed over $\ell = 0 - 5$. The BF cross sections are computed as $\sigma = \sum_J (2J + 1) \sigma^J$ and summed over $J = 0 - 4$. The partial BF cross sections $[(2J + 1) \sigma^J]$ are also presented.

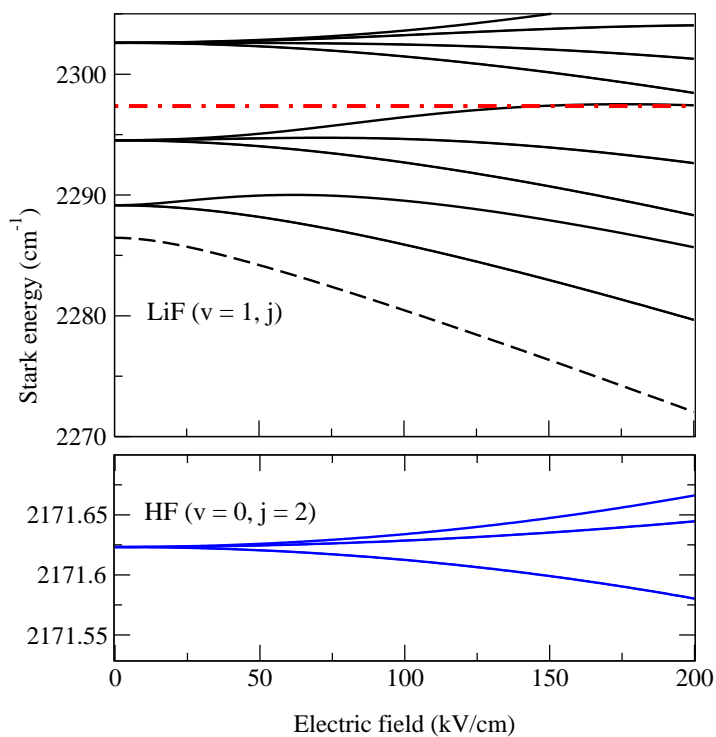


Figure 2: Energy levels of the reactants and products of the $\text{LiF}(v = 1, j = 0) + \text{H} \rightarrow \text{HF} + \text{Li}$ reaction as functions of the electric field. The initial level $|v = 1, j = 0\rangle$ of LiF is shown by the dashed line. The HF states correlating to the $|v = 0, j = 3\rangle$ level in the zero-field limit are shown by the dash-dotted line in the upper panel. The zero of energy corresponds to the bottom of the LiHF potential well⁷⁸ at zero electric field.

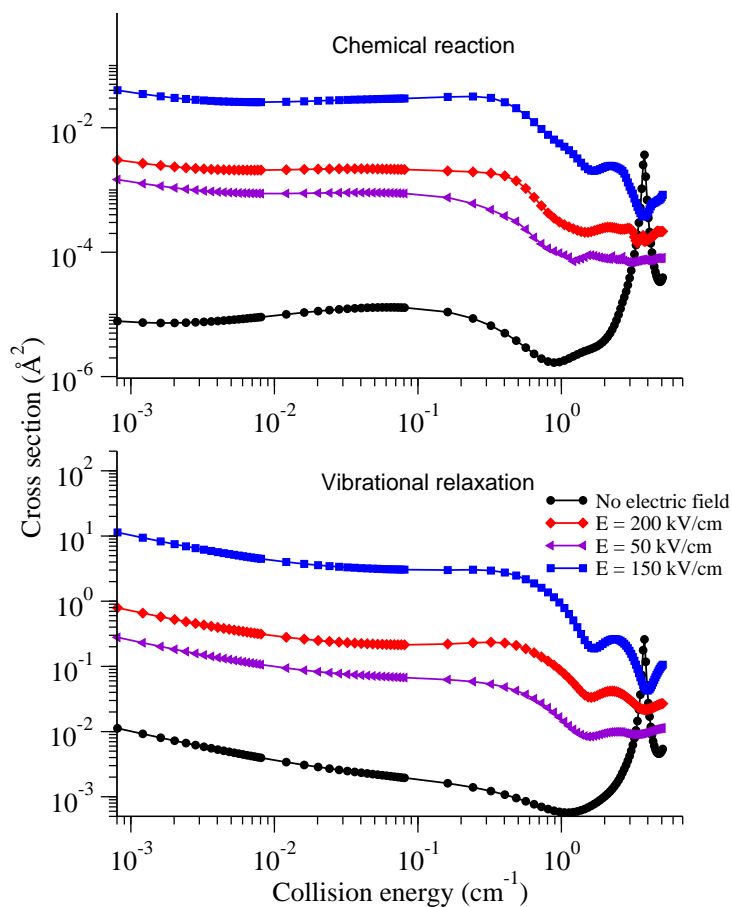


Figure 3: Upper panel: Total cross sections for the $\text{LiF}(v = 1, j = 0) + \text{H}$ chemical reaction as functions of the collision energy at zero electric field (circles), $E = 100$ kV/cm (triangles), $E = 150$ kV/cm (squares), and $E = 200$ kV/cm (diamonds). Lower panel: Cross sections for vibrational relaxation $\text{LiF}(v = 1, j = 0) + \text{H} \rightarrow \text{LiF}(v' = 0) + \text{H}$ summed over all final field-dressed rotational states as functions of the collision energy at different electric field strengths.

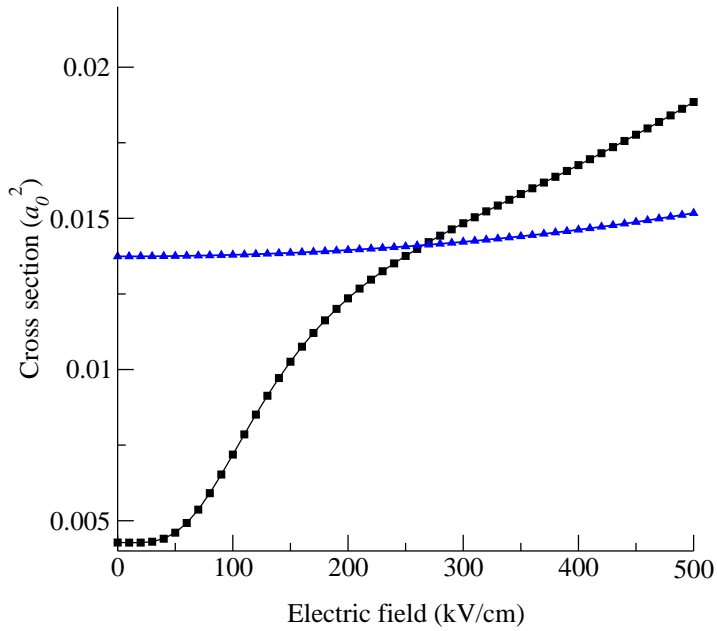


Figure 4: Cross sections for vibrational relaxation $|v = 1, j = 0\rangle \rightarrow |v' = 0\rangle$ in CaD + He collisions as functions of the applied electric field: fully converged calculations (squares), and the results obtained without the $j = 1$ level (triangles). The cross sections are calculated for $M = 0$ and summed over all final field-dressed rotational states. The collision energy is 10^{-3} K.

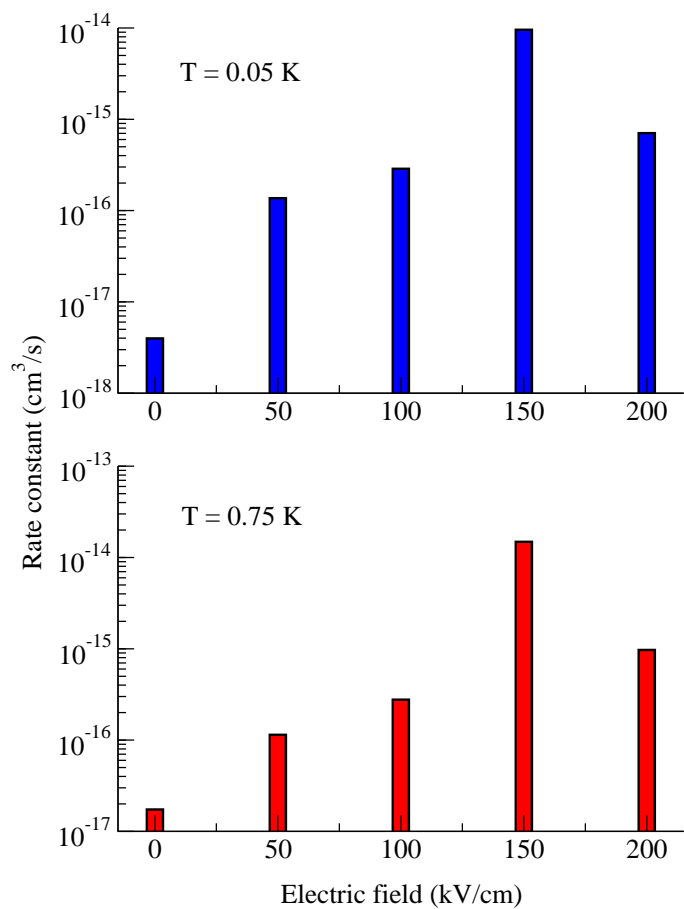


Figure 5: Rate constants for the $\text{LiF}(v = 0, j = 1) + \text{H} \rightarrow \text{HF} + \text{Li}$ reaction at two different temperatures as functions of the applied electric field. Upper panel: $T = 0.05 \text{ K}$; Lower panel: $T = 0.75 \text{ K}$.

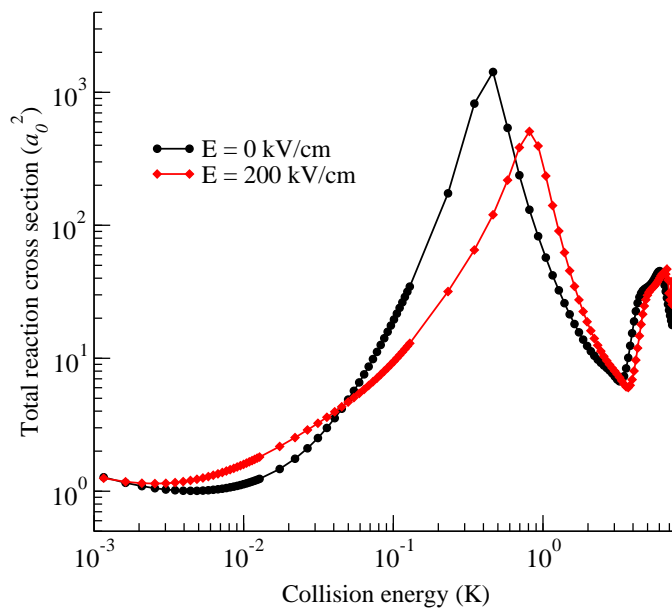


Figure 6: Total integral cross sections for the Li + HF reaction as functions of the collision energy at zero electric field (circles) and $E = 200$ kV/cm (diamonds).