

# Ricci Flow and Entropy Model for Avascular Tumor Growth and Decay Control

Tijana T. Ivancevic

## Abstract

Prediction and control of cancer invasion is a vital problem in medical science. This paper proposes a modern geometric Ricci–flow and entropy based model for control of avascular multicellular tumor spheroid growth and decay. As a tumor growth/decay control tool, a monoclonal antibody therapy is proposed.

**Keywords:** avascular tumor growth and decay, multicellular tumor spheroid, Ricci flow and entropy, nonlinear heat equation, monoclonal antibody cancer therapy

## Contents

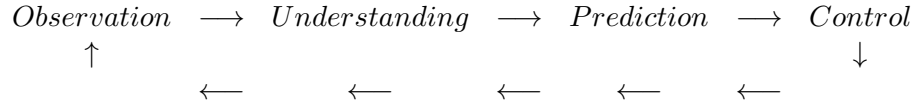
<b>1</b>	<b>Introduction</b>	<b>1</b>
<b>2</b>	<b>Ricci flow and multi-phase avascular MTS decay control</b>	<b>8</b>
2.1	Geometrization Conjecture . . . . .	8
2.2	MTS evolution under the Ricci flow . . . . .	10
2.3	Ricci breathers and solitons . . . . .	15
2.4	Heat equation and Ricci entropy . . . . .	16
2.5	Thermodynamic analogy . . . . .	18
<b>3</b>	<b>Monoclonal antibodies for MTS–decay control</b>	<b>19</b>
<b>4</b>	<b>Appendix: Riemann and Ricci curvatures on a smooth <math>n</math>–manifold</b>	<b>20</b>

## 1 Introduction

Cancer is one of the main causes of morbidity and mortality in the world. There are several different stages in the growth of a tumor before it becomes so large that it causes the patient to die or reduces permanently their quality of life. Developed countries are investing large sums of money into cancer research in order to find cures and improve

existing treatments. In comparison to molecular biology, cell biology, and drug delivery research, mathematics has so far contributed relatively little to the area [1].

On the other hand, consider the vital problem of *prediction* and *control/prevention* of some natural disaster (e.g., a hurricane). The role of science in dealing with a phenomenon/treat like this can be depicted as the following OUPC feedback-loop (see [2]):



with the following four components/phases:

1. *Observation*, i.e., monitoring a phenomenon in case, using experimental sensing/measuring methods (e.g., orbital satellite imaging). This phase produces measurement data that could be fitted as graphs of analytical functions.
2. *Understanding*, in the form of geometric pattern recognition, i.e., recognizing the turbulent patterns of spatio-temporal chaotic behavior of the approaching hurricane, in terms of geometric objects (e.g., tensor- and spinor-fields). This phase recognizes the observation graphs as cross-sections of some jet bundles, thus representing the validity criterion for the observation phase.
3. *Prediction*: when, where and how will the hurricane strike?  
 Now, common, inductive approach here means fitting a statistical model into empirical satellite data. However, we know that this works only for a very short time in the future, as extrapolation is not a valid predictive procedure, even if (adaptive) extended Kalman filter is used. Instead, we suggest a deductive approach of fitting some data into a well-defined dynamical model. This means formulating a dynamical system on configuration and phase-space manifolds, which incorporates all previously recognized turbulent patterns of the hurricane's spatio-temporal behavior. Once a valid dynamical model is formulated, the necessary empirical satellite data would include system parameters, initial and boundary conditions. So, this would be a pattern-driven modelling of the hurricane, rather than blind data-driven statistical modelling. This phase is the validity criterion for the understanding phase.
4. *Control*: this is the final stage of manipulating the hurricane to prevent the destruction. If we have already formulated a valid geometric-pattern-based dynamical model, this task can be relatively easily accomplished, as

$$\textit{Control System} = \textit{Dynamical System} + \textit{Controller}.$$

So, here the problem is to design a feedback controller/compensator for the dynamical model. This phase is the validity criterion for the prediction phase.

Since there are three distinct stages to cancer development: avascular, vascular, and metastatic – researchers often concentrate their efforts on answering specific OUPC-related questions on each of these stages (see [3]). In particular, as some tumor cell lines grown in vitro form 3-dimensional (3D, for short) spherical aggregates, the relative cheapness and ease of in vitro experiments in comparison to animal experiments has made 3D *multicellular tumor spheroids* (MTS, see Figure 1, as well as e.g., Figure 6 in [3]) very popular in vitro model system of avascular tumors<sup>1</sup> [4]. They are used to study how local micro-environments affect cellular growth/decay, viability, and therapeutic response (see [5]). MTS are often combined with 3D medical imaging [9], 4D confocal imaging<sup>2</sup> [10], 3D video holography through living tissue<sup>3</sup> [11] and 3D metabolic imaging imaging bioluminescence<sup>4</sup> [6]. MTS provide, allowing strictly controlled nutritional and mechanical conditions, excellent experimental patterns to test the validity of the proposed mathematical models of tumor growth/decay [8].

A number of mathematical models of *avascular tumor growth* inside the MTS were reviewed in [3]. These were generally divided into continuum cell population models described by diffusion partial differential equations (PDEs) of continuum mechanics [2, 16] combined with chemical kinetics, and discrete cell population models described by ordinary differential equations (ODEs). Besides, in many cell population models it is possible to empirically demonstrate the presence of *attractors* that operate starting from different initial conditions [12, 13].

A general model of multi-phase tumor growth (inside the MTS) is given in [3] by the

---

<sup>1</sup>In vitro cultivation of tumor cells as multicellular tumor spheroids (MTS) has greatly contributed to the understanding of the role of the cellular micro-environment in tumor biology (for review see [5, 4]). These spherical cell aggregates mimic avascular tumor stages or micro-metastases in many aspects and have been studied intensively as an experimental model reflecting an in vivo-like micro-milieu with 3D metabolic gradients. With increasing size, most MCTS not only exhibit proliferation gradients from the periphery towards the center but they also develop a spheroid type-specific nutrient supply pattern, such as radial oxygen partial pressure gradients. Similarly, MCTS of a variety of tumor cell lines exhibit a concentric histo-morphology, with a necrotic core surrounded by a viable cell rim. The spherical symmetry is an important prerequisite for investigating the effect of environmental factors on cell proliferation and viability in a 3D environment on a quantitative basis [6].

<sup>2</sup>Four-dimensional (4D) imaging of biological specimens (3D image reconstruction of the same living sample at different time points), is an application of confocal microscopy with fluorescence probes.

<sup>3</sup>Holographic coherence-domain imaging records full-frame depth resolved images throughout living multicellular tumor spheroids in vitro, without computed tomography, allowing real-time video fly-through under interactive control of the operator.

<sup>4</sup>Imaging bioluminescence technique allows the mapping of metabolite concentrations (e.g., ATP, glucose, and lactate) in cryosections of spheroid sections at a high spatial resolution [7].




Figure 1: An example of multicellular tumor spheroid (MTS): a differential interference contrast image.

parabolic reaction–diffusion PDE,<sup>5</sup>

$$\partial_t \Phi_i = \nabla \cdot (D_i \Phi_i) - \nabla \cdot (\mathbf{v}_i \Phi_i) + \lambda_i(\Phi_i, C_i) - \mu_i(\Phi_i, C_i) \quad (1)$$

( $\partial_t \equiv \partial/\partial t$ ), where for phase  $i$ ,  $\Phi_i$  is the volume fraction ( $\sum_i \Phi_i = 1$ ),  $D_i$  is the random motility or diffusion,  $\lambda_i(\Phi_i, C_i)$  is the chemical and phase dependent production, and  $\mu_i(\Phi_i, C_i)$  is the chemical and phase dependent degradation/death, and  $\mathbf{v}_i$  is the cell velocity defined by the constitutive equation

$$\mathbf{v}_i = -\mu \nabla p, \quad (2)$$

where  $\mu$  is a positive constant describing the viscous–like properties of tumor cells and  $p$  is the spheroid internal pressure.

In particular, the multi-phase equation (1) splits into two heat–like mass–conservation PDEs [3],

$$\partial_t \Phi^C = S^C - \nabla \cdot (\mathbf{v}^C \Phi^C), \quad \partial_t \Phi^F = S^F - \nabla \cdot (\mathbf{v}^F \Phi^F), \quad (3)$$

where  $\Phi^C$  and  $\Phi^F$  are the tissue cell/matrix and fluid volume fractions, respectively,  $\mathbf{v}^C$  and  $\mathbf{v}^F$  are the cell/matrix and the fluid velocities (both defined by their constitutive equations of the form of (2)),  $S^C$  is the rate of production of solid phase tumor tissue and  $S^F$  is the creation/degradation of the fluid phase. Conservation of matter in the tissue,  $\Phi^C + \Phi^F = 1$ , implies that  $\nabla \cdot (\mathbf{v}^C \Phi^C + \mathbf{v}^F \Phi^F) = \Phi^C + \Phi^F$ . The assumption that the tumor may be described by two phases only implies that the new cell/matrix phase is formed

---

<sup>5</sup>Reaction–diffusion systems are PDE–models that describe how the concentration of one or more substances distributed in space changes under the influence of two processes: local (bio)chemical reactions in which the substances are converted into each other, and diffusion which causes the substances to spread out in space. They have the form of semi-linear parabolic partial differential equations.

from the fluid phase and vice versa, so that  $S^C + S^F = 0$ . The detailed biochemistry of tumor growth can be coupled into the model above through the growth term  $S^C$ , with equations added for nutrient diffusion, see [3] and references therein.

The multi-phase tumor growth model (1) has been derived from the classical transport/mass conservation equations for different chemical species inside the MTS [3],

$$\partial_t C_i = P_i - \nabla \cdot \mathbf{N}_i. \quad (4)$$

Here  $C_i$  are the concentrations of the chemical species, subindex  $a$  for oxygen,  $b$  for glucose,  $c$  for lactate ion,  $d$  for carbon dioxide,  $e$  for bicarbonate ion,  $f$  for chloride ion, and  $g$  for hydrogen ion concentration;  $P_i$  is the net rate of consumption/production of the chemical species both by tumor cells and due to the chemical reactions with other species; and  $\mathbf{N}_i$  is the flux of each of the chemical species inside the tumor spheroid, given (in the simplest case of uncharged molecules of glucose,  $O_2$  and  $CO_2$ ) by Fick's law,

$$\mathbf{N}_i = -D_i \nabla C_i,$$

where  $D_i$  are (positive) constant diffusion coefficients. In case of charged molecules of ionic species, the flux  $\mathbf{N}_i$  contains also the (negative) gradient of the volume fractions  $\Phi_i$ .

In all above cases, tumor growth is, in terms of statistical mechanics, associated to *entropy growth*. The more *uncertainty* (measured as a number of tumor microstates) the tumor spheroid possesses, the larger is its entropy. Formally, we can apply *Shannon formula* to the probability distributions  $(p_1, \dots, p_n)$  of cancer cells within the body,

$$S(p_1, \dots, p_n) = - \sum_i p_i \log_2 p_i.$$

In other words, if we do not control the tumor growth, naturally it is governed by the Second Law of Thermodynamics:

$$\partial_t S \geq 0,$$

which is an expression of the universal law of increasing entropy, stating that the entropy (i.e., total number of tumor cells) of an isolated thermodynamic system (i.e., human body) which is not in equilibrium will tend to increase over time, approaching a maximum value at equilibrium (i.e., death threatening situation).

On the other hand, the *Ricci flow equation* (or, the *parabolic Einstein equation*), introduced by R. Hamilton in 1982 [23], is the nonlinear heat-like evolution equation<sup>6</sup>

$$\partial_t g_{ij} = -2R_{ij}, \quad (5)$$

---

<sup>6</sup>The current hot topic in geometric topology is the Ricci flow, a Riemannian evolution machinery that recently allowed G. Perelman to prove the celebrated *Poincaré Conjecture*, a century-old mathematics problem (and one of the seven Millennium Prize Problems of the Clay Mathematics Institute) – and win him the 2006 Fields Medal (which he declined in a public controversy) [14]. The Poincaré Conjecture can roughly be put as a question: Is a closed 3D manifold  $M$  topologically a sphere if every closed curve in  $M$  can be shrunk continuously to a point? In other words, Poincaré conjectured: A simply-connected compact 3D manifold is diffeomorphic to the 3D sphere  $S^3$  (see e.g., [15]).

for a time-dependent Riemannian metric  $g = g_{ij}(t)$  on a smooth real<sup>7</sup>  $n$ -manifold  $M$  with the Ricci curvature tensor  $R_{ij}$ .<sup>8</sup> This equation roughly says that we can deform any metric on a 2D surface or  $n$ D manifold by the negative of its curvature; after *normalization* (see Figure 2), the final state of such deformation will be a metric with constant curvature. The factor of 2 in (5) is more or less arbitrary, but the negative sign is essential to insure a kind of complex *volume exponential decay*,<sup>9</sup> since the Ricci flow equation (5) is a kind of nonlinear generalization of the standard linear heat equation

$$\partial_t u = \Delta u. \tag{6}$$

Like the heat equation (6), the Ricci flow equation (5) is well behaved in forward time and acts as a kind of smoothing operator (but is usually impossible to solve in backward time). If some parts of a solid object are hot and others are cold, then, under the heat equation, heat will flow from hot to cold, so that the object gradually attains a uniform temperature. To some extent the Ricci flow behaves similarly, so that the Ricci curvature ‘tries’ to become more uniform [24], thus depicting a monotonic *entropy growth*,<sup>10</sup>  $\partial_t S \geq 0$ ,

---

<sup>7</sup>For the related Kähler Ricci flow on complex manifolds, see e.g., [16, 17]

<sup>8</sup>This particular PDE (5) was chosen by Hamilton for much the same reason that A. Einstein introduced the Ricci tensor into his gravitation field equation,

$$R_{ij} - \frac{1}{2}g_{ij}R = 8\pi T_{ij},$$

where  $T_{ij}$  is the energy-momentum tensor. Einstein needed a symmetric 2-index tensor which arises naturally from the metric tensor  $g_{ij}$  and its first and second partial derivatives. The Ricci tensor  $R_{ij}$  is essentially the only possibility. In gravitation theory and cosmology, the Ricci tensor has the volume-decreasing effect (i.e., convergence of neighboring geodesics, see [19]).

<sup>9</sup>This complex geometric process is globally similar to a generic exponential decay ODE:

$$\dot{x} = -\lambda f(x),$$

for a positive function  $f(x)$ . We can get some insight into its solution from the simple exponential decay ODE,

$$\dot{x} = -\lambda x \quad \text{with the solution} \quad x(t) = x_0 e^{-\lambda t},$$

(where  $x = x(t)$  is the observed quantity with its initial value  $x_0$  and  $\lambda$  is a positive decay constant), as well as the corresponding  $n$ th order rate equation (where  $n > 1$  is an integer),

$$\dot{x} = -\lambda x^n \quad \text{with the solution} \quad \frac{1}{x^{n-1}} = \frac{1}{x_0^{n-1}} + (n-1)\lambda t.$$

<sup>10</sup>Note that two different kinds of entropy functional have been introduced into the theory of the Ricci flow, both motivated by concepts of entropy in thermodynamics, statistical mechanics and information theory. One is Hamilton’s entropy, the other is Perelman’s entropy. While in Hamilton’s entropy, the scalar curvature  $R$  of the metric  $g_{ij}$  is viewed as the leading quantity of the system and plays the role of a probability density, in Perelman’s entropy the leading quantity describing the system is the metric  $g_{ij}$  itself. Hamilton established the monotonicity of his entropy along the volume-normalized Ricci flow

which is due to the positive definiteness of the metric  $g_{ij} \geq 0$ , and naturally implying the *arrow of time* [20, 17, 16].

In a suitable local coordinate system, the Ricci flow equation (5) has a nonlinear heat-type form, as follows. At any time  $t$ , we can choose local harmonic coordinates so that the coordinate functions are locally defined harmonic functions in the metric  $g(t)$ . Then the Ricci flow takes the form (see e.g., [25])

$$\partial_t g_{ij} = \Delta g_{ij} + Q_{ij}(g, \partial g), \quad (7)$$

where  $\Delta$  is the Laplace–Beltrami differential operator on functions with respect to the metric  $g$  and  $Q$  is a lower-order term quadratic in  $g$  and its first order partial derivatives. From the analysis of nonlinear heat PDEs, one obtains existence and uniqueness of forward-time solutions to the Ricci flow (7) on some time interval, starting at any smooth initial metric  $g_0 = g_{ij}(0)$ .

As a simple example of the Ricci flow equations (5)–(7), consider a round spherical boundary  $S^2$  of the MTS of radius  $r$ . The metric tensor on  $S^2$  takes the form

$$g_{ij} = r^2 \hat{g}_{ij},$$

where  $\hat{g}_{ij}$  is the metric for a unit sphere, while the Ricci tensor

$$R_{ij} = (n - 1) \hat{g}_{ij}$$

is independent of  $r$ . The Ricci flow equation on  $S^2$  reduces to

$$\dot{r}^2 = -2(n - 1),$$

with solution

$$r^2(t) = r^2(0) - 2(n - 1)t.$$

Thus the boundary sphere  $S^2$  collapses to a point in finite time (see [24]).

More generally, the following geometrization conjecture holds for an MTS 3-manifold  $M$ : Suppose that we start with a compact initial MTS-manifold  $M_0$  whose Ricci tensor  $R_{ij}$  is everywhere positive definite. Then, as  $M_0$  shrinks to a point under the Ricci flow (5), it becomes rounder and rounder. If we rescale the metric  $g_{ij}$  on  $M_0$  so that the volume of  $M_0$  remains constant, then  $M_0$  converges towards another compact MTS-manifold  $M_1$  of constant positive curvature (see [23]).

In case of even more general MTS 3-manifolds (outside the class of positive Ricci curvature metrics), the situation is much more complicated, as various singularities may arise. One way in which singularities may arise during the Ricci flow is that a spherical

---

on the 2-sphere  $S^2$  [28]. Perelman established the monotonicity of his entropy along the Ricci flow in all dimensions [21].

boundary  $S^2 = \partial M$  of an MTS 3-manifold  $M$  may collapse to a point in finite time. Such collapses can be eliminated by performing a kind of “geometric surgery” on the MTS manifold  $M$ , that is a sophisticated sequence of cutting and pasting without accumulation of time errors<sup>11</sup> (see [22]). After a finite number of such surgeries, each component either: (i) converges towards a 3-manifold of constant positive Ricci curvature which shrinks to a point in finite time, or possibly (ii) converges towards an  $S^2 \times S^1$  which shrinks to a circle  $S^1$  in finite time, or (iii) admits a “thin-thick” decomposition of [30]. Therefore, one can choose the surgery parameters so that there is a well defined Ricci-flow-with surgery, that exists for all time [22].

In this paper we use the evolving geometric machinery of the volume-decaying and entropy-growing Ricci flow  $g(t)$ , given by equations (5)–(7), for modelling general 3D avascular MTS decay, corresponding to parabolic multi-phase reaction-diffusion PDEs (1)–(4).

## 2 Ricci flow and multi-phase avascular MTS decay control

### 2.1 Geometrization Conjecture

Recall that geometry and topology of smooth surfaces are related by the *Gauss–Bonnet formula* for a closed surface  $\Sigma$  (see, e.g., [2, 17])

$$\frac{1}{2\pi} \iint_{\Sigma} K dA = \chi(\Sigma) = 2 - 2 \text{gen}(\Sigma), \quad (8)$$

where  $dA$  is the area element of a metric  $g$  on  $\Sigma$ ,  $K$  is the Gaussian curvature,  $\chi(\Sigma)$  is the Euler characteristic of  $\Sigma$  and  $\text{gen}(\Sigma)$  is its *genus*, or number of handles, of  $\Sigma$ . Every closed surface  $\Sigma$  admits a metric of constant Gaussian curvature  $K = +1, 0$ , or  $-1$  and so is uniformized by elliptic, Euclidean, or hyperbolic geometry, which respectively have  $\text{gen}(S^2) = 0$  (sphere),  $\text{gen}(T^2) = 1$  (torus) and  $\text{gen}(\Sigma) > 1$  (torus with several holes). The integral (8) is a *topological invariant* of the surface  $\Sigma$ , always equal to 2 for all topological spheres  $S^2$  (that is, for all closed surfaces without holes that can be continuously deformed from the geometrical sphere) and always equal to 0 for the topological torus  $T^2$  (i.e., for all closed surfaces with one hole or handle).

The general topological framework for the Ricci flow (5) is Thurston’s *Geometrization Conjecture* [30], which states that the interior of any compact 3-manifold can be split in

---

<sup>11</sup>Hamilton’s idea was to perform surgery to cut off the singularities and continue his flow after the surgery. If the flow develops singularities again, one repeats the process of performing surgery and continuing the flow. If one can prove there are only a finite number of surgeries in any finite time interval, and if the long-time behavior of solutions of the Ricci flow (5) with surgery is well understood, then one would be able to recognize the topological structure of the initial manifold. Thus Hamilton’s program, when carried out successfully, would lead to a proof of the Poincaré conjecture and Thurston’s geometrization conjecture [15].



an essentially unique way by disjoint embedded 2D spheres  $S^2$  and tori  $T^2$  into pieces and each piece admits one of 8 geometric structures (including (i) the 3D sphere  $S^3$  with constant curvature  $+1$ ; (ii) the 3D Euclidean space  $\mathbb{R}^3$  with constant curvature  $0$  and (iii) the 3D hyperbolic space  $\mathbb{H}^3$  with constant curvature  $-1$ ).<sup>12</sup> The geometrization conjecture (which has the Poincaré Conjecture as a special case) would give us a link between the geometry and topology of MTS 3-manifolds, analogous in spirit to the case of 2D surfaces.

In higher dimensions, the Gaussian curvature  $K$  corresponds to the Riemann curvature tensor  $\mathfrak{Rm}$  on a smooth  $n$ -manifold  $M$ , which is in local coordinates on  $M$  denoted by its  $(4, 0)$ -components  $R_{ijkl}$ , or its  $(3, 1)$ -components  $R_{ijk}^l$  (see Appendix, as well as e.g., [2, 17]). The trace (or, contraction) of  $\mathfrak{Rm}$ , using the inverse metric tensor  $g^{ij} = (g_{ij})^{-1}$ , is the Ricci tensor  $\mathfrak{Rc}$ , the 3D curvature tensor, which is in a local coordinate system  $\{x^i\}_{i=1}^n$  defined in an open set  $U \subset M$ , given by

$$R_{ij} = \text{tr}(\mathfrak{Rm}) = g^{kl} R_{ijkl}$$

(using Einstein's summation convention), while the *scalar curvature* is now given by the second contraction of  $\mathfrak{Rm}$  as

$$R = \text{tr}(\mathfrak{Rc}) = g^{ij} R_{ij}.$$

In general, the Ricci flow  $g_{ij}(t)$  is a one-parameter family of Riemannian metrics on a compact  $n$ -manifold  $M$  governed by the equation (5), which has a unique solution for a short time for an arbitrary smooth metric  $g_{ij}$  on  $M$  [23]. If  $\mathfrak{Rc} > 0$  at any local point  $x = \{x^i\}$  on  $M$ , then the Ricci flow (5) contracts the metric  $g_{ij}(t)$  near  $x$ , to the future, while if  $\mathfrak{Rc} < 0$ , then the flow (5) expands  $g_{ij}(t)$  near  $x$ . The solution metric  $g_{ij}(t)$  of the Ricci flow equation (5) shrinks in positive Ricci curvature direction while it expands in the negative Ricci curvature direction, because of the minus sign in the front of the Ricci tensor  $R_{ij}$ . In particular, in 2D, on a sphere  $S^2$ , any metric of positive Gaussian curvature will shrink to a point in finite time. At a general point, there will be directions of positive and negative Ricci curvature along which the metric will locally contract or expand (see [25]). In 3D, if a simply-connected compact 3-manifold  $M$  has a Riemannian metric  $g_{ij}$  with positive Ricci curvature then it is diffeomorphic to the 3-sphere  $S^3$  [23].

All three Riemannian curvatures ( $R$ ,  $\mathfrak{Rc}$  and  $\mathfrak{Rm}$ ), as well as the associated volume forms, *evolve* during the Ricci flow (5).

---

<sup>12</sup>Another five allowed geometric structures are represented by the following examples: (iv) the product  $S^2 \times S^1$ ; (v) the product  $\mathbb{H}^2 \times S^1$  of hyperbolic plane and circle; (vi) a left invariant Riemannian metric on the special linear group  $SL(2, \mathbb{R})$ ; (vii) a left invariant Riemannian metric on the solvable Poincaré-Lorentz group  $E(1, 1)$ , which consists of rigid motions of a  $(1 + 1)$ -dimensional space-time provided with the flat metric  $dt^2 - dx^2$ ; (viii) a left invariant metric on the nilpotent Heisenberg group, consisting of  $3 \times 3$  matrices of the form

$$\begin{bmatrix} 1 & * & * \\ 0 & 1 & * \\ 0 & 0 & 1 \end{bmatrix}.$$

In each case, the universal covering of the indicated manifold provides a canonical model for the corresponding geometry [24].

## 2.2 MTS evolution under the Ricci flow

The Ricci flow evolution equation (5) for the metric tensor  $g_{ij}$  implies the evolution equation for the Riemann curvature tensor  $\mathfrak{Rm}$ ,

$$\partial_t \mathfrak{Rm} = \Delta \mathfrak{Rm} + Q_n, \quad (9)$$

where  $Q_n$  is a certain quadratic expression of the Riemann curvatures. From the general  $n$ -curvature expression (9) we have two special cases important for MTS-evolution:<sup>13</sup>

- The 3D evolution equation for the Ricci curvature tensor  $\mathfrak{Rc}$  on an MTS 3-manifold  $M$ ,

$$\partial_t \mathfrak{Rc} = \Delta \mathfrak{Rc} + Q_3, \quad (10)$$

where  $Q_3$  is a certain quadratic expression of the Ricci curvatures; and

- The 2D evolution equation for the scalar surface curvature  $R$ ,

$$\partial_t R = \Delta R + 2|\mathfrak{Rc}|^2, \quad (11)$$

which holds both on an MTS 3-manifold  $M$  and on its 2D boundary surface  $\partial M$ . Therefore, by the *maximum principle*, the minimum of  $R$  is non-decreasing along the flow  $g(t)$ , both on  $M$  and on  $\partial M$  (see [21]).

Let us now see in detail how various MTS-related geometric quantities evolve given the short-time solution of the Ricci flow equation (5) on an MTS 3-manifold  $M$ . Let us first calculate the *variation formulas* for the Christoffel symbols and curvature tensors on  $M$  and then the corresponding evolution equations (see [23, 31, 32]). If  $g(s)$  is a one-parameter family of metrics on  $M$  with

$$\partial_s g_{ij} = v_{ij},$$

---

<sup>13</sup>By expanding the maximum principle for tensors, Hamilton proved that Ricci flow  $g(t)$  given by (5) preserves the positivity of the Ricci tensor  $\mathfrak{Rc}$  in 3D (as well as of the Riemann curvature tensor  $\mathfrak{Rm}$  in all dimensions); moreover, the eigenvalues of the Ricci tensor in 3D (and of the curvature operator  $\mathfrak{Rm}$  in 4D) are getting pinched point-wisely as the curvature is getting large [23, 26]. This observation allowed him to prove the convergence results: the evolving metrics (on a compact manifold) of positive Ricci curvature in 3D (or positive Riemann curvature in 4D) converge, modulo scaling, to metrics of constant positive curvature.

However, without assumptions on curvature, the long time behavior of the metric evolving by Ricci flow may be more complicated [21]. In particular, as  $t$  approaches some finite time  $T$ , the curvatures may become arbitrarily large in some region while staying bounded in its complement. On the other hand, Hamilton [27] discovered a remarkable property of solutions with nonnegative curvature tensor  $\mathfrak{Rm}$  in arbitrary dimension, called the *differential Harnack inequality*, which allows, in particular, to compare the curvatures of the solution of (5) at different points and different times.

then the variation of the Christoffel symbols  $\Gamma_{ij}^k$  on  $M$  is given by

$$\partial_s \Gamma_{ij}^k = \frac{1}{2} g^{kl} (\nabla_i v_{jl} + \nabla_j v_{il} - \nabla_l v_{ij}), \quad (12)$$

from which follows the evolution of the Christoffel symbols  $\Gamma_{ij}^k$  under the Ricci flow  $g(t)$  on  $M$  given by (5),

$$\partial_t \Gamma_{ij}^k = -g^{kl} (\nabla_i R_{jl} + \nabla_j R_{il} - \nabla_l R_{ij}).$$

From (12) we calculate the variation of the Ricci tensor  $R_{ij}$  on  $M$  as

$$\partial_s R_{ij} = \nabla_m (\partial_s \Gamma_{ij}^m) - \nabla_i (\partial_s \Gamma_{mj}^m), \quad (13)$$

and the variation of scalar curvature  $R$  on  $M$  by

$$\partial_s R = -\Delta V + \operatorname{div}(\operatorname{div} v) - \langle v, \mathfrak{R}c \rangle, \quad (14)$$

where  $V = g^{ij} v_{ij} = \operatorname{tr}(v)$  is the trace of  $v = (v_{ij})$ .

If an MTS 3-manifold  $M$  is oriented, then the *volume* 3-form on  $M$  is given, in a positively oriented local coordinate system  $\{x^i\} \in U \subset M$ , by<sup>14</sup>

$$d\mu = \sqrt{\det(g_{ij})} dx^1 \wedge dx^2 \wedge dx^3. \quad (15)$$

If  $\partial_s g_{ij} = v_{ij}$ , then

$$\partial_s d\mu = \frac{1}{2} V d\mu.$$

The evolution of the volume form  $d\mu$  under the Ricci flow  $g(t)$  on  $M$  is given by the exponential decay/growth relation with the scalar curvature  $R$  as the rate constant,

$$\partial_t d\mu = -R d\mu, \quad (16)$$

which gives an exponential decay for  $R > 0$  (elliptic geometry) and exponential growth for  $R < 0$  (hyperbolic geometry). The elementary volume evolution (16) implies the integral form of the exponential relation for the total MTS-volume

$$\operatorname{vol}(g) = \int_M d\mu,$$

in the form

$$\partial_t \operatorname{vol}(g(t)) = - \int_M R d\mu,$$

---

<sup>14</sup>Extension to higher-dimensional Riemannian manifolds is obvious [17]; also, for related volume forms on symplectic manifolds, see [18]

which again gives an exponential decay for elliptic  $R > 0$  and exponential growth for hyperbolic  $R < 0$ .

This is a crucial point for the tumor decay control: we need to keep the elliptic geometry of the MTS – by all possible means. And naturally – it will be so, because it started as a spherical shape with  $R > 0$ . We just need to keep the MTS in this shape and prevent any hyperbolic distortions of  $R < 0$ . Then, it will naturally have an exponential decay.

On the other hand, if we are not able to keep the positivity of the scalar curvature of the MTS, and thus prevent its expanding to infinity (‘deadly’ hyperbolic case), we can also consider the *normalized Ricci flow* of the MTS on its 3–manifold  $M$  (see Figure 2 as well as ref. [31]):

$$\partial_t \hat{g}_{ij} = -2\hat{R}_{ij} + \frac{2}{n} \hat{r} \hat{g}_{ij}, \quad (17)$$

where

$$\hat{r} = \text{vol}(\hat{g})^{-1} \int_M \hat{R} d\mu$$

is the average scalar curvature on  $M$ . We then have the MTS *volume conservation law*:

$$\partial_t \text{vol}(\hat{g}(t)) = 0.$$

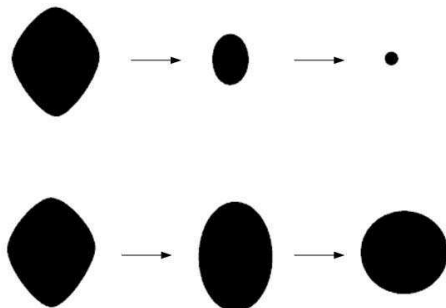


Figure 2: An example of Ricci flow normalization: unnormalized flow (up) and normalized flow (down).

To study the long–time existence of the normalized Ricci flow (17) on an MTS 3–manifold  $M$ , it is important to know what kind of curvature conditions are preserved under the equation. In general, the Ricci flow  $g(t)$  on  $M$  tends to preserve some kind of positivity of curvatures. For example, positive scalar curvature  $R$  is preserved both on  $M$  and on its boundary  $\partial M$ . This follows from applying the maximum principle to the evolution equation (11) for scalar curvature  $R$  both on  $M$  and on  $\partial M$ . Also, positive Ricci curvature is preserved under the Ricci flow on  $M$ . (This is a special feature of 3D and is related to

the fact that the Riemann curvature tensor may be recovered algebraically from the Ricci tensor and the metric in 3D [31].)

In particular, we have the following result (see [28]) for MTS-surfaces  $\partial M$ : Let  $\partial M$  be a closed MTS-surface. Then for any initial 2D metric  $g_0$  on  $\partial M$ , the solution to the normalized Ricci flow (17) on  $\partial M$  exists for all time. Moreover, (i) If the Euler characteristic of  $\partial M$  is non-positive, then the solution metric  $g(t)$  on  $\partial M$  converges to a constant curvature metric as  $t \rightarrow \infty$ ; and (ii) If the scalar curvature  $R$  of the initial metric  $g_0$  is positive, then the solution metric  $g(t)$  on  $\partial M$  converges to a positive constant curvature metric as  $t \rightarrow \infty$ . (For surfaces with non-positive Euler characteristic, the proof is based primarily on maximum principle estimates for the scalar curvature.)

In other words, the normalized Ricci flow of the MTS will make it completely round with a geometrical sphere shell – ideal for surgical removal. This is our second option for the MTS control. If we cannot force it to exponential decay, then we must try to normalize into a round spherical shell – which is suitable for surgical removal.

The negative flow of the total MTS-volume  $\text{vol}(g(t))$  is the *Einstein–Hilbert functional*, given by (see [43, 31, 25])

$$E(g) = \int_M R d\mu = -\partial_t \text{vol}(g(t)).$$

If we put  $\partial_s g_{ij} = v_{ij}$ , we have

$$\begin{aligned} \partial_s E(g) &= \int_M \left( -\Delta V + \text{div}(\text{div } v) - \langle v, \mathfrak{R}\mathfrak{c} \rangle + \frac{1}{2} R V \right) d\mu \\ &= \int_M \left\langle v, \frac{1}{2} R g_{ij} - R_{ij} \right\rangle d\mu, \end{aligned}$$

so the critical points of  $E(g)$  satisfy *Einstein's equation*

$$\frac{1}{2} R g_{ij} - R_{ij} = 0.$$

The gradient flow of  $E(g)$  on  $M$ , given by

$$\partial_t g_{ij} = 2(\nabla E(g))_{ij} = R g_{ij} - 2R_{ij},$$

is almost the Ricci flow (5). Thus, Einstein metrics are the fixed points of the Ricci flow  $g(t)$  on  $M$ .<sup>15</sup>

---

<sup>15</sup>In 3D manifolds, Einstein metrics are metrics with constant curvature. However, along the way, the deformation will encounter singularities. The major question, resolved by Perelman, was how to find a way to describe all possible singularities.

Let  $\Delta$  denote the Laplacian acting on functions on an MTS 3–manifold  $M$ , which is in local coordinates  $\{x^i\} \in U \subset M$  given by

$$\Delta = g^{ij} \nabla_i \nabla_j = g^{ij} \left( \partial_{ij} - \Gamma_{ij}^k \partial_k \right).$$

For any smooth function  $f$  on  $M$  we have [23, 32]

$$\begin{aligned} \Delta \nabla_i f &= \nabla_i \Delta f + R_{ij} \nabla_j f, & \text{and} \\ \Delta |\nabla f|^2 &= 2 |\nabla_i \nabla_j f|^2 + 2 R_{ij} \nabla_i f \nabla_j f + 2 \nabla_i f \nabla_i \Delta f. \end{aligned}$$

From this it follows that if we have

$$\begin{aligned} \mathfrak{Rc} &\geq 0, & \Delta f &\equiv 0, & |\nabla f| &\equiv 1, & \text{then} \\ \nabla \nabla f &\equiv 0 & \text{and} & \mathfrak{Rc}(\nabla f, \nabla f) &\equiv 0. \end{aligned}$$

Using  $\Delta$ , we can write the linear heat equation on  $M$  as

$$\partial_t u = \Delta u,$$

where  $u$  is the MTS–temperature. In particular, the Laplacian acting on functions with respect to  $g(t)$  will be denoted by  $\Delta_{g(t)}$ . If  $(M, g(t))$  is a solution to the Ricci flow equation (5), then we have

$$\partial_t \Delta_{g(t)} = 2 R_{ij} \nabla_i \nabla_j.$$

Now, the evolution equation (11) for the scalar curvature  $R$  under the Ricci flow (5) follows from (14). Using equation (27) from Appendix, we have:

$$\operatorname{div}(\mathfrak{Rc}) = \frac{1}{2} \nabla R, \quad \text{so that} \quad \operatorname{div}(\operatorname{div}(\mathfrak{Rc})) = \frac{1}{2} \Delta R,$$

showing again that the scalar curvature  $R$  satisfies a heat–type equation with a quadratic nonlinearity both on an MTS 3–manifold  $M$  and on its 2D boundary surface  $\partial M$ .

Next we will find the exact form of the evolution equation (10) for the Ricci tensor  $\mathfrak{Rc}$  under the Ricci flow  $g(t)$  given by (5) on an MTS 3–manifold  $M$ . (Note that in higher dimensions, the appropriate formula would involve the whole Riemann curvature tensor  $\mathfrak{Rm}$ .) In general, given a variation  $\partial_s g_{ij} = v_{ij}$ , from (13) we get

$$\partial_s R_{ij} = \frac{1}{2} (\Delta_L v_{ij} + \nabla_i \nabla_j V - \nabla_i (\operatorname{div} v)_j - \nabla_j (\operatorname{div} v)_i),$$

where  $\Delta_L$  denotes the so–called Lichnerowicz Laplacian (which depends on  $\mathfrak{Rm}$ ) (see [23, 32]). Since

$$\nabla_i \nabla_j R - \nabla_i (\operatorname{div}(\mathfrak{Rc}))_j - \nabla_j (\operatorname{div}(\mathfrak{Rc}))_i = 0,$$

by (27) (after some algebra) we get that under the Ricci flow (5) the evolution equation for the Ricci tensor  $\mathfrak{Rc}$  on  $M$  is

$$\partial_t R_{ij} = \Delta R_{ij} + 3R R_{ij} - 6R_{im} R_{jm} + (2|\mathfrak{Rc}|^2 - R^2) g_{ij}.$$

So, just as in case of the evolution (11) of the scalar curvature  $\partial_t R$  (both on  $M$  and on its boundary  $\partial M$ ), we get a heat-type evolution equation with a quadratic nonlinearity for  $\partial_t R_{ij}$ , which means that positive Ricci curvature ( $\mathfrak{Rc} > 0$ ) of elliptic MTS-geometry is preserved under the Ricci flow  $g(t)$  on  $M$ .

More generally, we have the following result for MTS 3-manifolds (see [23]): Let  $(M, g_0)$  be a compact Riemannian MTS 3-manifold with positive Ricci curvature  $\mathfrak{Rc}$ . Then there exists a unique solution to the normalized Ricci flow  $g(t)$  on  $M$  with  $g(0) = g_0$  for all time and the metrics  $g(t)$  converge exponentially fast to a constant positive sectional curvature metric  $g_\infty$  on  $M$ . In particular,  $M$  is diffeomorphic to a 3D sphere  $S^3$ . (As a consequence, such an MST 3-manifold  $M$  is necessarily diffeomorphic to a quotient of the 3-sphere by a finite group of isometries. It follows that given any homotopy 3-sphere, if one can show that it admits a metric with positive Ricci curvature, then the Poincaré Conjecture would follow [31].) In particular, compact and closed 3-manifolds which admit a non-singular solution can also be decomposed into geometric pieces [29].

### 2.3 Ricci breathers and solitons

Recall that *breathers* are solitonic structures given by localized periodic solutions of some nonlinear soliton PDEs, including the exactly solvable sine-Gordon equation<sup>16</sup> and the focusing nonlinear Schrödinger equation.<sup>17</sup>

<sup>16</sup>An exact solution  $u = u(x, t)$  of the (1+1)D sine-Gordon equation

$$\frac{\partial^2 u}{\partial t^2} = \frac{\partial^2 u}{\partial x^2} - \sin u,$$

is [37]

$$u = 4 \arctan \left( \frac{\sqrt{1-\omega^2} \cos(\omega t)}{\omega \cosh(\sqrt{1-\omega^2} x)} \right),$$

which, for  $\omega < 1$ , is periodic in time  $t$  and decays exponentially when moving away from  $x = 0$ .

<sup>17</sup>The focusing nonlinear Schrödinger equation is the dispersive complex-valued (1+1)D PDE [38],

$$i \frac{\partial u}{\partial t} + \frac{\partial^2 u}{\partial x^2} + |u|^2 u = 0, \quad (i = \sqrt{-1}, u = u(x, t))$$

with a breather solution of the form:

$$u = \left( \frac{2b^2 \cosh(\theta) + 2ib\sqrt{2-b^2} \sinh(\theta)}{2 \cosh(\theta) - \sqrt{2}\sqrt{2-b^2} \cos(abx)} - 1 \right) a \exp(ia^2 t) \quad \text{with} \quad \theta = a^2 b \sqrt{2-b^2} t,$$

which gives breathers periodic in space  $x$  and approaching the uniform value  $a$  when moving away from the focus time  $t = 0$ .

A metric  $g_{ij}(t)$  evolving by the Ricci flow  $g(t)$  given by (5) on an MTS 3–manifold  $M$  is called a *Ricci breather*, if for some  $t_1 < t_2$  and  $\alpha > 0$  the metrics  $\alpha g_{ij}(t_1)$  and  $g_{ij}(t_2)$  differ only by a diffeomorphism; the cases  $\alpha = 1, \alpha < 1, \alpha > 1$  correspond to steady, shrinking and expanding breathers, respectively. Trivial breathers on  $M$ , for which the metrics  $g_{ij}(t_1)$  and  $g_{ij}(t_2)$  differ only by diffeomorphism and scaling for each pair of  $t_1$  and  $t_2$ , are called *Ricci solitons*. Thus, if one considers Ricci flow as a dynamical system on the space of Riemannian metrics modulo diffeomorphism and scaling, then breathers and solitons correspond to periodic orbits and fixed points respectively. At each time the Ricci soliton metric satisfies on  $M$  an equation of the form [21]

$$R_{ij} + cg_{ij} + \nabla_i b_j + \nabla_j b_i = 0,$$

where  $c$  is a number and  $b_i$  is a one-form; in particular, when  $b_i = \frac{1}{2}\nabla_i a$  for some function  $a$  on  $M$ , we get a gradient Ricci soliton. An important example of a gradient shrinking soliton is the *Gaussian soliton*, for which the metric  $g_{ij}$  is just the Euclidean metric on  $\mathbb{R}^3$ ,  $c = 1$  and  $a = -|x|^2/2$ .

## 2.4 Heat equation and Ricci entropy

Given a  $C^2$  function  $u : M \rightarrow \mathbb{R}$  on a Riemannian MTS 3–manifold  $M$ , its Laplacian is defined in local coordinates  $\{x^i\} \in U \subset M$  to be

$$\Delta u = \text{tr}_g(\nabla^2 u) = g^{ij}\nabla_i\nabla_j u,$$

where  $\nabla_i$  is its associated covariant derivative (Levi–Civita connection, see Appendix). We say that a  $C^2$  function  $u : M \times [0, T) \rightarrow \mathbb{R}$ , where  $T \in (0, \infty]$ , is a solution to the heat equation on  $M$  if

$$\partial_t u = \Delta u. \tag{18}$$

One of the most important properties satisfied by the heat equation is the *maximum principle*, which says that for any smooth solution to the heat equation, whatever pointwise bounds hold at  $t = 0$  also hold for  $t > 0$  [31]. More precisely, we can state: Let  $u : M \times [0, T) \rightarrow \mathbb{R}$  be a  $C^2$  solution to the heat equation (18) on a complete Riemannian MTS 3–manifold  $M$ . If  $C_1 \leq u(x, 0) \leq C_2$  for all  $x \in M$ , for some constants  $C_1, C_2 \in \mathbb{R}$ , then  $C_1 \leq u(x, t) \leq C_2$  for all  $x \in M$  and  $t \in [0, T)$ . This property exhibits the smoothing behavior of the heat equation (18) on  $M$ .

Now, consider Perelman’s *entropy functional* [21] on an MTS 3–manifold  $M$

$$\mathcal{F} = \int_M (R + |\nabla f|^2)e^{-f} d\mu \tag{19}$$

for a Riemannian metric  $g_{ij}$  and a (temperature-like) scalar function  $f$  on a closed 3–manifold  $M$ , where  $d\mu$  is the volume 3–form (15). During the Ricci flow (5),  $\mathcal{F}$  evolves on



$M$  as

$$\partial_t \mathcal{F} = 2 \int |R_{ij} + \nabla_i \nabla_j f|^2 e^{-f} d\mu. \quad (20)$$

Now, define  $\lambda(g_{ij}) = \inf \mathcal{F}(g_{ij}, f)$ , where infimum is taken over all smooth  $f$ , satisfying

$$\int_M e^{-f} d\mu = 1. \quad (21)$$

$\lambda(g_{ij})$  is the lowest eigenvalue of the operator  $-4\Delta + R$ . Then the entropy evolution formula (20) implies that  $\lambda(g_{ij}(t))$  is nondecreasing in  $t$ , and moreover, if  $\lambda(t_1) = \lambda(t_2)$ , then for  $t \in [t_1, t_2]$  we have  $R_{ij} + \nabla_i \nabla_j f = 0$  for  $f$  which minimizes  $\mathcal{F}$  on  $M$  [21]. Thus a steady breather on  $M$  is necessarily a steady soliton.

If we define the conjugate *heat operator* on  $M$  as

$$\square^* = -\partial/\partial t - \Delta + R$$

then we have the *conjugate heat equation*<sup>18</sup> [21]

$$\square^* u = 0. \quad (23)$$

---

<sup>18</sup>In [21] Perelman stated a differential Li–Yau–Hamilton (LYH) type inequality [33] for the fundamental solution  $u = u(x, t)$  of the conjugate heat equation (23) on a closed  $n$ –manifold  $M$  evolving by the Ricci flow (5). Let  $p \in M$  and

$$u = (4\pi\tau)^{-\frac{n}{2}} e^{-f}$$

be the fundamental solution of the conjugate heat equation in  $M \times (0, T)$ ,

$$\square^* u = 0, \quad \text{or} \quad \partial_t u + \Delta u = Ru,$$

where  $\tau = T - t$  and  $R = R(\cdot, t)$  is the scalar curvature of  $M$  with respect to the metric  $g(t)$  with  $\lim_{t \nearrow T} u = \delta_p$  (in the distribution sense), where  $\delta_p$  is the delta–mass at  $p$ . Let

$$v = [\tau(2\Delta f - |\nabla f|^2 + R) + f - n]u,$$

where  $\tau = T - t$ . Then we have a differential LYH–type inequality

$$v(x, t) \leq 0 \quad \text{in} \quad M \times (0, T). \quad (22)$$

This result was used by Perelman to give a proof of the *pseudolocality theorem* [21] which roughly said that almost Euclidean regions of large curvature in closed manifold with metric evolving by Ricci flow  $g(t)$  given by (5) remain localized.

In particular, let  $(M, g(t))$ ,  $0 \leq t \leq T$ ,  $\partial M \neq \emptyset$ , be a compact 3–manifold (like MTS) with metric  $g(t)$  evolving by the Ricci flow  $g(t)$  given by (5) such that the second fundamental form of the surface  $\partial M$  with respect to the unit outward normal  $\partial/\partial\nu$  of  $\partial M$  is uniformly bounded below on  $\partial M \times [0, T]$ . A global Li–Yau gradient estimate [34] for the solution of the generalized conjugate heat equation was proved in [33] (using a variation of the method of P. Li and S.T. Yau, [34]) on such a manifold with Neumann boundary condition.

The entropy functional (19) is nondecreasing under the following coupled *Ricci-heat flow* on  $M$  [36]

$$\begin{aligned}\partial_t g_{ij} &= -2R_{ij}, \\ \partial_t u &= -\Delta u - \frac{|\nabla u|^2}{u} + \frac{R}{2}u,\end{aligned}\tag{24}$$

where the modified conjugate heat equation (24) ensures

$$\int_M u^2 d\mu = 1$$

to be preserved by the Ricci flow  $g(t)$  on  $M$ . If we define  $u = e^{-\frac{f}{2}}$ , then (24) is equivalent to  $f$ -evolution equation on  $M$ ,

$$\partial_t f = -\Delta f + |\nabla f|^2 - R,$$

which instead preserves (21).

## 2.5 Thermodynamic analogy

Perelman's functional  $\mathcal{F}$  is analogous to negative entropy [21]. Recall that thermodynamic *partition function* for a generic canonical ensemble at temperature  $\beta^{-1}$  is given by

$$Z = \int e^{-\beta E} d\omega(E),\tag{25}$$

where  $\omega(E)$  is a 'density measure', which does not depend on  $\beta$ . From it, the *average energy* is given by

$$\langle E \rangle = -\partial_\beta \ln Z,$$

the *entropy* is

$$S = \beta \langle E \rangle + \ln Z,$$

and the *fluctuation* is

$$\sigma = \langle (E - \langle E \rangle)^2 \rangle = \partial_{\beta^2} \ln Z.$$

If we now fix a closed MTS 3-manifold  $M$  with a probability measure  $m$  and a metric  $g_{ij}(\tau)$  that depends on the temperature  $\tau$ , then according to equation

$$\partial_\tau g_{ij} = 2(R_{ij} + \nabla_i \nabla_j f),$$

the partition function (25) is given by

$$\ln Z = \int \left(-f + \frac{n}{2}\right) dm.\tag{26}$$

From (26) we get (see [21])

$$\begin{aligned}\langle E \rangle &= -\tau^2 \int_M (R + |\nabla f|^2 - \frac{n}{2\tau}) dm, \\ S &= - \int_M (\tau(R + |\nabla f|^2) + f - n) dm, \\ \sigma &= 2\tau^4 \int_M |R_{ij} + \nabla_i \nabla_j f - \frac{1}{2\tau} g_{ij}|^2 dm,\end{aligned}$$

where

$$dm = u dV, \quad u = (4\pi\tau)^{-\frac{n}{2}} e^{-f}.$$

From the above formulas, we see that the MTS-fluctuation  $\sigma$  is nonnegative; it vanishes only on a gradient shrinking soliton.  $\langle E \rangle$  is nonnegative as well, whenever the flow exists for all sufficiently small  $\tau > 0$ . Furthermore, if the MTS-heat function  $u$ : (a) tends to a  $\delta$ -function as  $\tau \rightarrow 0$ , or (b) is a limit of a sequence of partial heat functions  $u_i$ , such that each  $u_i$  tends to a  $\delta$ -function as  $\tau \rightarrow \tau_i > 0$ , and  $\tau_i \rightarrow 0$ , then the MTS-entropy  $S$  is also nonnegative. In case (a), all the quantities  $\langle E \rangle, S, \sigma$  tend to zero as  $\tau \rightarrow 0$ , while in case (b), which may be interesting if  $g_{ij}(\tau)$  becomes singular at  $\tau = 0$ , the MTS-entropy  $S$  may tend to a positive limit.

### 3 Monoclonal antibodies for MTS-decay control

To keep the MTS within the elliptic geometry with the positive scalar curvature,  $R > 0$ , which would enable the exponential decay of its volume, we need the help from the local immune system.

Recall that monoclonal antibodies (mAb) are monospecific antibodies that are identical because they are produced by one type of immune cell that are all clones of a single parent cell. Given (almost) any substance, it is possible to create monoclonal antibodies that specifically bind to that substance; they can then serve to detect or purify that substance [39].

The idea of a ‘magic bullet’ was first proposed by Paul Ehrlich (Nobel Prize in Physiology or Medicine in 1908), who a century ago postulated that if a compound could be made that selectively targeted a disease-causing organism, then a toxin for that organism could be delivered along with the agent of selectivity.

The invention of monoclonal antibodies is generally accredited to Georges Kohler, Csar Milstein, and Niels Kaj Jerne in 1975 [40], who shared the Nobel Prize in Physiology or Medicine in 1984 for the discovery. The key idea was to use a line of myeloma cells that had lost their ability to secrete antibodies, come up with a technique to fuse these cells with healthy antibody producing B-cells, and be able to select for the successfully fused cells.

Human monoclonal antibodies are produced using transgenic mice or phage display libraries. Human monoclonal antibodies are produced by transferring human immunoglobulin genes into the murine genome, after which the transgenic mouse is vaccinated against the desired antigen, leading to the production of monoclonal antibodies. Phage display libraries allow the transformation of murine antibodies in vitro into fully human antibodies.

Antibody-directed enzyme prodrug therapy (ADEPT) involves the application of cancer associated monoclonal antibodies which are linked to a drug-activating enzyme. Subsequent systemic administration of a non-toxic agent results in its conversion to a toxic drug, and resulting in a cytotoxic effect which can be targeted at malignant cells. The clinical success of ADEPT treatments has been limited to date [41]. However it holds great promise, and recent reports suggest that it will have a role in future oncological treatment [42].

## 4 Appendix: Riemann and Ricci curvatures on a smooth $n$ -manifold

Recall that proper differentiation of vector and tensor fields on a smooth Riemannian  $n$ -manifold is performed using the *Levi-Civita covariant derivative* (see, e.g., [2, 17]). Formally, let  $M$  be a Riemannian  $n$ -manifold with the tangent bundle  $TM$  and a local coordinate system  $\{x^i\}_{i=1}^n$  defined in an open set  $U \subset M$ . The covariant derivative operator,  $\nabla_X : C^\infty(TM) \rightarrow C^\infty(TM)$ , is the unique linear map such that for any vector fields  $X, Y, Z$ , constant  $c$ , and function  $f$  the following properties are valid:

$$\begin{aligned}\nabla_{X+cY} &= \nabla_X + c\nabla_Y, \\ \nabla_X(Y + fZ) &= \nabla_X Y + (Xf)Z + f\nabla_X Z, \\ \nabla_X Y - \nabla_Y X &= [X, Y],\end{aligned}$$

where  $[X, Y]$  is the Lie bracket of  $X$  and  $Y$  (see, e.g., [18]). In local coordinates, the metric  $g$  is defined for any orthonormal basis  $(\partial_i = \partial_{x^i})$  in  $U \subset M$  by

$$g_{ij} = g(\partial_i, \partial_j) = \delta_{ij}, \quad \partial_k g_{ij} = 0.$$

Then the affine *Levi-Civita connection* is defined on  $M$  by

$$\nabla_{\partial_i} \partial_j = \Gamma_{ij}^k \partial_k, \quad \text{where}$$

$$\Gamma_{ij}^k = \frac{1}{2} g^{kl} (\partial_i g_{jl} + \partial_j g_{il} - \partial_l g_{ij})$$

are the (second-order) *Christoffel symbols*.

Now, using the covariant derivative operator  $\nabla_X$  we can define the *Riemann curvature*  $(3, 1)$ -tensor  $\mathfrak{Rm}$  by (see, e.g., [2, 17])

$$\mathfrak{Rm}(X, Y)Z = \nabla_X \nabla_Y Z - \nabla_Y \nabla_X Z - \nabla_{[X, Y]}Z.$$

$\mathfrak{Rm}$  measures the curvature of the manifold by expressing how noncommutative covariant differentiation is. The  $(3, 1)$ -components  $R_{ijk}^l$  of  $\mathfrak{Rm}$  are defined in  $U \subset M$  by

$$\begin{aligned} \mathfrak{Rm}(\partial_i, \partial_j)\partial_k &= R_{ijk}^l \partial_l, \quad \text{which expands as [43],} \\ R_{ijk}^l &= \partial_i \Gamma_{jk}^l - \partial_j \Gamma_{ik}^l + \Gamma_{jk}^m \Gamma_{im}^l - \Gamma_{ik}^m \Gamma_{jm}^l. \end{aligned}$$

Also, the Riemann  $(4, 0)$ -tensor  $R_{ijkl} = g_{lm} R_{ijk}^m$  is defined as the  $g$ -based inner product on  $M$ ,

$$R_{ijkl} = \langle \mathfrak{Rm}(\partial_i, \partial_j)\partial_k, \partial_l \rangle.$$

The first and second Bianchi identities for the Riemann  $(4, 0)$ -tensor  $R_{ijkl}$  hold,

$$\begin{aligned} R_{ijkl} + R_{jkil} + R_{kijl} &= 0, \\ \nabla_i R_{jklm} + \nabla_j R_{kilm} + \nabla_k R_{ijlm} &= 0, \end{aligned}$$

while the twice contracted second Bianchi identity reads

$$2\nabla_j R_{ij} = \nabla_i R. \quad (27)$$

The  $(0, 2)$  *Ricci tensor*  $\mathfrak{Rc}$  is the trace of the Riemann  $(3, 1)$ -tensor  $\mathfrak{Rm}$ ,

$$\mathfrak{Rc}(Y, Z) + \text{tr}(X \rightarrow \mathfrak{Rm}(X, Y)Z),$$

so that

$$\mathfrak{Rc}(X, Y) = g(\mathfrak{Rm}(\partial_i, X)\partial_i, Y),$$

Its components  $R_{jk} = \mathfrak{Rc}(\partial_j, \partial_k)$  are given in  $U \subset M$  by the contraction (see e.g., [43])

$$\begin{aligned} R_{jk} &= R_{ijk}^i, \quad \text{or, in terms of Christoffel symbols,} \\ R_{jk} &= \partial_i \Gamma_{jk}^i - \partial_k \Gamma_{ji}^i + \Gamma_{mi}^i \Gamma_{jk}^m - \Gamma_{mk}^i \Gamma_{ji}^m. \end{aligned}$$

Being a symmetric second-order tensor,  $\mathfrak{Rc}$  has  $\binom{n+1}{2}$  independent components on an  $n$ -manifold  $M$ . In particular, on a 3-manifold, it has 6 components, and on a 2D surface it has only the following 3 components:

$$R_{11} = g^{22} R_{2112}, \quad R_{12} = g^{12} R_{2121}, \quad R_{22} = g^{11} R_{1221},$$

which are all proportional to the corresponding coordinates of the metric tensor,

$$\frac{R_{11}}{g_{11}} = \frac{R_{12}}{g_{12}} = \frac{R_{22}}{g_{22}} = -\frac{R_{1212}}{\det(g)}. \quad (28)$$

Finally, the scalar curvature  $R$  is the trace of the Ricci tensor  $\mathfrak{Rc}$ , given in  $U \subset M$  by

$$R = g^{ij} R_{ij}.$$

## References

- [1] R.A. Gatenby, P.K. Maini, Mathematical oncology: Cancer summed up. *Nature*, **421**, 321, (2003).
- [2] V. Ivancevic, T. Ivancevic, Geometrical Dynamics of Complex Systems. Springer, Dordrecht, (2006).
- [3] T. Roose, S.J. Chapman, P.K. Maini, Mathematical Models of Avascular Tumor Growth. *SIAM Rev.* **49**(2), 179–208, (2007).
- [4] L.A. Kunz-Schughart, Multicellular tumor spheroids: intermediates between monolayer culture and in vivo tumor, *Cell Biol. Int.* **23**(3), 157-61, (1999).
- [5] R.M. Sutherland, Cell and environment interactions in tumor microregions: The multicell spheroid model, *Science*, **240**, 177–184, (1988).
- [6] S. Walenta, J. Doetsch, W. Mueller–Klieser, L.A. Kunz–Schughart, Metabolic Imaging in Multicellular Spheroids of Oncogene-transfected Fibroblasts, *J. Histochem. Cytochem.* **48**, 509-522, (2000).
- [7] S. Walenta, J. Doetsch, W. Mueller–Klieser, ATP concentrations in multicellular spheroids assessed by single photon imaging and quantitative bioluminescence. *Eur. J. Cell. Biol.* **52**, 389-393, (1990).
- [8] L. Preziosi, Cancer Modeling and Simulation. CRC Press, (2003).
- [9] G. Hu, Dongqing Li, Three-dimensional modeling of transport of nutrients for multicellular tumor spheroid culture in a microchanne, *Biomed. Microdev.* **9**(3), 315-323, (2007).
- [10] S. Khoshyomn, P.L. Penar, W.J. McBride, D.J. Taatjes, Four-dimensional analysis of human brain tumor spheroid invasion into fetal rat brain aggregates using confocal scanning laser microscopy, *J. Neuro-Oncol.*, **38**(1), 1-10, (1998).
- [11] K. Jeong, Fourier-domain holographic optical coherence imaging of tumor spheroids and mouse eye, *Appl. Opt.* **44**, 1798-1806, (2005).
- [12] T. Ivancevic, L. Jain, J. Pattison, A. Hariz, Nonlinear Dynamics and Chaos Methods in Neurodynamics and Complex Data Analysis. *Nonl. Dyn.* (Springer) (to appear)
- [13] V. Ivancevic, T. Ivancevic, High–Dimensional Chaotic and Attractor Systems. Springer, Berlin, (2006).

- [14] D. Mackenzie, Perelman Declines Math's Top Prize; Three Others Honored in Madrid, *Science* 313, 1027, (2006).
- [15] S.T. Yau, Structure of Three-Manifolds - Poincaré and geometrization conjectures. talk given at the Morningside Center of Mathematics on June 20, (2006).
- [16] V. Ivancevic, T. Ivancevic, *Complex Dynamics: Advanced System Dynamics in Complex Variables*. Springer, Dordrecht, (2007)
- [17] Ivancevic, V., Ivancevic, T.: *Applied Differential Geometry: A Modern Introduction*. World Scientific, Singapore, (2007)
- [18] V. Ivancevic, Symplectic Rotational Geometry in Human Biomechanics, *SIAM Rev.* **46**(3), 455–474, (2004)
- [19] S. Hawking, R. Penrose, *The Nature of Space and Time*, Princeton Univ. Press, 1996.
- [20] R. Penrose, Singularities and Time-Asymmetry, in *General Relativity: An Einstein Centenary Survey*, (ed. S. Hawking, W. Israel), 581-638, Cambridge Univ. Press, (1979).
- [21] G. Perelman, The entropy formula for the Ricci flow and its geometric applications, arXiv:math.DG/0211159
- [22] G. Perelman, Ricci flow with surgery on three-manifolds, arXiv:math.DG/0303109
- [23] R.S. Hamilton, Three-manifolds with positive Ricci curvature, *J. Diff. Geom.* **17**, 255-306, (1982)
- [24] J. Milnor, Towards the Poincaré Conjecture and the Classification of 3-Manifolds, *Not. Am. Math. Soc.* **50**(10), 1226-1233, (2003)
- [25] M.T. Anderson, Geometrization of 3-manifolds via the Ricci flow, *Not. Am. Math. Soc.* **51**(2), 184-193, (2004)
- [26] R.S. Hamilton, Four-manifolds with positive curvature operator, *J. Dif. Geom.* **24** (1986) 153-179.
- [27] R.S. Hamilton, The Harnack estimate for the Ricci flow, *J. Dif. Geom.* **37** (1993) 225-243.
- [28] R.S. Hamilton, The Ricci flow on surfaces, *Cont. Math.* **71** (1988), 237-261.
- [29] R.S. Hamilton, Non-singular solutions of the Ricci flow on three-manifolds, *Comm. Anal. Geom.*, **7**(4), 695-729, 1999.

- [30] W. Thurston, Three-dimensional manifolds, Kleinian groups and hyperbolic geometry, *Bull. Amer. Math. Soc.* **6** (1982) 357-381.
- [31] H.D., Cao, B. Chow, Recent developments on the Ricci flow, *Bull. Amer. Math. Soc.* **36** 59-74, 1999.
- [32] Chow, B., Knopf, D. *The Ricci flow: An introduction*, Mathematical Surveys and Monographs, AMS, Providence, RI, 2004.
- [33] S.Y. Hsu, Some results for the Perelman LYH-type inequality, arXiv:math.DG/0801.3506
- [34] P. Li, S.T. Yau, On the parabolic kernel of the Schrödinger operator. *Acta Math.* **156**, 1986, 153–201.
- [35] R. Ye, The log entropy functional along the Ricci flow. arXiv:math.DG/0708.2008v3
- [36] J. Li, First variation of the Log Entropy functional along the Ricci flow, arXiv:math.DG/0712.0832
- [37] M.J. Ablowitz, D.J. Kaup, A.C. Newell, H. Segur, Method for solving the sine-Gordon equation. *Phys. Rev. Let.* **30**, 1262–1264, (1973).
- [38] N.N. Akhmediev, V.M. Eleonskii, N.E. Kulagin, First-order exact solutions of the nonlinear Schrödinger equation. *Th. Math. Physics* **72**, 809–818, (1987).
- [39] Wikipedia, the free encyclopedia, 2008.
- [40] Kohler G, Milstein C., Continuous cultures of fused cells secreting antibody of pre-defined specificity. *Nature*, 256, 495, (1975).
- [41] Francis RJ, Sharma SK, Springer C, et al. A phase I trial of antibody directed enzyme prodrug therapy (ADEPT) in patients with advanced colorectal carcinoma or other CEA producing tumours. *Br J Cancer* 2002; 87: 600-607.
- [42] Carter P, Improving the efficacy of antibody-based cancer therapies. *Nat. Rev. Cancer*, 1, 118-129, (2001).
- [43] C. Misner, K. Thorne, J.A. Wheeler, *Gravitation*, W.H. Freeman and Company, (1973).