

Longitudinal magnetic field increases critical current in superconducting strip

Ernst Helmut Brandt¹ and Grigorii Mikitik^{1,2}

¹Max-Planck-Institut für Metallforschung, D-70506 Stuttgart, Germany

²B. Verkin Institute for Low Temperature Physics and Engineering, Ukrainian Academy of Sciences, Kharkov 61103, Ukraine

E-mail: ehb@mf.mpg.de

Abstract. The critical state of the vortex lattice in a thin strip is considered for the case when first a perpendicular magnetic field is applied, then a longitudinal field, and then again the perpendicular field is increased. This longitudinal field can strongly enhance the critical currents in the strip since the vortices are inclined and the currents flow in the strip plane.

1. Introduction

In the usual Bean critical states of type-II superconductors the critical currents circulate at a right angle to the local magnetic induction. Such states usually occur when the shape of the superconductor is sufficiently symmetric and the external magnetic field \mathbf{H}_a is applied along a symmetry axis, so that the direction of the currents is dictated by the symmetry of the problem. However, in real samples of nonsymmetric shape, or when the applied magnetic field changes not only in amplitude but also in its direction, adjacent flux lines may be slightly rotated relative to each other in the critical state. This rotation generates a component of the current *along* the local magnetic field, j_{\parallel} , and hence the magnetic fields and currents are not perpendicular to each other. The theory of such critical states was developed in Refs. [1, 2] under the assumption that j_{\parallel} does not exceed a critical value, such that flux-line cutting does not occur in the sample. As an example of such unusual critical states, in Refs. [2] we considered a thin infinitely long strip in the perpendicular magnetic field H_z^0 , with this field tilting towards the axis of the strip. In this paper we shall consider the same example but we assume now that after the tilt, the perpendicular magnetic field begins to increase again. We shall show that in this case critical states with currents by far exceeding the usual critical value are generated in the sample. Note that this critical state problem is similar to the situations investigated in Refs. [3, 4]. But in those experiments an initial perpendicular magnetic field H_z^0 was not applied, and this led to flux-line cutting.

2. Results

Consider a thin strip that fills the space $|x| \leq w$, $|y| < \infty$, $|z| \leq d/2$ with $w \gg d, \lambda$ where λ is the London penetration depth. Let the magnetic field H_{az}^0 be first applied to the strip, and then the field H_{ay} is switched on. The critical current density $j_{c\perp}$ is assumed to be independent of the magnetic induction B , and we also imply that H_{az}^0 and H_{ay} considerably exceed $J_c = j_{c\perp} d$ and the lower critical field B_{c1} (thus, $B = \mu_0 H$). On applying H_{ay} , we arrive at the critical states that

were investigated in Ref. [2]. In particular, the sheet-current profiles $J_y(x, H_{az}^0, H_{ay}) \equiv J_0(x)$ take the form shown in Fig. 1. Below we imply that these $J_0(x)$ are known. The sheet currents J_0 are less than J_c in the obtained critical states since in these states the current distribution has a complicated structure: the local currents $\mathbf{j}(x, z)$ flow at an angle to the strip axis, and moreover, their direction varies across the thickness of the sample.

Let at some moment of time $t = t_0$ the field H_{az} begin to increase again ($H_{az} \geq H_{az}^0$). Then, the increased field H_{az} penetrates into the sample, and new critical states develop in the strip. The penetration of H_{az} is similar to that analyzed in Ref. [5], but now this process occurs in a strip in which a *nonuniform* distribution of the sheet current $J_0(x)$ and of the magnetic field $H_z(x)$ generated by this current plus the applied H_{az}^0 existed at $t \leq t_0$. We find the exact solution of the critical state equations that describe this penetration process. Our solution generalizes that of Ref. [5]. At $H_{az} \geq H_{az}^0$ the profiles of the sheet current take the form, Fig. 2:

$$\begin{aligned} J(x) &= J_c(H_{az}), & b \leq x \leq w, \\ J(x) &= \frac{2J_c(H_{az})}{\pi} \arctan \left[\frac{x \sqrt{w^2 - b^2}}{w \sqrt{b^2 - x^2}} \right] + J_0(x) \\ &\quad - \frac{2x\sqrt{b^2 - x^2}}{\pi} \int_b^w \frac{J_0(u) du}{\sqrt{(u^2 - b^2)}(u^2 - x^2)}, \quad 0 \leq x \leq b, \end{aligned} \quad (1)$$

where $J_c(H_{az}) = J_c / \cos \theta$, $\cos \theta = H_{az} / \sqrt{H_{az}^2 + H_{ay}^2}$, and b , the position of the penetrating flux front, is obtained from the implicit equation

$$\pi(H_{az} - H_{az}^0) = J_c(H_{az}) \ln \left[\frac{w + \sqrt{w^2 - b^2}}{b} \right] - \int_b^w \frac{J_0(u) du}{\sqrt{(u^2 - b^2)}}. \quad (2)$$

At $H_{az}^0 = H_{ay} = J_0(x) = 0$ equations (1) and (2) reproduce the solution of Ref. [5].

The data of Fig. 2 show that the sheet current $J(x)$ sharply increases with increasing H_{az} and reaches the value $J_c(H_{az}) = J_c / \cos \theta$, which can highly exceed J_c . Knowing the sheet current $J(x)$, one can calculate the magnetic moment per unit length of the strip, Fig. 3,

$$M_z(H_{az}) = -2 \int_0^w x J(x) dx, \quad (3)$$

and the profiles $H_z(x)$ for different H_{az} using the Biot - Savart law, Fig. 4. Figure 3 also shows $J_c(H_{az})$, which slightly decreases with increasing H_{az} due to the decreasing tilt angle θ .

Using the obtained solution and the ideas of Refs. [6], we also find the distribution of the currents across the thickness of the strip. In the edge region $b \leq x \leq w$ one has $\varphi(x, z) = \pi/2$ where the angle $\varphi(x, z)$ defines the direction of the local current at a point (x, z) , $\mathbf{j}(x, z) = j_c(\cos \varphi, \sin \varphi, 0)$. Here $j_c = j_{c\perp} / [1 - \sin^2 \varphi \sin^2 \theta]^{1/2}$ is the magnitude of the critical current density [2]. This magnitude exceeds $j_{c\perp}$ since the current is not perpendicular to the local magnetic field. At $\varphi = \pi/2$ this formula gives $j_c(\theta) = j_{c\perp} / \cos \theta$, and we arrive at the relation $J_c(H_{az}) = dj_c(\theta)$. In the inner region $0 \leq x \leq b$ the distribution $\varphi(x, z)$ is determined by formulas (45), (46) of Ref. [2], i.e.,

$$\cot \varphi(x, z) = -\frac{z \cos \theta}{a(x)}, \quad (4)$$

where the length $a(x)$ is found from the equation

$$\frac{J(x)}{J_c} \cos \theta = \frac{2a}{d} \ln \left(\frac{d}{2a} + \sqrt{1 + \frac{d^2}{4a^2}} \right) = \frac{2a}{d} \operatorname{arsinh} \frac{d}{2a}. \quad (5)$$

Note that in this region of the strip the local currents $\mathbf{j}(x, z)$ flow at different angles to the y axis for different z , and so $J(x) \neq dj_c(\theta)$, see Fig. 5 and [7, 8].

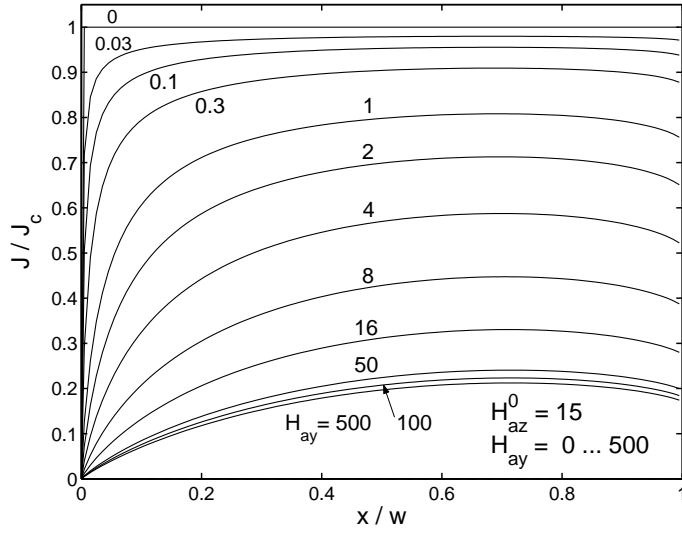


Figure 1. Sheet current $J_0(x) \equiv |J_y(x)|$ in a strip to which first a large perpendicular magnetic field $H_{az} = 15$ is applied and then an increasing longitudinal field H_{ay} , which leads to a decrease of the current. The aspect ratio of the strip is $2w/d = 20$. The sheet currents and magnetic fields are in units of $J_c = j_{c\perp}d$.

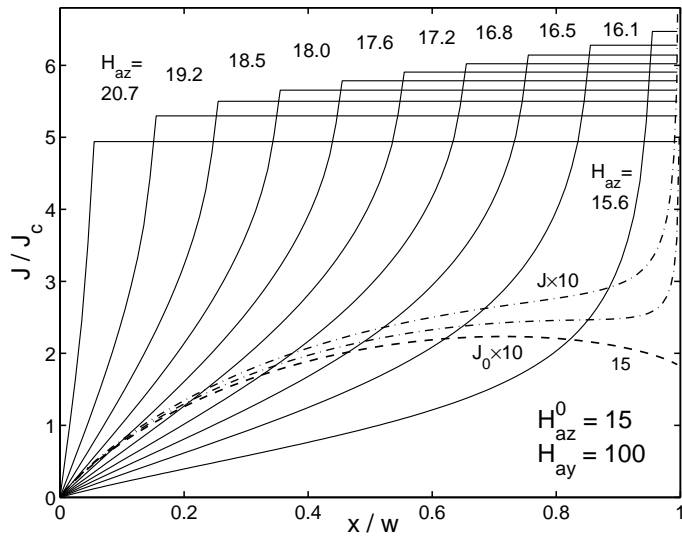


Figure 2. Sheet current $J(x) \equiv |J_y(x)|$ in a strip as in Fig. 1. First a large perpendicular magnetic field $H_{az}^0 = 15$ is applied, then a longitudinal field $H_{ay} = 100$, and then H_{az} is increased again. This leads to the penetration of a large sheet current $J = J_c / \cos \theta \approx 6J_c$. Shown are the penetration depths $b/w = 0.95, 0.85, 0.75, \dots, 0.15, 0.05$. The penetration is complete when $H_{az} \approx 21$ (units J_c). The dashed line shows the much smaller initial current $J_0(x)$, the curve $H_{ay} = 100$ in Fig. 1. The dash-dotted lines show $J(x)$ at fields very close to H_{az}^0 .

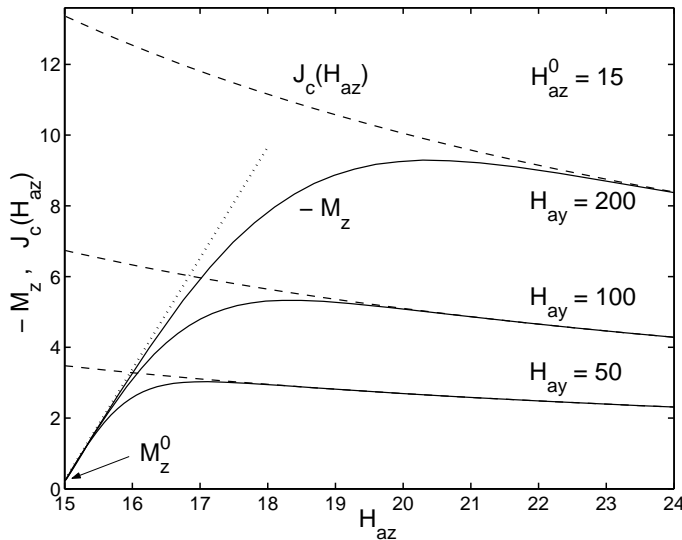


Figure 3. The magnetic moment M_z (solid lines, units $J_c w^2$) and the critical current $J_c(H_{az})$ (dashed lines, units J_c) for the strip of Fig. 2 with $H_{az}^0 = 15$, now for three values $H_{ay} = 50, 100, \text{ and } 200$, plotted versus the increasing H_{az} . At $H_{az} = H_{az}^0$ one has a small initial M_z^0 from J_c^0 , then $-M_z$ increases with the ideal-screening initial slope $-\partial M_z / \partial H_{az} = \pi w^2$ (dotted line) and reaches a high maximum due to the penetrating large $J_c(H_{az})$. After full penetration, $J_c(H_{az})$ and $M_z(H_{az})$ coincide in these units.

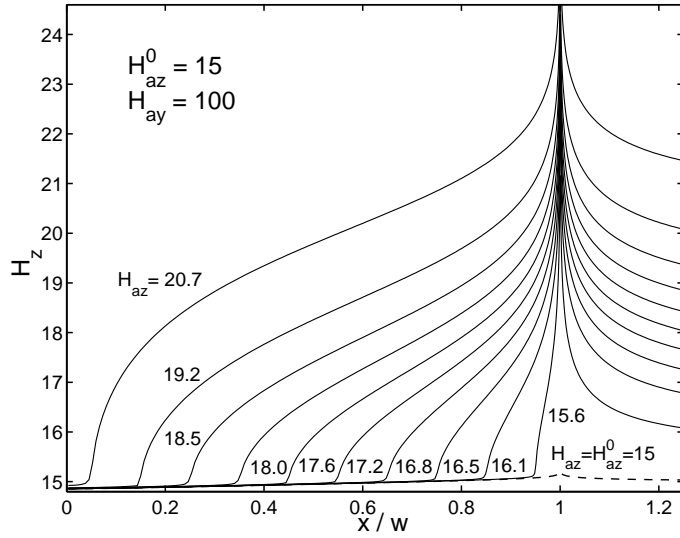


Figure 4. The magnetic field H_z caused by the sheet current $J(x)$ of Fig. 2 and by H_{az} when H_{az} is increased, for same penetration depths $b/w = 0.95, 0.85, \dots, 0.15, 0.05$ as in Fig. 2. In the central part of the strip H_z initially remains frozen at the initial profile $H_z^0(x) \approx H_{az}^0$ (dashed line).

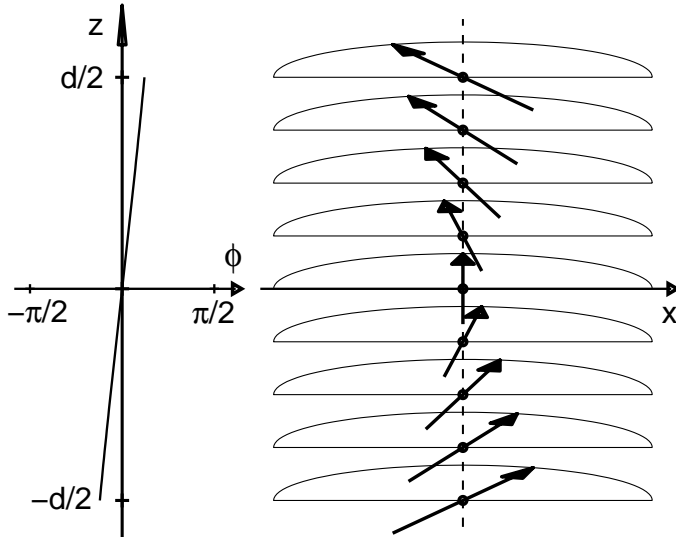


Figure 5. The direction of the local current density $\mathbf{j}(x, z)$ that flows in the strip plane at various heights z in the central part $|x| \leq b$ of the strip. The angle $\phi = \varphi - \pi/2$ between $\mathbf{j}(x, z)$ and the strip axis (y axis) is shown at the left for this example.

Acknowledgments

This work was supported by the German Israeli Research Grant (GIF) No G-901-232.7/2005.

References

- [1] Mikitik G.P. and Brandt E.H. 2005 *Phys. Rev. B* **71** 012510
- [2] Brandt E H and Mikitik G P 2007 *Phys. Rev. B* **76** 064526
- [3] Indenbom M V, Forkl A, Ludescher B, Kronmüller H, Habermeier H-U, Leibold B, D'Anna G, Li T W, Kes P H, and Menovsky A A 1994 *Physica C* **226** 325
- [4] Indenbom M V, van der Beek C J, Berseth V, Benoit W, D'Anna G, Erb A, Walker E, and Flükiger R 1997 *Nature* **385** 702
- [5] Brandt E H and Indenbom M V 1993 *Phys. Rev. B* **48** 12893
- [6] Mikitik G P and Brandt E H 2000 *Phys. Rev. B* **62** 6800
- [7] Mikitik G P and Brandt E H 2003 *Phys. Rev. B* **67** 104511
- [8] Mikitik G P and Brandt E H 2004 *Phys. Rev. B* **69** 134521