

# Intrinsic Cavity QED and Emergent Quasi-Normal Modes for Single Photon

H. Dong<sup>1</sup>, Z. R. Gong<sup>1</sup>, H. Ian<sup>1</sup>, Lan Zhou<sup>2,3</sup>, and C. P. Sun<sup>1</sup>

<sup>1</sup>*Institute of Theoretical Physics, Chinese Academy of Sciences, Beijing, 100080, China*

<sup>2</sup>*Frontier Research System, The Institute of Physical and Chemical Research (RIKEN), Wako-shi 351-0198, Japan and*

<sup>3</sup>*Department of Physics, Hunan Normal University, Changsha 410081, China*

We propose a special cavity design that is constructed by terminating a one-dimensional waveguide with a perfect mirror at one end and doping a two-level atom at the other. We show that this atom plays the intrinsic role of a semi-transparent mirror for single photon transports such that quasi-normal modes (QNM's) emerge spontaneously in the cavity system. This atomic mirror has its reflection coefficient tunable through its level spacing and its coupling to the cavity field, for which the cavity system can be regarded as a two-end resonator with a continuously tunable leakage. The overall investigation predicts the existence of quasi-bound states in the waveguide continuum. Solid state implementations based on a dc-SQUID circuit and a defected line resonator embedded in a photonic crystal are illustrated to show the experimental accessibility of the generic model.

PACS numbers: 42.50.Pq, 42.55.Tv, 42.50.-p, 03.65.-w

*Introduction*—Cavity quantum electromagnetic (QED) [1] essentially reveals the quantum nature of light photon confined in an extremely small spatial volume, such that there exists a strong coupling between atom and electromagnetic(EM) field. The atomic spontaneous emission within a micro-cavity can be enhanced or suppressed. The very property reflects the coherent manipulation of atom - EM field interactions through the boundary condition of cavity. When the cavity boundary is leaky, the set of quasi-normal modes (QNM's), which is introduced in the study of the scattering of gravitational waves by a Schwarzschild black hole [2], appears as a discrete spectrum with complex value. Its imaginary part represents the width of the resonant spectrum line [3, 4].

In a usual experimental setup, the cavity is bounded by two reflective mirrors, which are obviously the external objects independent of the atom inside. In this letter, we consider an alternative cavity approach by localizing an atom at a position inside a one-dimensional (1D) half-resonator waveguide. The cavity is bounded by the termination of the waveguide at one end and the localized atom at the other. Unlike a few two- or three-dimensional half-cavity setups [5, 6], the characteristic intrinsity of this two-end cavity design arises naturally, in which the atom provides a tunable boundary condition for the cavity EM field, controllable through the parameters of the atom. When the atom resonates with the cavity field, the interference effect between its emission and absorption of photons tunes the boundary to totally reflect the incident EM wave. Hence the atom serves as a perfect mirror and the normal mode emerges. Near resonance, the atom behaves like a semi-transparent mirror, resulting in a leaky cavity and the emergence of QNM's. In either case, there exists a strong back-action from the emerging cavity field on the atom whose spontaneous emission is thus evidently influenced.

The theoretical considerations above inspire us to design a quantum coherent device, which has the atom re-

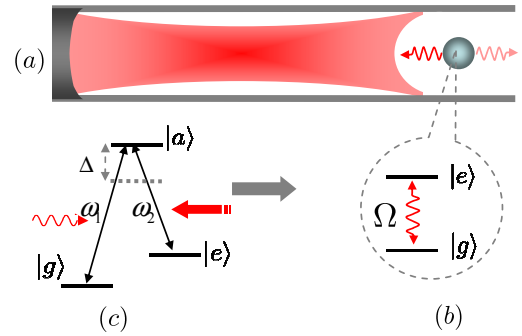


FIG. 1: (*Color online*) Schematic of the intrinsic cavity. Half-waveguide(a) with a two-level atom as a tunable mirror(b); To implement the steady two-level atom, we use the stimulated Raman process based on a  $\Lambda$ -type atom(c) behaves as a two-level atom in large detuning to overcome the high-level decay.

sponsible for a quantum switch [7] and stores a single photon as the QNM's or the normal modes of the tunable cavity. The recently proposed single photon transistor [8] was designed upon a similar footing by utilizing the surface plasmon excitation confined in an infinite waveguide but without any mirror [9].

We further explore two alternative implementations of more laboratory accessibility of the original design, one of which uses a superconductive transmission line resonator and the other is based on a defected line resonator within a photonic crystal. These implementations are useful for showing the detailed phenomena related to the QNM's theory [3, 4].

*The Generic Model* – We exhibit our idea about the intrinsic cavity by way of example shown in Fig. 1. The system consists of a 1D semi-infinite waveguide (a half-cavity) with a two-level atom localized at a distance  $a$  from the termination. The atom has a level spacing  $\Omega$  between its ground state  $|g\rangle$  and its excited state  $|e\rangle$  and is coupled to an EM field with strength  $J$ . Similar to the

case of a finite or two-end cavity in Ref. [10], the model Hamiltonian of our setup reads

$$H = -iv_g \int_0^\infty dx (\varphi_R^\dagger \partial_x \varphi_R - \varphi_L^\dagger \partial_x \varphi_L) + \Omega |e\rangle \langle e| + J[\varphi_R^\dagger(a) + \varphi_L^\dagger(a)] |g\rangle \langle e| + h.c. \quad (1)$$

where  $\varphi_R = \varphi_R(x)$  ( $\varphi_L = \varphi_L(x)$ ) is the bosonic field operator for a right-going (left-going) photon;  $v_g$  stands for the group velocity of the photon in the waveguide.

The state of the system with either a single photon or an excited atom spans an invariant subspace of  $H$ . Thus, corresponding to the eigenvalue  $E = ck$ , the stationary eigenstate

$$|E\rangle = \int_0^\infty dx \left( u_{k,R} \varphi_R^\dagger + u_{k,L} \varphi_L^\dagger \right) |0, g\rangle + w_k |0, e\rangle, \quad (2)$$

depicts a single photon transport in the half-cavity, where  $|0, g\rangle$  indicates the state without photon while the atom stays grounded and  $|0, e\rangle$  the state without photon while the atom is excited. For a photon of momentum  $k$ , the probability amplitudes  $u_{k,R} = u_{k,R}(x)$ ,  $u_{k,L} = u_{k,L}(x)$ , and  $w_k$ , corresponding respectively to the right-going photon, the left-going photon, and the excited atom, satisfy the following equations:

$$-iv_g \partial_x u_{k,R} + J\delta(x-a) w_k = E u_{k,R}, \quad (3)$$

$$iv_g \partial_x u_{k,L} + J\delta(x-a) w_k = E u_{k,L}, \quad (4)$$

$$J[u_{k,R}(a) + u_{k,L}(a)] = (E - \Omega) w_k. \quad (5)$$

To understand the meaning of these amplitudes, we apply the sum of the amplitudes  $\varphi_k(x) = u_{k,R}(x) + u_{k,L}(x)$  of the EM field to the Maxwell equation [4]:

$$\partial_x^2 \varphi_k(x) = -\left(\frac{E}{v_g}\right)^2 \rho(x) \varphi_k(x), \quad (6)$$

where

$$\rho(x, E) \equiv 1 + \frac{2J^2 \delta(x-a)}{E(\Omega - E)} \quad (7)$$

is the singular refractive index over the waveguide, which depends on the energy of the system. This energy dependence is illustrated in Fig. 2. Eq. (6) can be regarded as a schrödinger equation where  $V(x, E) \equiv \rho(x, E) - 1$  plays the role of an energy-dependent local potential. The resonance effect occurs at  $E = \Omega$  where a  $\delta$ -type infinite effective potential will emerge. Thus, the atom and the fixed mirror at the termination sandwich a confined 1D space to form a perfect cavity when the cavity photon mode of energy  $E$  resonates with the level jumps  $\Omega$  of the atom. In other words, the resonant atom and cavity gives rise to a spectrum of normal modes. In the case of

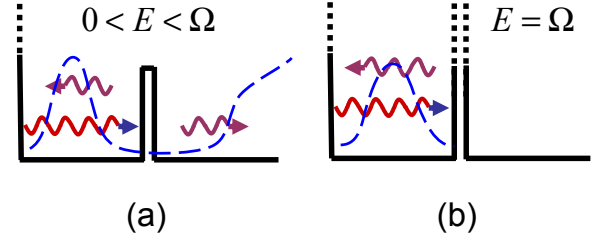


FIG. 2: (Color online) The emergence of the QNM's. The wavy line represents the reflective properties of the atom; the dashed line shows the typical form of the photon wave function at resonance. (a) when  $0 < E < \Omega$ , the model is equivalent to a leaky cavity. (b) when  $E = \Omega$  and  $Ea/v_g = n\pi$ , the area is well confined and the cavity completely reflects the photon.

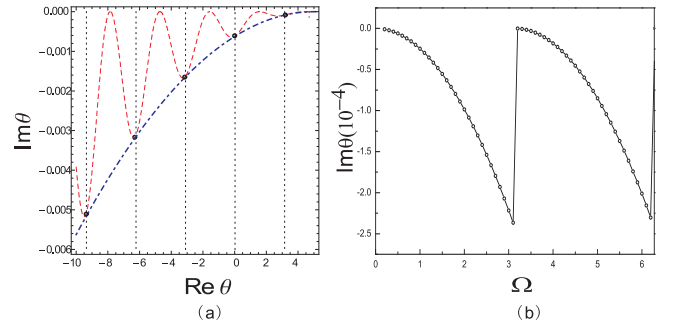


FIG. 3: (Color online) (a) The solution of Eq.8. The roots of Eq. 8 are marked by the circle. The analytical solution under approximation is shown by a dot-dash line (blue). The approximation fits numerical point. (b)  $\text{Im}\theta$  vs atom frequency. The decay rate reaches its minimum, when  $\Omega = n\pi$ .

near resonance, the atom plays the role of a leaky mirror whose rate of leakage is determined by refractive index  $\rho(x, E)$  which in turn is controlled by the parameters of the atom (such as the level spacing and the coupling constant to the EM field). Actually, the emergence of QNM's in a leaky cavity has been widely investigated for a given refractive index [4], but the alternative we offer here in a 1D continuum bears the spontaneous emergence of QNM's where the effective  $\delta$ -type potential is given by the localized atom.

*Quasi-normal Modes as Quasi-bound State* – Following the routine treatment of QNM's, we assume the field amplitude outside the cavity ( $x > a$ ) as an outgoing plane wave  $\varphi_k(x) = B \exp(ikx)$  and perform an analytical continuation by taking the photonic momentum  $k = E/v_g$  as a complex number [4]. The outgoing plane wave here describes the spontaneous radiation of the atom. The corresponding field amplitude  $\varphi_k(x) = A \sin(kx)$  inside the emergent cavity ( $0 < x < a$ ) is identical to that of a perfect cavity except that  $k$  is complex. Accordingly, the energy of the QNM's is a complex quantity with its real part being the resonant frequency and its imaginary

part the linewidth.

This linewidth determines the leakage rate of the EM field from the cavity [11]. The boundary conditions for the field amplitude and its first derivative give the dimensionless equation

$$\tan(\theta) = \left( \frac{\kappa}{W - \theta} + i \right)^{-1} \quad (8)$$

which determines the complex energy of the QNM's. Here,  $\theta = Ea/v_g$ ,  $W = \Omega a/v_g$  and  $\kappa = 2J^2 a/v_g^2$  denotes a set of dimensionless parameters. To confine the EM field so that an equivalent cavity emerges, the interaction between the EM field and the atom should be sufficiently large, i.e.  $1/\kappa \ll 1$ . Then the QNM's have their energies approximated by the dimensionless complex eigenvalues  $E_j \simeq \omega_j - i\gamma_j$  where, for  $j = 0, \pm 1, \pm 2, \dots$ ,

$$\omega_j = \frac{v_g}{a} \left[ j\pi + \frac{1}{\kappa^2} (W - j\pi) (\kappa - 1) \right] \quad (9)$$

defines the resonant frequencies while

$$\gamma_j = -\frac{v_g}{a\kappa^2} (W - j\pi)^2 \quad (10)$$

are the linewidths of the modes.

The discreteness of the real part  $\omega_j$  is similar to the case of a perfect cavity with normal modes  $\omega_j^0 = jv_g\pi/a$ . In both cases, the cavity length  $a$  determines the discrete values of the modes. This property results exactly from the so-called shape resonance: when the length  $a$  matches the frequency of the EM wave inside the cavity, the reflective wave from the ‘‘atom boundary’’ contains a phase retardation of  $\pi$  relative to the incident wave, destructively interfering the incident wave.

The negativity of the imaginary part  $\gamma_j$  characterizes the decaying of the EM field from inside cavity to the outside. We define the lifetime of the EM field as the inverse  $\tau = |\text{Im}E_j|^{-1}$ , i.e.

$$\tau = \left( \frac{\kappa}{W - j\pi} \right)^2 \frac{a}{v_g}. \quad (11)$$

The lifetime is proportional to  $J^4$  and the inverse square of the detuning, which reaches its maximum at  $j = \lfloor W/\pi \rfloor$ . This long-life state is selected by the atomic level spacing  $\Omega$ . The effective refraction index  $\rho(x)$  is strongly modified when the system is close to resonance and the confinement of the EM field seems much tighter. In this sense, the near-resonant photonic mode is reflected more fiercely back to the cavity and the leakage is suppressed. Therefore, it is expected that, when the atomic level spacing  $\Omega$  matches the cavity length  $a$  with the value  $\Omega = k\pi v_g/a$  ( $k \in \mathbb{Z}$ ), the atom will act like a perfect mirror.

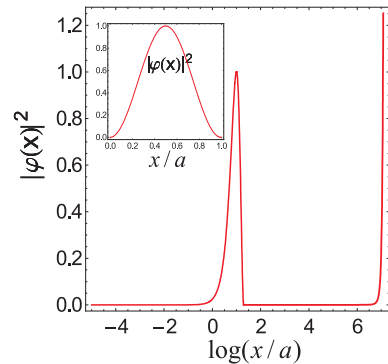


FIG. 4: (Color online) Plot of the wave function of the slowest decay state in real space. The amplitude of the wave function diverges in the infinite far away. The QNM state here is actually a resonant state.

*Numerical Results and Suppressed Emission* – Furthermore, to verify the approximated solution of Eq. (8) above, we solve it numerically and demonstrate the real part and the imaginary part of the solution in the  $\theta$ -complex plane in Fig. 3(a). The circle points is solved as the cross points of two lines, red dashed line and black dotted line, for the parameters  $\kappa = 200$  and  $W = 5$ . The analytic solution approximately obtained above is plotted as the dotted dashed blue line, which fits very well the the numerical solution in the Fig. 3(a). To show this matching effect in details, we plot the curve of the decay rate as a function of the atomic level spacing in Fig. 3(b).

To further describe the QNM's obtained above, we plot the wave function with parameters:  $\kappa = 200$  and  $W = 5$  in Fig. 4, which describes the slowest decay process for definite  $\Omega$ . Here, the resonant frequency  $\omega_0 = 3.15084v_g/a$  with the decay rate  $\gamma_0 = -8.5 \times 10^{-5}v_g/a$ . There appears a bound state localized in the intrinsic cavity, however, which diverges exponentially far away outside the cavity. Those characters demonstrate that QNMs are actually resonant states [12]. Due to the long lifetime, it behaves like a bound state even in a large time scales. With these consideration, we conclude that there actually exists a *quasi-bound state* [11, 12]. Interestingly, if a single photon is loaded into this cavity, it would takes a long time to escape from the cavity. Thus we can propose this artificial fabrication as a storage device for single photon.

To display the quantum nature of the emergent cavity, we study the prominent cavity QED effect – the modification of spontaneous emission rates within the cavity. The radiation of the bounding atom can be controlled by the boundary conditions of the EM field. To this end, we introduce a phenomenological emission rate  $\Gamma$  to the atom, which characterizes the system decay into all other channels of the environment. Then by replacing  $\Omega$  with  $\Omega - i\Gamma$ , we formally obtain the decay rate of the atom in

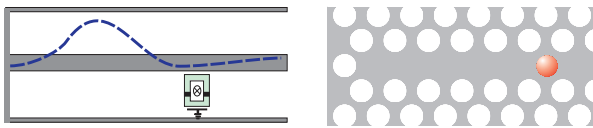


FIG. 5: (*Color Online*)The implementations using, respectively, a superconducting transmission line resonator and a photonic crystal.

the leaky cavity

$$\Gamma_t \simeq \left| \frac{W - j\pi}{\kappa} \right|^2 + \frac{\Gamma}{\kappa} - \frac{\Gamma}{\kappa^2}. \quad (12)$$

In the so-called “strong coupling regime” where  $\kappa \gg 1$ , the spontaneous decay is explicitly suppressed. A similar result has been obtained in a 3D setup [6], when the atom is placed on a node of the EM field.

*Physical Implementations* – The emergence of QNM’s in the half-cavity predicted above can be materialized through some practical laboratory systems. Two such examples, shown in Fig. 5, are the superconducting transmission line resonator with a dc-SQUID-based charge qubit and a photonic crystal with a doped  $\Lambda$ -type three-level atom, in which charge qubit and the three-level atom, respectively, take the roles of the functional mirror.

In the former, the half-cavity can be realized through the semi-infinite superconducting transmission line while the two-level system through the charge qubit with energy eigenstates  $|a\rangle$  and  $|g\rangle$ . The energy level spacing  $\Omega = \sqrt{B_z^2 + B_x^2}$  is defined by the field intensities  $B_z = 4E_c(2n_g - 1)$  and  $B_x = 2E_J \cos(\pi\Phi_x/\Phi_0)$  where  $E_c = e^2/[2(C_g + 2C_J)]$  is the charge energy and  $n_g = C_g V_g/2e$  is the number of charges at the gate. Note that  $B_z$  can be controlled by the voltage  $V_g$  applied to the gate capacitance  $C_g$  whereas  $B_x$  can be controlled by the external magnetic flux  $\Phi_x$  through the SQUID loop. If the effective length of the transmission line resonator is  $L$ , the coupling strength between the qubit and the resonator reads  $V = e \sin\theta C_g/C_\Sigma \sqrt{\omega/(Lc)}$ . Here,  $c$  is the capacitance per unit length of the transmission line and  $\omega$  is the frequency of the quantized EM field. The coupling strength ranges from 5 to 200 *MHz* and the qubit level spacing is in the range of 5-15 *GHz* [13]. So long as the coupling between the charge qubit and the line resonator becomes strong, the quasi-bound state will appear in the transmission line due to the enhancement of reflection by the functional mirror [14]. The coupling strength should reach about several *GHz* for the observation of the long-life quasi-bound state.

As for the implementation on a photonic crystal, the doped  $\Lambda$ -type atom in its excited state can decay so fast that we need resort to the stimulated Raman scattering (SRS) technology. With a coupling constant  $G$  and a detuning  $\Delta$ , a strong drive field is applied to couple the metastable state  $|a\rangle$  (with less decay rate) and the excited

state  $|e\rangle$  with much larger decay rate. The ground state  $|a\rangle$  and the excited state  $|e\rangle$  is coupled by the EM field inside cavity with coupling constant  $g$ . In the case with large detuning for the SRS happens, an effective tunable coupling  $J = -gG/2\Delta$  is induced between EM field and the ground state  $|g\rangle$  and the metastable state  $|a\rangle$ . It can be observed from Eq. (11) that the decay time for single photon in the cavity is proportional to  $V^4$ . This high sensitivity to the coupling strength makes it possible to control the leakage by solely adjusting the intensity of the drive field.

*Conclusion* – we conceive the architecture of a quantum device for coherent manipulation at the single photon level, which is shown realizable in a few practical systems. Our theoretical approach predicts the intriguing phenomenon that an atom inside a 1D half-cavity can act as an end mirror to close the half-cavity. The emerging two-end cavity induces a back-action to influence the quantum dynamics of the atom. As a result, there forms naturally a set of quasi-normal modes in the 1D continuum for the single photon emission process. In addition, the cavity with the emergent singular refractive index is equivalent to the extremely inhomogeneous space equipped with a space-time singularity for wave propagation. We hence expect that a solid-state based implementation can be employed as a laboratory simulation of the event horizon and the QNM radiation of a black hole [15].

This work is supported by NSFC No. 90203018, No. 10474104, No. 60433050, and No. 10704023, NFRPC No. 2006CB921205 and 2005CB724508.

- 
- [1] P. R. Berman, *Cavity Quantum Electrodynamics*, Academic Press, INC, 1994, New York.
  - [2] C. V. Vishveshwara, *Nature*, **227**, 936 (1970).
  - [3] R. Lang, M. O. Scully and W. E. Lamb, *Phys. Rev. A* **7**, 1788 (1973).
  - [4] E. S. C. Ching, et al, *Rev. Mod. Phys.* **70**, 1545 (1998).
  - [5] H. Fearn, R. J. Cook, and P. W. Milonni, *Phys. Rev. Lett.* **74**, 1327 (1995)
  - [6] U. Dorner and P. Zoller, *Phys. Rev. A* **66**, 023816 (2002).
  - [7] Yu-xi Liu, C. P. Sun and F. Nori, *Phys. Rev. A* **74**, 052321 (2006).
  - [8] D. E. Chang, et.al, *Nat. Phys.* **3**, 807 (2007).
  - [9] D. E. Chang, et.al, *Phys. Rev. Lett.* **97**, 033003 (2006)
  - [10] J. T. Shen and S. Fan, *Phys. Rev. Lett.* **95**, 213001 (2005); *ibid.* **98**, 153003 (2007); *Opt. Lett.* **30**, 2001 (2005).
  - [11] H. Nakamura, et.al, *Phys. Rev. Lett.* **99**, 210404 (2007).
  - [12] N. Hatano, et.al, arXiv:0705.1388.
  - [13] A. Wallra, et.al, *Nature* **431**, 162 (2004).
  - [14] Lan Zhou, et.al, arXiv: 0802.4204.
  - [15] T. G. Philbin, et.al, *Science* **319**, 1367 (2008). And reference there in.