

Multiband magnetism and superconductivity in Fe-based compounds

Vladimir Cvetkovic¹ and Zlatko Tesanovic¹

¹*Department of Physics & Astronomy, The Johns Hopkins University, Baltimore, MD 21218*

(Dated: February 6, 2020)

Recent discovery of high T_c superconductivity in Fe-based compounds has reignited interest in different pathways to the room temperature superconductivity. We propose a model Hamiltonian to describe FeAs layers in these materials, highlighting the important role of puckering of As atoms in promoting d-electron itinerancy and warding off large local-moment magnetism of Fe ions. We provide *analytic* expressions for particle-hole response in various charge, spin and multiband channels. A nesting-induced SDW order is found in the parent compound which is rapidly suppressed upon doping. We discuss features of this largely itinerant antiferromagnetism and argue that high T_c of Fe-based superconductors might be essentially tied to the multiband character of their Fermi surface.

Recently, a surprising new path to room-temperature superconductivity might have been discovered. The quaternary compound LaOFeP was already known to become superconducting below 7K [1], when its doped sibling LaO_{1-x}F_xFeAs ($x > 0.1$) turned out to have unexpectedly high T_c of 26K [2]. Even higher T_c 's were found by replacing La with other rare-earths (RE), reaching the current record of $T_c = 55$ K [3]. These are the first non-cuprate superconductors exhibiting such high T_c 's.

The surprise here is that the most prominent characteristic of iron is its natural magnetism. By conventional wisdom, the high T_c superconductivity in RE-OFeAs compounds is unexpected, all the more so since the superconductivity apparently resides in FeAs layers. By standard ionic accounting, rare-earths are 3^+ , giving away three electrons, while As and O are 3^- and 2^- , respectively. One then expects Fe to be in its 2^+ configuration, two of its 4s electrons given away to fill As and O p-orbitals, with assistance from a single rare-earth atom. The remaining six d-electrons fill atomic orbitals of Fe in the overall tetragonal As/O environment of Fig. 1; the lower three t_{2g} orbitals should be filled while the upper two e_g orbitals should be empty. However, the Coulomb interactions intervene via the Hund's rule: the total energy can be reduced by making the spin part of the atomic wavefunction most symmetric and consequently the orbital part of it as antisymmetric as possible, reducing thereby the cost of Coulomb repulsion. The simplest realization of this is to occupy a low t_{2g} orbital with one spin-up and one spin-down electron while storing the remaining four electrons into the spin-up states. The result is a total spin $S = 2$ of Fe²⁺, with the associated local magnetic moment and likely magnetism in the parent compounds. This is the situation similar to manganese, the Fe's nearest relative, whose five d-electrons feel the full brunt of the Hund's rule and typically line up into a large spin state, and very different from copper, where d-orbitals are either fully occupied or contain only a single d-hole, as in the parent state of cuprate superconductors. All told, the circumstances are hardly hospitable to any superconductivity, let alone a high temperature one.

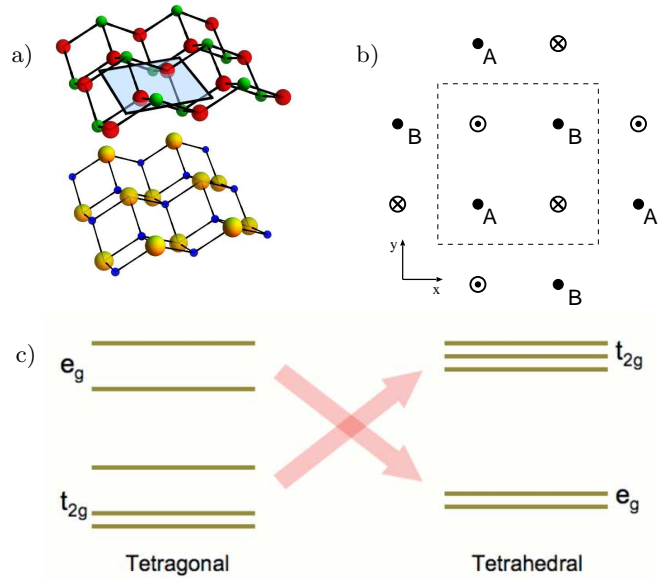


FIG. 1: (Color online) a) The three dimensional structure of the parent compound, with FeAs layer (Fe – red, As – green) on top of a REO layers (RE – yellow, O – blue); The blue square in the FeAs plane corresponds to the ‘planar’ unit cell. (b) We denote two Fe atoms with A and B, while the two As atoms that are displaced up and down with respect to the layer are presented by dotted and crossed circles respectively. We give our choice of axes in the corner (note that some papers use a coordinate system rotated by 45 degrees). c) The evolution of d-orbital energy levels from the tetragonal to tetrahedral crystal field environment. The puckering of FeAs planes results in the situation which is “in between”, placing all d-orbitals near the Fermi level.

In this paper, we first argue that the above Hund's rule route to large local moment magnetism is derailed by significant banding effects, promoting enhanced itinerancy for most Fe d-electrons. We show how such itinerancy arises from the combination of two factors: a sizeable overlap among Fe and As atomic orbitals and the distortion of the overall tetragonal structure into a locally near-tetrahedral environment for Fe ions, *both* generated

by the *crucial* “puckering” of As atoms out of the FeAs planes (Fig. 1). The puckering rearranges the t_{2g} and e_g crystal-field levels so that $E_{t_{2g}} \sim E_{e_g}$ – the situation “in between” the purely tetragonal ($E_{t_{2g}} < E_{e_g}$) and the purely tetrahedral ($E_{t_{2g}} > E_{e_g}$) – thus bringing *all* d-orbitals into a close proximity of the Fermi level E_F , and maximizes direct overlap between Fe d- and As p-orbitals. The end result are numerous bands crossing E_F and a multiply connected Fermi surface, containing both electron and hole sections. We introduce a two-dimensional tight-binding model which captures the relevant features of this multiband problem. Next, we argue that large number of broad bands and the absence of large local Fe moments betrays not only the failure of the atomic Hund’s rule but, via the enhanced metallic screening, the *absence of strong local correlations in general*. This implies the key role for the nesting properties and we present an *analytic* calculation of various responses for circular and elliptical bands relevant to this multiband problem. These responses allow us to account for the observed weak antiferromagnetic ordering in parent materials and provide strong clues about the superconducting mechanism itself. In this sense, the Fe-based high T_c superconductors differ from the *hole*-doped cuprates and are likely more closely related to either the *electron*-doped cuprates or other weakly to moderately correlated superconductors.

The parent compound of the Fe-based superconductors has a ZrCuSiAs type structure [4], with eight atoms per unit cell, depicted in Fig. 1. The Fe atoms lie in a plane, same as O atoms precisely above them, in the adjacent REO layer. In contrast, the RE and As atoms (also located above each other) are puckered out of plane in a checkerboard fashion. The amount of puckering is significant, turning the in-plane tetragonal structure in the physically relevant FeAs layer into the nearly-tetrahedral one (the angle of the FeAs bond with respect to the vertical is 58.8° as compared to 54.7° for a tetrahedron [5]). As stated above, this has important consequences for promoting banding and rich orbital content near E_F .

There available electronic structure calculations of LaOFeP [6], and of LaOFeAs, doped and undoped [7, 8], consistently convey the key information that all five Fe 3d bands of are located at the Fermi level, in stark contrast with the cuprates. These bands are hybridized with 4p orbitals of As/P located far below the Fermi level, centered between 6 and 2eV below E_F . There are five sections of the Fermi surface: two hole concentric, near-circular quasi-2D ones around the Γ point, two electron elliptical ones, centered around the M point, and a 3D hole band with a spherical Fermi surface around the Z point. Given the fact that the last one vanishes upon doping [8], and that the relevant physics appear to be two-dimensional, we will drop this band and ignore the interlayer couplings altogether. This idea is used in other works which aim to recreate the band-structure, either

with all ten bands [9, 10], or with some simpler minimal model [11, 12].

To illustrate the key role of the puckering of As atoms on the electronic structure of FeAs, let us first consider the hypothetical situation in which all As atoms are planar (Fig. 1). The tetragonal crystal field splitting pushes 3d t_{2g} orbitals (xy , xz , and yz) below the e_g orbitals. In this arrangement, the overlap of Fe t_{2g} orbitals with the neighbouring As p-orbitals either vanishes by symmetry or is very small, the *only* source of broadening for these bands being the direct overlap of two d-orbitals on neighbouring Fe. The e_g bands, on the other hand, do directly couple to the 4p-orbitals of As, but, since these p-orbitals are deep below the Fermi level, this coupling only pushes the e bands further up, increasing the crystal field gap. The consequence is that such a material should likely be a band insulator, turning into a local moment magnet once the Coulomb effects and the Hund’s rule are turned on. A sizeable puckering changes the situation dramatically: first, the Fe crystal field environment turns to near-tetrahedral instead of the tetragonal. In the purely tetrahedral case, the t_{2g} orbitals (xz , yz , and $x^2 - y^2$) reverse their position and are *above* the e_g levels (xy and z^2). In the nearly-tetrahedral case of real FeAs layers, the t_{2g} orbitals are slightly above e_{2g} , and the overlap due to the band formation makes *all* five bands important (see Fig. 1c). This banding is the other crucial consequence of the puckering: since the $p_{x,y}$ orbitals are not entirely in the Fe plane, the overlap between these orbitals and xz , and yz d-orbitals becomes significant, and it actually provides the dominant contribution to electron/hole hopping. At the same time, the existing hopping between $x^2 - y^2$ and p , or z^2 and p orbitals are only slightly reduced.

Based on the above arguments, we construct a tight-binding model which incorporates all the hoppings to the nearest neighbours that are allowed by the symmetry. This model which reflects the key qualitative features of the electronic structure calculations [7, 8], and it can serve as the realistic platform for further *analytic* calculations. As shown below, even such a model must include *all* five d-bands and is defined by the tight-binding Hamiltonian

$$H = H_0 + H_t + H_{int}, \quad (1)$$

$$H_0 = \sum_{i,\alpha} \epsilon^{(\alpha)} d_i^{(\alpha)\dagger} d_i^{(\alpha)} + \sum_{j,\beta} \epsilon^{(\beta)} p_j^{(\beta)\dagger} p_j^{(\beta)}, \quad (2)$$

$$H_t = \sum_{i,j,\alpha,\beta} t_{(\alpha,\beta)} d_i^{(\alpha)\dagger} p_j^{(\beta)} + \sum_{i,i',\alpha,\alpha'} t_{(\alpha,\alpha')}^{Fe} d_i^{(\alpha)\dagger} d_{i'}^{(\alpha')} + \sum_{j,j',\beta,\beta'} t_{(\beta,\beta')}^{As} p_j^{(\beta)\dagger} p_{j'}^{(\beta')} + h.c., \quad (3)$$

where H_0 describes local 3d and 4p orbitals, and H_t accounts for Fe-As, Fe-Fe, and As-As hopping, in that order. H_{int} is the interaction term and will be discussed

shortly. The operator $d_i^{(\alpha)}$ annihilates an electron in orbital α on Fe site i , and analogously, p_j^β annihilates an electron on site j in orbital β . The summation over α takes into account all five Fe 3d orbitals, but due to the doubling of the unit cell, there are actually ten of those bands, and the summation over β involves all three bands p_x , p_y , and p_z .

The symmetry provides important guidance in understanding the band structure of (1). For example, at Γ point there are two doubly degenerate bands. One of these must be a symmetric combination – relative to A and B sites – of d_{xz} , and d_{yz} orbitals weakly hybridized with the As 4p bands, while the other is the antisymmetric combination. The splitting between these two doublets originates both from the direct spread of the $d_{xz/yz}$ bands ($t_{xz,xz}^{Fe}$), and from the p bands spread ($t_{x,x}^{As}$). At the M point, these orbitals again two degenerate doublets, albeit in a different linear combination, which are now split due to the direct Fe-Fe hopping $t_{(xz,yz)}^{Fe}$, and partially due to the hopping to the p_z orbital. From such analyses, we find the orbital energies and hoppings (all in eVs)

α	$x^2 - y^2$	z^2	xy	xz	β	x	z
ϵ_α	-0.85	-1.4	-1.1	-1.15	ϵ_β	-4.0	-4.0
$t_{\alpha,\alpha}^{Fe}$	-0.55	-0.5	-1.6	-0.55	$t_{\beta,\beta}^{As}$	-0.8	-0.45
$t_{\alpha,x/y}$	0.65	-1.4	1.5	3.2			
$t_{\alpha,z}$	2.1	1.25		0.7			

The interband couplings are not tabulated and their values are $t_{z^2,xy}^{Fe} = 0.1$, $t_{xz,yz}^{Fe} = -0.75$, and $t_{x,y}^{As} = 0.8$.

The levels ϵ_α reflect our previous discussion of the crystal field splitting: $E_{t_{2g}} \sim E_{e_g}$ on the scale of t 's. The hoppings reveal that the puckering of As atoms promoted $d_{xz/yz}$ bands to the physically most relevant ones, their coupling to the 4p orbitals being the strongest. These bands provide dominant content of the electronic states at E_F , however, in the hole bands d_{xy} orbital plays an important role, and in electron bands $d_{x^2-y^2}$ orbital has a significant contribution. Clearly, these effects are difficult to reproduce within a simple two-band or two-orbital models. In addition, significant mixing of different d-orbitals with opposite parity relative to the FeAs planes further reinforces the need to include the full d-orbital manifold into the basic description.

Fig. 2 shows the band structure and the Fermi surface(s) following from (1). The key features of the Fermi surface are faithfully reproduced, with the central hole pockets nearly circular (actually, these are two ellipses which strongly interact and avoid crossing). In the vicinity of the M point, the two electron pockets have elliptical shape and do not interact at the crossing points located at the edges of the Brillouin zone.

This brings us to H_{int} in (1). The picture of puckered As atoms discussed above, promoting the bunching of local d-levels of Fe and their large overlap with As p-orbitals, indicates that the d-bands are near their optimum width, given the restrictions of dealing with 3d

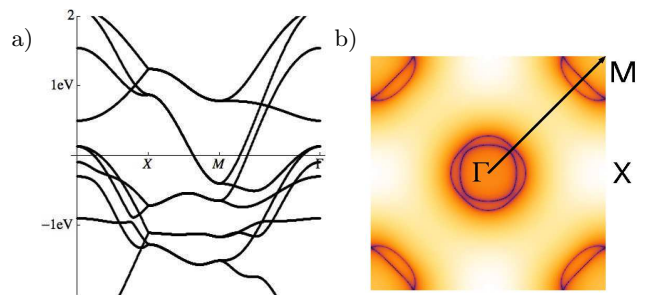


FIG. 2: The band structure (a), and the Fermi surfaces (b) following from the tight-binding Hamiltonian (1), and using the parameters of the tight binding fit.

electrons and 4p levels far below of E_F . This reduces the importance of the Hund's rule and points to the d-electron itinerancy, rather than local atomic (ionic) correlations, as the most relevant feature. Indeed, this is consistent with the neutron scattering experiments [13], observing weak antiferromagnetism in the parent compound below 150K instead of the large local moment magnetism expected in the Hund's rule limit. The AF order is suppressed by doping and ultimately vanishes in the superconducting state. This suggests that H_{int} should generically be comparable or smaller in magnitude than H_t (1). For example, in the simple single band Hubbard model, with nearly circular (or spherical) Fermi surface, too large on-site repulsion U leads to the ferromagnetic Stoner instability, an itinerant prelude to the local moment formation dictated by the Hund's rule. We thus expect that the main effects of H_{int} can be understood by a detailed analysis of enhanced spin, charge and interband responses of the non-interacting part of H (1).

With this aim in mind, we observe that various pockets of the Fermi surface depicted in Fig. 2 can be viewed as radial and elliptical distortions of the same *idealized* circle, two of such ideal (hole) pockets located at Γ and two (electron) at M points. As long as such distortions are not too extreme, the responses in different channels can be evaluated *analytically*, thereby greatly facilitating theoretical analysis. Where comparison is possible, our analytic results appear to agree with numerical calculations in Refs. [8, 11, 12].

We first look at the spin-susceptibility, and analyze how near-nesting of the Fermi surfaces can lead to SDW order. To do this, we have to make some assumptions about the Fermi surfaces and separate the most important contributions. While some nesting takes place *within* slightly deformed circular Fermi surfaces in Fig. 2, the main contribution to the enhanced response arises from similarly shaped *hole and electron* pockets, followed by a less important one arising from different hole-hole and electron-electron pockets of the Fermi surface. This is easily appreciated by nothing that, for our *idealized* circles, the electron-hole nesting leads to a *divergent* con-

tribution to the electron-hole propagator (i.e., an RPA bubble). So, we concentrate on the spin-susceptibility $\chi_s(\mathbf{q}, \omega)$ where one of the particle propagators corresponds to the hole band at the Γ point with a circular Fermi surface and Fermi momentum k_F , and the electron band forming a slightly elliptically deformed Fermi surface centered around \mathbf{M} vector, as depicted in Fig. 2. The electronic states at the Fermi level have $k_F(1+\xi)$ momentum if parallel to the \mathbf{M} vector, and $k_F(1+\eta)$ if perpendicular. The dispersions are

$$\epsilon_{\mathbf{k}}^{(e)} = \frac{1}{2m_e} \left[\frac{k_x^2}{(1+\xi)^2} + \frac{k_y^2}{(1+\eta)^2} - k_F^2 \right], \quad (4)$$

$$\epsilon_{\mathbf{l}}^{(h)} = \frac{k_F^2 - l^2}{2m_h}, \quad (5)$$

with $m_{e,h}$ being the mass of the electron/hole band. For simplicity we assume that they have the same mass m_e . Wavevector \mathbf{k} is given relative to the \mathbf{M} point in the case of the electron band, while \mathbf{l} is defined with respect to the center of the Brillouin zone. Parameters ξ and η are tied to the eccentricity of the Fermi ellipse as $\varepsilon = \sqrt{|\xi - \eta|(2 + \xi + \eta)/(1 + \max(\xi, \eta))}$, and to the ratio of states enclosed by the two Fermi surfaces $N_e/N_h = (1 + \xi)(1 + \eta)$. Below, we evaluate the particle-hole bubble due to the near nesting of only one hole and one electron band. Our results are universal, generally applicable to any situation involving elliptical Fermi surfaces, and particularly relevant for FeAs, where one has to sum contributions due to nesting of each individual hole and electron band.

If the eccentricity were zero, and the two bands had identical Fermi momenta ($\xi = \eta = 0$), the real part of the susceptibility would have simply been given by

$$\chi_0'(\mathbf{q}, \omega = 0) = 2 \frac{m_e}{2\pi} \log \frac{\Lambda}{|\mathbf{q} - \mathbf{M}|}, \quad (6)$$

where Λ is the UV band cut-off. A logarithmic singularity occurs in Eq. (6) when $\mathbf{q} = \mathbf{M}$ due to the perfect nesting of two hole and electron Fermi pockets. The nesting in FeAs is not perfect due to small distortions in Fig. 2, and this singularity is cut off. Still, it appears nevertheless that this particular response at $\mathbf{q} = \mathbf{M}$ is the strongest incipient instability of our system. If H_{int} is overall repulsive and not extremely weak, say modelled as a Hubbard repulsion on Fe sites, $U_d n_{d_i}^2$, this instability will produce the spin density-wave (SDW) ground state at the *commensurate* wavevector $\mathbf{q} = \mathbf{M}$. It seems natural to associate this Fermi surface instability with the observed weak AFM order of the parent compound [13].

To appreciate how the deformation of the electron Fermi surface cuts off the singularity, we now find the explicit expression for this more general situation. There are two different cases, depending on whether the two Fermi surfaces intersect after one has been moved by \mathbf{M}

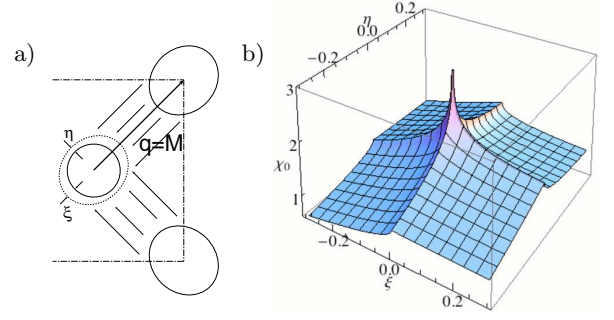


FIG. 3: (Color online) The arrangement of Fermi surfaces with elliptical bands at the corners of the Brillouin Zone show in Fig. 2 (a), and the regularization of the singular part of the susceptibility due to the elliptical distortion of the electronic Fermi surface (b). For $\xi = 0, \eta = 0$, the hole and the electron Fermi surfaces become identical and the susceptibility diverges.

(so that their centers coincide). If they do not intersect (equivalent to $\xi\eta > 0$), the susceptibility is set by

$$\chi_0'(\mathbf{q} = \mathbf{M}, \omega = 0) = 4 \frac{m_e}{2\pi} \frac{(1+\xi)(1+\eta)}{\sqrt{\Xi\Upsilon}} \times \left\{ \log \left[\frac{\Lambda}{k_F} \sqrt{2\Xi\Upsilon} \sqrt{\Xi + \Upsilon + 2\sqrt{\Xi\Upsilon}} \right] - \log(\Xi\Upsilon) - \log \left[|\Xi\Upsilon - \Xi - \Upsilon| + \sqrt{\Xi\Upsilon(\Xi - 2)(\Upsilon - 2)} \right] \right\}, \quad (7)$$

where $\Xi = 1 + (1 + \xi)^2$ and $\Upsilon = 1 + (1 + \eta)^2$.

Clearly, it is the last term which causes the nesting divergence in the limit when the ellipse transforms to a circle ($\xi \rightarrow 0, \eta \rightarrow 0$). When the Fermi surfaces do intersect ($\xi\eta < 0$), the last two logarithms in Eq. (7) should be replaced by $-\log(2 + \xi + \eta) - \log|\Xi - \Upsilon|$. This term is responsible for the singularity in this case. The divergent behavior of the real part of the susceptibility is shown in Fig. 3.

Our analysis of the divergent part of the susceptibility was centered on the case when $\mathbf{q} = \mathbf{M}$, and the question remains whether that is the global maximum. The derivatives of the susceptibility with respect to q are well defined due to the regularization by finite ξ or η . It is trivial to demonstrate that the first derivative at $\mathbf{q} = \mathbf{M}$ vanishes in all directions, which can alternatively be argued based on symmetry. Therefore, one has to look for the sign of the second derivative in both x and y direction in order to determine whether the susceptibility has a maximum, a minimum or a saddle point at $\mathbf{q} = \mathbf{M}$. Even if it turns out that the susceptibility has a maximum, it may be a local maximum, not the global one. While the general treatment of the problem will be presented elsewhere [14], we illustrate the situation by two circular Fermi surfaces with slightly different radii, k_F , and $k_F(1 + \xi)$. The susceptibility due to the nesting of these Fermi surfaces is compared for the cases when $\mathbf{q} = \mathbf{M}$, and $\mathbf{q} = \mathbf{M} + k_F \xi \mathbf{n}$, with \mathbf{n} being a unit vec-

tor pointing in an arbitrary direction. The former corresponds to concentric Fermi surfaces, the latter to two surfaces touching each other. The susceptibility in the former case follows as a special case of Eq. (7)

$$\chi'_0(\mathbf{q} = \mathbf{M}, 0) = \frac{4m_e}{2\pi} \frac{(1 + \xi)^2}{\Xi} \log \left[\frac{\Lambda}{k_F |\xi|} \sqrt{\frac{2\Xi}{(2 + \xi)^2}} \right] \quad (8)$$

and the result for touching circles is obtained by replacing the argument under the square root by 2. This is always slightly larger than the susceptibility following from Eq. (8), regardless the value of ξ . Such a result implies a different ordering vector $\tilde{\mathbf{q}} = \mathbf{M} + k_F \xi \mathbf{n}$, albeit only in a continuum theory. Our system is on a lattice, and \mathbf{M} is commensurate with the reciprocal lattice, hence any instability at that wave-vector will be enhanced by Umklapp processes, whereas this is not true for other incommensurate wave-vectors such as $\tilde{\mathbf{q}}$. Furthermore, we may argue that two Fermi surfaces touching should not produce any unexpected divergences in the particle-hole channel, by simply observing the analytic expression Eq. (7) when ξ or $\eta = 0$.

Eq. (7) can be applied to all the possible pairs of hole/electron bands found in the band structure of FeAs. There are two circular hole surfaces of different radii paired with two electron surfaces which are the same, except that they are rotated by 90° – this just exchanges ξ and η (the unmarked Fermi surface in Fig. 3a). For the UV cut off we choose the inverse lattice spacing. We now compare the relative values for the doped and parent systems, with the help from the band structure calculations. For the undoped parent system, we estimate [6] $\xi_1 \approx 0.27$, $\eta_1 \approx 0.45$, $\xi_2 \approx 0.00$, and $\eta_2 \approx 0.14$, which yields $\chi'_0 \approx 5.3m_e$ at $\mathbf{q} = \mathbf{M}$. Doping moves E_F upwards, *increasing* the electronic, and *shrinking* the hole Fermi surfaces. The corresponding surfaces are now further apart, so the susceptibility is expected to be smaller. Using Ref. [8], we estimate $\xi_1 \approx 0.72$, $\eta_1 \approx 1.11$, $\xi_2 \approx 0.35$, and $\eta_2 \approx 0.65$, giving $\chi'_0 \approx 3.8m_e$ at $x = 0.1$. Similar estimate is obtained by using our tight-binding band structure of Fig. 2. This is quite a bit smaller than the undoped value, and suggests rapid suppression of our SDW upon doping, as observed experimentally [13].

The SDW/AF order at $\mathbf{q} = \mathbf{M}$ discussed above and observed in experiments, could also be interpreted in the *local* spin picture, as arising from the direct and indirect superexchange between Fe atoms. The direct superexchange J_1 is generated by the overlap of 3d orbitals of neighbouring atoms, i.e., overlap between A and B atoms in Fig. 1. Two A(B) atoms, in contrast, have an insignificant direct overlap. However, from our band structure we know that bands d_{xz} and d_{yz} hybridize with 4p orbitals of As. Let us for example take one A atom in a unit cell in Fig. 1, and consider its overlap with its next neighbour A to the right. Both of these atoms have their d_{xz} orbitals hybridized with the $4p_x$ orbital of the As

atom standing between. The new hybridized bands both carry a significant fraction of the As orbital, so a hopping between these two atoms is enabled via the intermediate As atom. This hopping gives rise to the indirect superexchange coupling J_2 . Similar argument was presented in Ref. [15]. Our earlier analysis suggests that J_1 is significantly smaller than J_2 ($\zeta = J_1/J_2 \ll 1$). At such a high ratio of frustrating AF couplings, the AF ordering takes place individually on A and B sublattices [16]. At the mean-field level, the relative order on the two sublattices does not affect the ground state energy since each B site interacts with four neighbouring A sites, two of these spins pointing in the direction opposite to the other two; consequently, there is no overall interaction. This implies that, on classical level, the ground state would have been degenerate with its ground state energy independent of the angle between two order parameters. Thus, we include excitations – spin-waves – and investigate how their interaction affects the ground state. For this, we use the standard Holstein-Primakoff bosonization. Assuming that the angle between two order parameters on lattices A and B is θ , and introducing HP bosons a , and b on two respective lattices, the following Hamiltonian is obtained

$$\begin{aligned} \hat{H} = 2SJ_2 \sum_{\mathbf{k}} \left\{ 4(a_{\mathbf{k}}^\dagger a_{\mathbf{k}} + b_{\mathbf{k}}^\dagger b_{\mathbf{k}}) - \right. \\ (\cos k_x + \cos k_y)(a_{\mathbf{k}}^\dagger a_{-\mathbf{k}}^\dagger + b_{\mathbf{k}}^\dagger b_{-\mathbf{k}}^\dagger + h.c.) + \\ 2\zeta \left(\cos \frac{k_x}{2} \cos \frac{k_y}{2} \right) (a_{\mathbf{k}}^\dagger b_{\mathbf{k}} + b_{\mathbf{k}}^\dagger a_{\mathbf{k}} - a_{\mathbf{k}}^\dagger b_{-\mathbf{k}}^\dagger - a_{\mathbf{k}} b_{-\mathbf{k}}) - \\ \left. 2\zeta \cos \theta \left(\sin \frac{k_x}{2} \sin \frac{k_y}{2} \right) (a_{\mathbf{k}}^\dagger b_{\mathbf{k}} + b_{\mathbf{k}}^\dagger a_{\mathbf{k}} + a_{\mathbf{k}}^\dagger b_{-\mathbf{k}}^\dagger + a_{\mathbf{k}} b_{-\mathbf{k}}) \right\}. \end{aligned} \quad (9)$$

The Bogoliubov transformation of the Hamiltonian (9) yields two new excitations whose dispersions are given by

$$\begin{aligned} E_{\mathbf{k}}^\pm = 4SJ_2 \left[(2 + \cos k_x + \cos k_y \pm 2\zeta \cos \frac{k_x}{2} \cos \frac{k_y}{2}) \times \right. \\ \left. (2 - \cos k_x - \cos k_y \pm 2\zeta \cos \theta \sin \frac{k_x}{2} \sin \frac{k_y}{2}) \right]^{\frac{1}{2}} \quad (10) \end{aligned}$$

We numerically determine zero point energy, and plot it in Fig. 4. The energy of the system is minimized when the spins on two sublattices are collinear in agreement with the experiments.

The staggered magnetization must be evaluated numerically for arbitrary ζ . At the leading order, one finds $m = m_0 - 0.524\zeta^2$, where $m_0 = 0.607$ is the familiar spin-wave result for $S = \frac{1}{2}$. Thus, even for a sizeable ζ (~ 0.5) and $S = \frac{1}{2}$, [17] the magnetization is still quite a bit above what is observed experimentally [13], hinting at significant itinerancy in the AF state, in line with our previous arguments.

We now turn to the superconductivity itself, clearly the most difficult problem. It is naturally tempting to use the

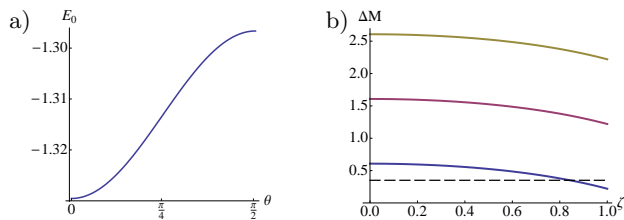


FIG. 4: (Color online) a) The zero point energy in units of J_2SN as a function of angle θ between two staggered magnetizations, with $\zeta = 0.5$ [17]. The energy is the lowest for $\theta = 0, \pi$. b) The staggered magnetization in units of μ_B per unit cell is plotted for three different spin values $S = 1/2, 1$, and $3/2$ (from the bottom up respectively). The dashed line corresponds to the experimentally observed value of $0.35\mu_B$ [13].

above propensity for SDW at $\mathbf{q} = \mathbf{M}$ in the parent compound to generate pairing interaction once the system is doped away from the AF order [18]. Following the example of *electron*-doped cuprates and various organic superconductors, this would imply a d-wave-type ordering of a *nodeless* kind, with electron and hole pockets in Fig. 2 fully gapped but with gap functions of different relative sign (see [8]). Since hole and electron pockets are not identical, the gap magnitudes would not be either, but the difference could be quite small. Observing such a relative sign difference would clearly be strong boost for this picture of superconductivity generated by antiferromagnetic (SDW) spin fluctuations. However, the above change in sign implies sensitivity to *ordinary* (non-magnetic) impurity disorder which could severely suppress T_c and the gap. This effect, while still present on general grounds, appears less consequential in *hole*-doped cuprates, due to their strongly correlated, almost local nature. In Fe-based superconductors the correlations are not that strong, as we have just argued above, and this impurity sensitivity becomes an important issue.

In light of this, one should not out of hand dismiss the possibility that Fe-based superconductors are of entirely different kind from even the *electron*-doped cuprates and similar superconductors, where the *repulsive* interactions generate pairing near a magnetic instability. Their multiband nature could instead be a realization of the exciton-assisted superconductivity. The phonon interaction appears to be too weak to push T_c to 55K *by itself* [8]. However, large number of highly polarizable bands around the Fermi surface leads to strong metallic screening and a possibility of a *dynamical* overscreening, which turns μ , the familiar Coulomb pseudopotential of the Eliashberg theory, *attractive* in the certain *finite* wavevector and frequency regions. This would pave the way for the exciton-assisted superconductivity, long-anticipated but never unambiguously observed [19]. The basic idea is

that the dynamical Coulomb interaction:

$$V(\mathbf{q}, \omega) = \frac{V(\mathbf{q})}{\epsilon(\mathbf{q}, \omega)}, \quad \epsilon(\mathbf{q}, \omega) = 1 + V(\mathbf{q})\chi_\rho(\mathbf{q}, \omega), \quad (11)$$

($V(\mathbf{q}) = 4\pi e^2/q^2$) turns attractive at some finite \mathbf{q} and relatively low ω . Fe-based superconductors appear to have all the ingredients: their highly polarizable multiband Fermi surface produces *neutral* plasmon modes corresponding to electron and hole densities oscillating in phase (“acoustic” plasmons). Such modes act as “phonons”, particularly if m_e and m_h are sufficiently different. Furthermore, the nesting features lead to enhanced density response $\chi_\rho(\mathbf{q}, \omega)$ near $\mathbf{q} = \mathbf{M}$ and this could turn the effective interaction attractive at relatively low ω . Finally, interband pairing [20] acts to further boost T_c *irrespective* of its sign:

$$T_c \sim \omega_p \exp \left\{ -\frac{\frac{1}{2}(\lambda_{ee} + \lambda_{hh})}{\lambda_{ee}\lambda_{hh} - \lambda_{eh}^2} + \frac{[\lambda_{eh}^2 + \frac{1}{4}(\lambda_{ee} - \lambda_{hh})^2]^{\frac{1}{2}}}{\lambda_{ee}\lambda_{hh} - \lambda_{eh}^2} \right\} \quad (12)$$

where $\lambda_{ee(hh)}$ and λ_{eh} are the e-e (h-h) and the interband coupling constants, respectively, and ω_p is the characteristic frequency of the exciton-assisted pairing. T_c generated by this mechanism is notoriously difficult to estimate, both due to the competition from structural and covalent instabilities in the particle-hole channel and the need to consider local-field contributions to $\epsilon(\mathbf{q}, \omega)$ [21]. Nevertheless, this option should be kept in mind as the experimental and theoretical investigations of Fe-based superconductivity continue in earnest.

In summary, we have constructed a simplified tight-binding model which we believe qualitatively describes the physics of FeAs layers in Fe-based superconductors. We evaluate analytically the elementary particle-hole response in charge, spin and multiband channels and use the results to discuss various features of the SDW/AF order and superconductivity. We stress the importance of puckering of As atoms in promoting d-electron itinerancy and argue that high T_c of Fe-based superconductors might be essentially tied to the multiband character of their Fermi surface. It is tempting to speculate that different T_c 's obtained for different rare-earth substitutions might be related to the different degree of puckering in FeAs layers.

The authors are grateful to I. Mazin, C. Broholm and C. L. Chien for useful discussions. This work was supported in part by the NSF grant DMR-0531159.

-
- [1] Y. Kamihara, *et al.*, J. Am. Chem. Soc. **128**, 10012 (2006).
 - [2] Y. Kamihara, *et al.*, J. Am. Chem. Soc. **130**, 3296 (2008).
 - [3] X. H. Chen, *et al.*, cond-mat/0803.3603; G. F. Chen, *et al.*, cond-mat/0803.3790; Z.-A. Ren, *et al.*, cond-mat/0803.4234; cond-mat/08034283.

- [4] P. Quebe, L. J. Terbüchte, and W. Jeitschko, *J. Alloy. Compd.* **302**, 70 (2000).
- [5] T. Li, cond-mat/0804.0536.
- [6] S. Lebègue, *Phys. Rev. B* **75**, 035110 (2007).
- [7] K. Haule, J. H. Shim, and G. Kotliar, cond-mat/0803.1279.
- [8] I. I. Mazin, *et al.*, cond-mat/0803.2740.
- [9] K. Kuroki, *et al.*, cond-mat/0803.3325.
- [10] C. Cao, P. J. Hirschfeld, and H.-P. Cheng, cond-mat/0803.3236.
- [11] S. Raghu, *et al.*, cond-mat/0804.1113.
- [12] M. M. Korshunov and I. Eremin, cond-mat/0804.1793.
- [13] C. de la Cruz, *et al.*, cond-mat/0804.0795.
- [14] Z. Tesanovic and V. Cvetkovic, unpublished.
- [15] T. Yildirim, cond-mat/0804.2252.
- [16] P. Chandra and B. Doucot, *Phys. Rev. B* **38**, 9335 (1988).
- [17] F. Ma, Z.-Y. Lu, T. Xiang, cond-mat/0804.3370.
- [18] D. J. Scalapino, E. Loh, Jr, and J. E. Hirsch, *Phys. Rev. B* **34**, 8190 (1986).
- [19] V. L. Ginzburg and D. A. Kirzhnits, *High-Temperature Superconductivity*, Consultants Bureau, New York, 1982.
- [20] H. Suhl, B. T. Matthias, and L. R. Walker, *Phys. Rev. Lett.* **3**, 552 (1959).
- [21] P. B. Littlewood, *Phys. Rev. B* **42**, 10075 (1990).