

On calculation of fluxbrane polynomials corresponding to classical series of Lie algebras

A. A. Golubtsova^{1,b} and V. D. Ivashchuk^{2,a,b}

(a) *Center for Gravitation and Fundamental Metrology, VNIIMS, 46 Ozyornaya Str., Moscow 119361, Russia*

(b) *Institute of Gravitation and Cosmology, Peoples' Friendship University of Russia, 6 Miklukho-Maklaya Str., Moscow 117198, Russia*

Abstract

We present a description of computational program (written in Maple) for calculation of fluxbrane polynomials corresponding to classical simple Lie algebras. These polynomials define certain special solutions to open Toda chain equations.

1 Introduction

In this paper we deal with a set of equations

$$\frac{d}{dz} \left(\frac{z}{H_s} \frac{d}{dz} H_s \right) = P_s \prod_{s'=1}^r H_{s'}^{-A_{ss'}}, \quad (1.1)$$

with the following boundary conditions imposed:

$$H_s(+0) = 1, \quad (1.2)$$

$s = 1, \dots, r$. Here the functions $H_s(z) > 0$ are defined on the interval $(0, +\infty)$, $P_s > 0$ for all s and $(A_{ss'})$ is the Cartan matrix for some finite dimensional simple Lie algebra \mathcal{G} of rank r ($A_{ss} = 2$ for all s).

The functions $H_s(z) > 0$ appear as moduli functions of generalized fluxbrane solutions obtained in [1]. Parameters P_s are proportional to brane charge density squared Q_s^2 and $z = \rho^2$, where ρ is a radial parameter. The boundary condition (1.2) guarantees the absence of singularity (in the metric) for $\rho = +0$. For fluxbrane solutions see [1], [3]-[11] and references therein. (The more general classes of solutions were described in [12, 13]). The simplest “fluxbrane” solution is a well-known Melvin solution [2] describing the gravitational field of a flux tube. The Melvin solution corresponds to the Lie algebra $A_1 = sl(2)$ of rank 1.

It was conjectured in [1] that eqs. (1.1), (1.2) have polynomial solutions

$$H_s(z) = 1 + \sum_{k=1}^{n_s} P_s^{(k)} z^k, \quad (1.3)$$

where $P_s^{(k)}$ are constants, $k = 1, \dots, n_s$. Here $P_s^{(n_s)} \neq 0$ and

$$n_s = 2 \sum_{s'=1}^r A^{ss'}. \quad (1.4)$$

¹siedhe@gmail.com

¹rusgs@phys.msu.ru

$s = 1, \dots, r$, where $(A^{ss'}) = (A_{ss'})^{-1}$. Integers n_s are components of the so-called twice dual Weyl vector in the basis of simple roots [14]. It was pointed in [1] that the conjecture on polynomial structure of H_s (suggested originally for semisimple Lie algebras) may be verified for A_n and C_n Lie algebras along a line as it was done for black-brane polynomials from [15] (see also [13]). In [1] certain examples of fluxbrane solutions corresponding to Lie algebras $A_1 \oplus \dots \oplus A_1$ and A_2 were presented.

The substitution of (1.3) into (1.1) gives an infinite chain of relations on parameters $P_s^{(k)}$ and P_s . The first relation in this chain

$$P_s = P_s^{(1)}, \quad (1.5)$$

$s = 1, \dots, r$, corresponds to z^0 -term in the decomposition of (1.1).

Special solutions. We note that for a special choice of P_s parameters: $P_s = n_s P$, $P > 0$, the polynomials have the following simple form [1]

$$H_s(z) = (1 + Pz)^{n_s}, \quad (1.6)$$

$s = 1, \dots, r$. This relation may be considered as nice tool for verification of general solutions obtained by either analytical or computer calculations.

Remark: open Toda chains. It should be also noted that a set of polynomials H_s define a special solution to the open Toda chain equations [16, 17, 18, 19] corresponding to the Lie algebra \mathcal{G}

$$\frac{d^2 q^s}{du^2} = -B_s \exp\left(\sum_{s'=1}^r A_{ss'} q^{s'}\right), \quad (1.7)$$

where $B_s = 4P_s$,

$$H_s = \exp(-q^s(u) - n_s u), \quad (1.8)$$

$s = 1, \dots, r$ and $z = e^{-2u}$.

In this paper we suggest a computational program for calculations of polynomials corresponding to classical series of simple Lie algebras.

2 Cartan matrices for classical simple Lie algebras

Here we list, for convenience, the Cartan matrices for all classical simple Lie algebras and inverse Cartan matrices as well.

In summary [14], there are four classical infinite series of simple Lie algebras, which are denoted by

$$A_r (r \geq 1), \quad B_r (r \geq 3), \quad C_r (r \geq 2), \quad D_r (r \geq 4). \quad (2.1)$$

In all cases the subscript denotes the rank of the algebra. The algebras in the infinite series of simple Lie algebras are called the classical (Lie) algebras. They are isomorphic to the matrix algebras

$$A_r \cong \mathfrak{sl}(r+1), \quad B_r \cong \mathfrak{so}(2r+1), \quad C_r \cong \mathfrak{sp}(r), \quad D_r \cong \mathfrak{so}(2r). \quad (2.2)$$

A_r **series.** Let $A = (A_{ss'})$ be $r \times r$ Cartan matrix for the Lie algebra $A_r = \mathfrak{sl}(r+1)$, $r \geq 1$. The Cartan matrices for A_r -series have the following form

$$(A_{ss'}) = \begin{pmatrix} 2 & -1 & 0 & \dots & 0 & 0 \\ -1 & 2 & -1 & \dots & 0 & 0 \\ 0 & -1 & 2 & \dots & 0 & 0 \\ \dots & \dots & \dots & \dots & \dots & \dots \\ 0 & 0 & 0 & \dots & 2 & -1 \\ 0 & 0 & 0 & \dots & -1 & 2 \end{pmatrix} \quad (2.3)$$

This matrix is described graphically by the Dynkin diagram pictured on Fig. 1.

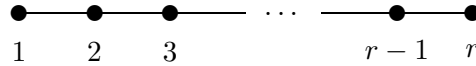


Fig. 1. *Dynkin diagram for A_r Lie algebra*

For $s \neq s'$, $A_{ss'} = -1$ if nodes s and s' are connected by a line on the diagram and $A_{ss'} = 0$ otherwise. Using the relation for the inverse matrix $A^{-1} = (A^{ss'})$ (see Sect.7.5 in [14])

$$A^{ss'} = \frac{1}{r+1} \min(s, s') [r+1 - \max(s, s')] \quad (2.4)$$

we may rewrite (1.4) as follows

$$n_s = s(r+1-s), \quad (2.5)$$

$s = 1, \dots, r$.

B_r **and** C_r **series.** For B_r -series we have the following Cartan matrices

$$(A_{ss'}) = \begin{pmatrix} 2 & -1 & 0 & \dots & 0 & 0 \\ -1 & 2 & -1 & \dots & 0 & 0 \\ 0 & -1 & 2 & \dots & 0 & 0 \\ \dots & \dots & \dots & \dots & \dots & \dots \\ 0 & 0 & 0 & \dots & 2 & -2 \\ 0 & 0 & 0 & \dots & -1 & 2 \end{pmatrix} \quad (2.6)$$

while for C_r -series the Cartan matrices read as follows

$$(A_{ss'}) = \begin{pmatrix} 2 & -1 & 0 & \dots & 0 & 0 \\ -1 & 2 & -1 & \dots & 0 & 0 \\ 0 & -1 & 2 & \dots & 0 & 0 \\ \dots & \dots & \dots & \dots & \dots & \dots \\ 0 & 0 & 0 & \dots & 2 & -1 \\ 0 & 0 & 0 & \dots & -2 & 2 \end{pmatrix} \quad (2.7)$$

Dynkin diagrams for these cases are pictured on Fig. 2.

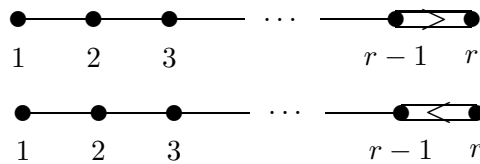


Fig. 2. *Dynkin diagrams for B_r and C_r Lie algebras, respectively*

In these cases we have the following formulas for inverse matrices $A^{-1} = (A^{ss'})$:

$$A^{ss'} = \begin{cases} \min(s, s') & \text{for } s \neq r, \\ \frac{1}{2}s' & \text{for } s = r, \end{cases} \quad A^{ss'} = \begin{cases} \min(s, s') & \text{for } s' \neq r, \\ \frac{1}{2}s & \text{for } s' = r \end{cases} \quad (2.8)$$

and relation (1.4) takes the form

$$n_s = \begin{cases} s(2r + 1 - s) & \text{for } s \neq r, \\ \frac{r}{2}(r + 1) & \text{for } s = r; \end{cases} \quad n_s = s(2r - s), \quad (2.9)$$

for B_r and C_r series, respectively, $s = 1, \dots, r$.

D_r series. For D_r -series the Cartan matrices read

$$(A_{ss'}) = \begin{pmatrix} 2 & -1 & 0 & \dots & 0 & 0 \\ -1 & 2 & -1 & \dots & 0 & 0 \\ 0 & -1 & 2 & \dots & 0 & 0 \\ \dots & \dots & \dots & \dots & \dots & \dots \\ 0 & 0 & 0 & \dots 2 & -1 & -1 \\ 0 & 0 & 0 & \dots -1 & 2 & 0 \\ 0 & 0 & 0 & \dots -1 & 0 & 2 \end{pmatrix} \quad (2.10)$$

We have the following Dynkin diagram for this case (Fig. 3):

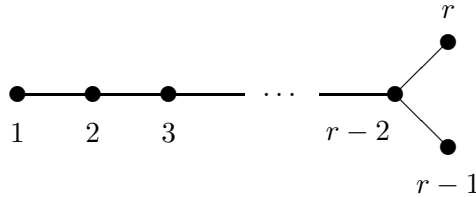


Fig. 3. *Dynkin diagram for D_r Lie algebra*

and formula for the inverse matrix $A^{-1} = (A^{ss'})$ [14]:

$$A^{ss'} = \begin{cases} \min(s, s') & \text{for } s, s' \notin \{r, r-1\}, \\ \frac{1}{2}s & \text{for } s \notin \{r, r-1\}, s' \in \{r, r-1\}, \\ \frac{1}{2}s' & \text{for } s \in \{r, r-1\}, s' \notin \{r, r-1\}, \\ \frac{1}{4}r & \text{for } s = s' = r \text{ or } s = s' = r-1, \\ \frac{1}{4}(r-2) & \text{for } s = r, s' = r-1 \text{ or vice versa.} \end{cases} \quad (2.11)$$

The relation (1.4) in this case reads

$$n_s = \begin{cases} s(2r - 1 - s) & \text{for } s \notin \{r, r-1\}, \\ \frac{r}{2}(r-1) & \text{for } s \in \{r, r-1\}, \end{cases} \quad (2.12)$$

$s = 1, \dots, r$.

For the simple Lie algebras of type A_r , D_r , all roots have the same length, and any two nodes of Dynkin diagram are connected by at most one line. In the other cases there are roots of two different lengths, the length of the long roots being $\sqrt{2}$ times the length of the short roots for B_r , C_r , respectively.

3 Computing of fluxbrane polynomials

At the moment the problem of finding all coefficients $P_s^{(k)}$ in polynomials H_s analytically is looking as too complicated one. Thereby it is essential to create a program, calculating all the coefficients required.

The algorithm of finding coefficients $P_s^{(k)}$ is the following one:

- we substitute the polynomials H_s into the set of differential equations (1.1) and reduce the differential equations to a set of algebraic equations for $P_s^{(k)}$ (expanding the equations into degrees of the variable z);
- the derived system of algebraic equations is solved in terms of the first coefficients $P_s^{(1)} = P_s$.

We choose the symbolic computational system Maple v.11.01. for implementation of the discussed algorithm. The standard Maple packages `LinearAlgebra` and `PolynomialTools` are used for working with matrices and polynomials appropriately. So let us start in the following way:

```
> with(LinearAlgebra):  
> with(PolynomialTools):
```

At the next step we need to specify the dimension of the Cartan matrix:

```
>S:=3:
```

Thus, the dimension of the Cartan matrix is 3. This variable (S) also determines the twice dual Weyl vector dimension and the number of the differential equations. A variable for the Lie algebra is entered similarly.

```
>algn:=bn:
```

Consequently, by default the program calculates the fluxbrane polynomials for the Lie algebra B_n with the Cartan matrix, the size of which is 3. We use the standard Maple function `Matrix` to declare the Cartan matrix.

```
>A:=Matrix(S,S):
```

It is more convenient to fill the Cartan matrix with the help of the separate procedure, which constructs matrix elements depending on the Lie algebras. Let us consider the procedure. There are three callable variables in it: a Lie algebra, the matrix size and the Cartan matrix itself.

```
>AlgLie:=proc(algn,S,CartA:=Matrix(S,S))
```

The matrix elements are constructed in compliance with Dynkin diagrams. Here we consider the construction of the matrix elements for the simple Lie algebras A_n , B_n , C_n and D_n . The following local variables are essential

```
local i,mu,nu;  
    i := 0; mu := 0; nu:=0;  
    mu := S-1; nu:=S-2;
```

where i is an iteration variable and μ, ν are variables for subscripting in B_n , C_n and D_n algebras. By default all elements of the matrix are zeros. Thereby it is necessary to fill only the elements different from null according to the Dynkin diagrams. Initially we fill in the main diagonal of the matrix, because it is identical to the Cartan matrix of any algebra.

```
for i to S do CartA[i, i] := 2 end do;
```

Then, using the conditional operator, we consequently take under consideration the condition on the matrix size and the fact of belonging to the Lie algebra. We begin with the A_n algebra.

```
if (S>=1) and algn=an then end if;
```

The elements of the secondary diagonals for A_n algebra equal -1 according to the Dynkin diagram. Firstly, we fill in the upper secondary diagonal, and then it is mirrored one. These actions are performed down inside the previous operator.

```
for i to S-1 do CartA[i, i+1] := -1 end do;
for i to S-1 do CartA[i+1, i] := CartA[i, i+1] end do;
```

The similar actions are run with the conditional operator for the B_n , in agreement with the Dynkin diagram for this algebra.

```
if (S>=3) and algn=bn then
  for i from 1 to (S - 1) do CartA[i+1,i]:=-1 end do;
  for i from 1 to (S - 2) do CartA[i,i+1]:=CartA[i+1,i] end do;
end if;
```

But under the Dynkin diagrams for the Lie algebras B_n and C_n , certain elements are different from -1 for the secondary diagonals. So, let us supplement the preceding lines with the following matrix element

```
CartA[mu,S]:=-2;
```

In much the same way we have for the Lie algebra C_n

```
if (S>=2) and algn=cn then
  for i to S-1 do CartA[i, i+1] := -1 end do;
  for i to S-2 do CartA[i+1, i] := CartA[i, i+1] end do;
  CartA[S, mu] := -2;
end if;
```

For the Lie algebra D_n certain non-diagonal elements of the Cartan matrix differ from *zero*, while some elements in the secondary diagonals are equal to *zero*. According to the Dynkin diagram for this algebra the elements of the Cartan matrix are defined in the following way

```
if (S>=4) and algn=dn then
  for i to S-2 do CartA[i, i+1] := -1 end do;
  for i to S-2 do CartA[i+1, i] := CartA[i, i+1] end do;
  CartA[S, nu] := CartA[mu, nu];
  CartA[nu, S] := CartA[S, nu];
end if;
```

We return the variable `CartA` and do not forget to set closing `end` at the end of the procedure. Thus, the Cartan matrix is filled, depending on the chosen algebra, by a call of this procedure with the appropriate parameters.

```
>AlgLie(algn, S, A);
```

$$A := \begin{bmatrix} 2 & -1 & 0 \\ -1 & 2 & -2 \\ 0 & -1 & 2 \end{bmatrix}$$

Further we declare the twice dual Weyl vector by means of the standard Maple procedure `Vector`.

```
>n := Vector[row](1 .. S):
```

The elements of the inverse Cartan matrix are necessary for calculating the twice dual Weyl vector's components. The matrix inversion is done by means of the standard Maple procedure `MatrixInverse`.

```
>A1 := MatrixInverse(A);
```

$$A1 := \begin{bmatrix} 1 & 1 & 1 \\ 1 & 2 & 2 \\ \frac{1}{2} & 1 & \frac{3}{2} \end{bmatrix}$$

We use the standard Maple procedure `add` for calculating the twice dual Weyl vector's components.

```
>for i to S do n[i] := 2*add(A1[i, j], j = 1 .. S) end do:
```

The coefficients $P_s^{(k)}$ are represented by a matrix. The number of rows of this matrix is the number of the differential equations (that is S), and the number of columns is the maximal component of the twice dual Weyl vector. But the twice dual Weyl vector was set by means of the procedure `Vector` and the vector must be converted into the list to find the maximal component of it using the standard Maple procedure `"max"`. This action is performed by means of the standard Maple procedure `convert`.

```
>maxel := max(convert(n, list)[]):
```

Now the matrix of the coefficients $P_s^{(k)}$ can be declared.

```
>P := array(1 .. S, 1 .. maxel):
```

Let us declare the matrix of the polynomials by means of the procedure `Vector`.

```
>H := Vector[row](1 .. S):
```

Each element of this matrix is defined according to the hypothesis in the following way:

```
>for i to S do H[i] := 1+add(P[i, k]*z^k, k = 1 .. n[i]) end do:
```

It's necessary to convert the elements of the matrices H and A into the indexed variables for correct calculations.

```
>for i to S do for j to S do a[i, j] := A[i, j] end do end do:
>for i to S do h[i] := H[i] end do:
```

Let us enter one more indexed variable $c_{i,v}$ for convenience.

```
>for i to S do for v to S do c[i, v] := h[v]^(-a[i, v]) end do end do:
```

We represent the set of equations as a matrix by the use of the procedure `Vector`. Now the system of the differential equations can be defined using the standard Maple procedure `diff`.

```
>equal := Vector[row](1 .. S):
>for i to S do
equal[i] := diff(z*(diff(H[i],z))/H[i],z)-P[i,1]*(product(c[i,m], m = 1..S))
end do:
```

The procedure `product` is the standard Maple procedure for a product. Further we enter two more matrices for simplified equations and numerators of these equations using the procedure `Vector`.

```
> simequal := Vector[row](1 .. S):
> newequal := Vector[row](1 .. S):
```

The first of these matrices is filled, collecting by degrees each of the equations by means of the standard procedures. The elements of the second matrix are turned out by selection of the numerators from the simplified equations.

```
> for i to S do simequal[i] := simplify(combine(value(equal[i]), power)) end do:
> for i to S do newequal[i] := numer(simequal[i]) end do:
```

It's necessary to find out the degrees of the numerators to collect the coefficients $P_s^{(k)}$ at various degrees of the variable z . So let us describe a matrix, which elements are the degrees of the variable z . The degrees are calculated by the standard Maple procedure `degree`.

```
> maxcoeff := Vector[row](1 .. S):
> for i to S do maxcoeff[i] := degree(newequal[i], z) end do:
```

We define a two-dimensional table (the standard Maple structure of data) for the system of algebraic equations and fill the table's elements in the following way:

```
> coefflist := table():
> for i to S do
  for c from 0 to maxcoeff[i] do
    coefflist[i, c] := coeff(newequal[i], z, c) = 0
  end do
end do:
```


The system should be converted into the list to solve it by means of the standard Maple procedure "solve". This action allows us to apply the function solve.

```
> Sys := convert(coefflist, list):
> sol := solve(Sys):
```

But the form of the answer is inconvenient. Thus substituting the answer into the polynomial form, we get

```
> trans := {seq(seq(P[i,j] = P[i,j], i = 1..S), j = 1..maxel)}:
> sol := simplify(map2(subs, trans, sol)):
> P1 := map2(subs, sol, evalm(P)):
> for i to S do H[i]:= 1+add(P1[i,k]*z^k, k = 1..n[i]) end do;
```

$$\begin{aligned}
H_1 &:= 1 + P_{1,1}z + \frac{1}{4}P_{1,1}P_{2,1}z^2 + \frac{1}{18}P_{1,1}P_{2,1}P_{3,1}z^3 + \frac{1}{144}P_{1,1}P_{2,1}P_{3,1}^2z^4 + \frac{1}{3600}P_{1,1}P_{2,1}^2P_{3,1}^2z^5 + \\
&\frac{1}{129600}P_{1,1}^2P_{2,1}^2P_{3,1}^2z^6, \\
H_2 &:= 1 + P_{2,1}z + \left(\frac{1}{4}P_{1,1}P_{2,1} + \frac{1}{2}P_{2,1}P_{3,1}\right)z^2 + \left(\frac{1}{9}P_{2,1}P_{3,1}^2 + \frac{2}{9}P_{1,1}P_{2,1}P_{3,1}\right)z^3 + \\
&\left(\frac{1}{144}P_{2,1}^2P_{3,1}^2 + \frac{1}{72}P_{1,1}P_{2,1}^2P_{3,1} + \frac{1}{16}P_{1,1}P_{2,1}P_{3,1}^2\right)z^4 + \frac{7}{600}P_{1,1}P_{2,1}^2P_{3,1}^2z^5 + \\
&\left(\frac{1}{1600}P_{1,1}P_{2,1}^3P_{3,1}^2 + \frac{1}{5184}P_{1,1}^2P_{2,1}^2P_{3,1}^2 + \frac{1}{2592}P_{1,1}P_{2,1}^2P_{3,1}^3\right)z^6 + \left(\frac{1}{16200}P_{1,1}P_{2,1}^3P_{3,1}^3 + \frac{1}{32400}P_{1,1}^2P_{2,1}^3P_{3,1}^2\right)z^7 + \\
&\left(\frac{1}{518400}P_{1,1}P_{2,1}^3P_{3,1}^4 + \frac{1}{259200}P_{1,1}^2P_{2,1}^3P_{3,1}^3\right)z^8 + \frac{1}{4665600}P_{1,1}^2P_{2,1}^3P_{3,1}^4z^9 + \frac{1}{466560000}P_{1,1}^2P_{2,1}^4P_{3,1}^4z^{10}, \\
H_3 &:= 1 + P_{3,1}z + \frac{1}{4}P_{2,1}P_{3,1}z^2 + \left(\frac{1}{36}P_{1,1}P_{2,1}P_{3,1} + \frac{1}{36}P_{2,1}P_{3,1}^2\right)z^3 + \frac{1}{144}P_{1,1}P_{2,1}P_{3,1}^2z^4 + \frac{1}{3600}P_{1,1}P_{2,1}^2P_{3,1}^2z^5 + \\
&\frac{1}{129600}P_{1,1}P_{2,1}^2P_{3,1}^3z^6.
\end{aligned}$$

It should be noted that throughout the program we use a slightly different notation for the first coefficients, i.e.

$$P_{s,1} = P_s. \quad (3.1)$$

4 Examples of polynomials

Here we present certain examples of polynomials corresponding to the Lie algebras A_1, A_2, A_3, B_3, C_2 and D_4 .

4.1 A_r -polynomials, $r = 1, 2, 3$.

A_1 -case. The simplest example occurs in the case of the Lie algebra $A_1 = sl(2)$. We get [1]

$$H_1(z) = 1 + P_1z. \quad (4.1)$$

A_2 -case. For the Lie algebra $A_2 = sl(3)$ with the Cartan matrix

$$(A_{ss'}) = \begin{pmatrix} 2 & -1 \\ -1 & 2 \end{pmatrix} \quad (4.2)$$

we have [1] $n_1 = n_2 = 2$ and

$$H_1 = 1 + P_1 z + \frac{1}{4} P_1 P_2 z^2, \quad (4.3)$$

$$H_2 = 1 + P_2 z + \frac{1}{4} P_1 P_2 z^2, \quad (4.4)$$

$s = 1, 2$.

A_3 -**case**. The polynomials for the A_3 -case read as follows

$$H_1 = 1 + P_1 z + \frac{1}{4} P_1 P_2 z^2 + \frac{1}{36} P_1 P_2 P_3 z^3, \quad (4.5)$$

$$H_2 = 1 + P_2 z + \left(\frac{1}{4} P_1 P_2 + \frac{1}{4} P_2 P_3 \right) z^2 + \frac{1}{9} P_1 P_2 P_3 z^3 \\ + \frac{1}{144} P_1 P_2^2 P_3 z^4, \quad (4.6)$$

$$H_3 = 1 + P_3 z + \frac{1}{4} P_2 P_3 z^2 + \frac{1}{36} P_1 P_2 P_3 z^3. \quad (4.7)$$

4.2 B_3 -polynomials

For the Lie algebra B_3 we get the following polynomials

$$H_1 = 1 + P_1 z + \frac{1}{4} P_1 P_2 z^2 + \frac{1}{18} P_1 P_2 P_3 z^3 + \frac{1}{144} P_1 P_2 P_3^2 z^4 + \frac{1}{3600} P_1 P_2^2 P_3^2 z^5 \\ + \frac{1}{129600} P_1^2 P_2^2 P_3^2 z^6, \quad (4.8)$$

$$H_2 = 1 + P_2 z + \left(\frac{1}{4} P_1 P_2 + \frac{1}{2} P_2 P_3 \right) z^2 + \left(\frac{1}{9} P_2 P_3^2 + \frac{2}{9} P_1 P_2 P_3 \right) z^3 + \left(\frac{1}{144} P_2^2 P_3^2 \right. \\ + \frac{1}{72} P_1 P_2^2 P_3 + \frac{1}{16} P_1 P_2 P_3^2 \left. \right) z^4 + \frac{7}{600} P_1 P_2^2 P_3^2 z^5 + \left(\frac{1}{1600} P_1 P_2^3 P_3^2 + \frac{1}{5184} P_1^2 P_2^2 P_3^2 \right. \\ + \frac{1}{2592} P_1 P_2^2 P_3^3 \left. \right) z^6 + \left(\frac{1}{16200} P_1 P_2^3 P_3^3 + \frac{1}{32400} P_1^2 P_2^3 P_3^2 \right) z^7 + \left(\frac{1}{518400} P_1 P_2^3 P_3^4 \right. \\ + \frac{1}{259200} P_1^2 P_2^3 P_3^3 \left. \right) z^8 + \frac{1}{4665600} P_1^2 P_2^3 P_3^4 z^9 + \frac{1}{466560000} P_1^2 P_2^4 P_3^4 z^{10}, \quad (4.9)$$

$$H_3 = 1 + P_3 z + \frac{1}{4} P_2 P_3 z^2 + \left(\frac{1}{36} P_1 P_2 P_3 + \frac{1}{36} P_2 P_3^2 \right) z^3 + \frac{1}{144} P_1 P_2 P_3^2 z^4 \\ + \frac{1}{3600} P_1 P_2^2 P_3^2 z^5 + \frac{1}{129600} P_1 P_2^2 P_3^3 z^6. \quad (4.10)$$

4.3 C_2 -polynomials

For the Lie algebra $C_2 = so(5)$ with the Cartan matrix

$$(A_{ss'}) = \begin{pmatrix} 2 & -1 \\ -2 & 2 \end{pmatrix} \quad (4.11)$$

we get from (1.4) $n_1 = 3$ and $n_2 = 4$.

For C_2 -polynomials we obtain in agreement with [11]

$$H_1 = 1 + P_1 z + \frac{1}{4} P_1 P_2 z^2 + \frac{1}{36} P_1^2 P_2 z^3, \quad (4.12)$$

$$H_2 = 1 + P_2 z + \frac{1}{2} P_1 P_2 z^2 + \frac{1}{9} P_1^2 P_2 z^3 + \frac{1}{144} P_1^2 P_2^2 z^4. \quad (4.13)$$

4.4 D_4 -polynomials

For the Lie algebra D_4 we find the following set of polynomials

$$H_1 = 1 + P_1 z + \frac{1}{4} P_1 P_2 z^2 + \left(\frac{1}{36} P_1 P_2 P_3 + \frac{1}{36} P_1 P_2 P_4 \right) z^3 + \frac{1}{144} P_1 P_2 P_3 P_4 z^4 \quad (4.14)$$

$$+ \frac{1}{3600} P_1 P_2^2 P_3 P_4 z^5 + \frac{1}{129600} P_1^2 P_2^2 P_3 P_4 z^6,$$

$$H_2 = 1 + P_2 z + \left(\frac{1}{4} P_1 P_2 + \frac{1}{4} P_2 P_3 + \frac{1}{4} P_2 P_4 \right) z^2 + \left(\frac{1}{9} P_1 P_2 P_3 + \frac{1}{9} P_1 P_2 P_4 \right. \quad (4.15)$$

$$+ \left. \frac{1}{9} P_2 P_3 P_4 \right) z^3 + \left(\frac{1}{144} P_1 P_2^2 P_3 + \frac{1}{144} P_1 P_2^2 P_4 + \frac{1}{144} P_2^2 P_3 P_4 + \frac{1}{16} P_1 P_2 P_3 P_4 \right) z^4$$

$$+ \frac{7}{600} P_1 P_2^2 P_3 P_4 z^5 + \left(\frac{1}{1600} P_1 P_2^3 P_3 P_4 + \frac{1}{5184} P_1 P_2^2 P_3^2 P_4 + \frac{1}{5184} P_1^2 P_2^2 P_3 P_4 \right.$$

$$+ \left. \frac{1}{5184} P_1 P_2^2 P_3 P_4^2 \right) z^6 + \left(\frac{1}{32400} P_1^2 P_2^3 P_3 P_4 + \frac{1}{32400} P_1 P_2^3 P_3 P_4^2 + \frac{1}{32400} P_1 P_2^3 P_3^2 P_4 \right) z^7$$

$$+ \left(\frac{1}{518400} P_1^2 P_2^3 P_3 P_4^2 + \frac{1}{518400} P_1^2 P_2^3 P_3^2 P_4 + \frac{1}{518400} P_1 P_2^3 P_3^2 P_4^2 \right) z^8$$

$$+ \frac{1}{4665600} P_1^2 P_2^3 P_3^2 P_4^2 z^9 + \frac{1}{46656000} P_1^2 P_2^4 P_3^2 P_4^2 z^{10},$$

$$H_3 = 1 + P_3 z + \frac{1}{4} P_2 P_3 z^2 + \left(\frac{1}{36} P_1 P_2 P_3 + \frac{1}{36} P_2 P_3 P_4 \right) z^3 + \frac{1}{144} P_1 P_2 P_3 P_4 z^4 \quad (4.16)$$

$$+ \frac{1}{3600} P_1 P_2^2 P_3 P_4 z^5 + \frac{1}{129600} P_1 P_2^2 P_3^2 P_4 z^6,$$

$$H_4 = 1 + P_4 z + \frac{1}{4} P_2 P_4 z^2 + \left(\frac{1}{36} P_1 P_2 P_4 + \frac{1}{36} P_2 P_3 P_4 \right) z^3 + \frac{1}{144} P_1 P_2 P_3 P_4 z^4 \quad (4.17)$$

$$+ \frac{1}{3600} P_1 P_2^2 P_3 P_4 z^5 + \frac{1}{129600} P_1 P_2^2 P_3 P_4^2 z^6.$$

5 Some relations between polynomials

Let us denote the set of polynomials corresponding to a set of parameters $P_1 > 0, \dots, P_r > 0$ as following

$$H_s = H_s(z, P_1, \dots, P_r; A), \quad (5.1)$$

$s = 1, \dots, r$, where $A = A[\mathcal{G}]$ is the Cartan matrix corresponding to a (semi)simple Lie algebra \mathcal{G} .

5.1 C_{n+1} -polynomials from A_{2n+1} -ones

The set of polynomials corresponding to the Lie algebra C_{n+1} may be obtained from the set of polynomials corresponding to the Lie algebra A_{2n+1} according to the following relations

$$H_s(z, P_1, \dots, P_{n+1}; A[C_{n+1}]) = H_s(z, P_1, \dots, P_{n+1}, P_{n+2} = P_n, \dots, P_{2n+1} = P_1; A[A_{2n+1}]), \quad (5.2)$$

$s = 1, \dots, n+1$, i.e. the parameters $P_1, \dots, P_{n+1}, P_{n+2}, \dots, P_{2n+1}$ are identified symmetrically w.r.t. P_{n+1} . See Dynkin diagrams on Figs. 1-2. Relation (5.2) may be verified using the program from the Section 3. (For the case $n = 1$ see formulas from the previous section.)

5.2 B_n -polynomials from D_{n+1} -ones

The set polynomials corresponding to the Lie algebra B_n may be obtained from the set of polynomials corresponding to the Lie algebra D_{n+1} according to the following relation

$$H_s(z, P_1, \dots, P_n; A[B_n]) = H_s(z, P_1, \dots, P_n, P_{n+1} = P_n; A[D_{n+1}]), \quad (5.3)$$

$s = 1, \dots, n$, i.e. the parameters P_n and P_{n+1} are identified. See Dynkin diagrams on Figs. 2-3. Relation (5.3) may be verified using the program from the Section 3. (For the case $n = 3$ see formulas from the previous section.)

5.3 Reduction formulas

Here we denote the Cartan matrix as follows: $A = A_\Gamma$, where Γ is the related Dynkin graph. Let i be a node of Γ . Let us denote by Γ_i a Dynkin graph (corresponding to a certain semi-simple Lie algebra) that is obtained from Γ by erasing all lines that have endpoints at i . It may be verified (e.g. by using the program) that the following reduction formulae are valid

$$H_s(z, P_1, \dots, P_i = 0, \dots, P_r; A_\Gamma) = H_s(z, P_1, \dots, P_i = 0, \dots, P_r; A_{\Gamma_i}), \quad (5.4)$$

$s = 1, \dots, r$. Moreover,

$$H_i(z, P_1, \dots, P_i = 0, \dots, P_r; A_\Gamma) = 1. \quad (5.5)$$

This means that setting $P_i = 0$ we reduce the set of polynomials by replacing the the Cartan matrix A_Γ by the Cartan matrix A_{Γ_i} . In this case the polynomial $H_i = 1$ corresponds to A_1 -subalgebra (depicted by the node i) and the parameter $P_i = 0$.³

As an example of reduction formulas we present the following relations

$$H_s(z, P_1, \dots, P_n, P_{n+1} = 0; A[\mathcal{G}]) = H_s(z, P_1, \dots, P_n; A[A_n]), \quad (5.6)$$

$s = 1, \dots, n$, for $\mathcal{G} = A_{n+1}, B_{n+1}, C_{n+1}, D_{n+1}$ with appropriate restrictions on n (see (2.1)). In writing relation (5.4) we use the numbering of nodes in agreement with the Dynkin diagrams depicted on Figs. 1-3.

The reduction formulas (5.5) for A_5 -polynomials with $P_3 = 0$ are depicted on Fig. 4. The reduced polynomials are coinciding with those corresponding to semisimple Lie algebra $A_2 \oplus A_1 \oplus A_2$.

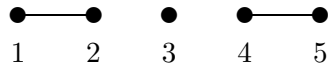


Fig. 4. Dynkin diagram for semisimple Lie algebra $A_2 \oplus A_1 \oplus A_2$ describing the set of A_5 -polynomials with $P_3 = 0$

³The analytical proof of the relations (5.2)-(5.4) will be given in a separate publication

6 Conclusions

Here we have presented a description of computational program (written in Maple) for calculation of fluxbrane polynomials related to classical simple Lie algebras. (Generalization to semisimple Lie algebras is a straightforward one.) This program gives by product a verification of the conjecture suggested previously in [1]. The polynomials considered above define special solutions to open Toda chain equations corresponding to simple Lie algebras that may be of interest for certain applications of Toda chains.

We have also considered (without proof) certain relations between polynomials, e.g. so-called reduction formulas. These relations tells us that the most important is the calculation of D_n -polynomials, since all other polynomials (e.g. A_n -, B_n - and C_n -ones) may be obtained from D_n -series of polynomials by using certain reduction formulas.

A calculation of polynomials corresponding to exceptional Lie algebras (i.e. G_2 , F_4 , E_6 , E_7 and E_8) will be considered in a separate publications. (The G_2 -polynomials were obtained earlier in [11].)

Acknowledgments

This work was supported in part by the Russian Foundation for Basic Research grant Nr. 07 – 02 – 13624 – *ofits* and by a grant of People Friendship University (NPK MU).

References

- [1] V.D. Ivashchuk, Composite fluxbranes with general intersections, *Class. Quantum Grav.*, **19**, 3033-3048 (2002); hep-th/0202022.
- [2] M.A. Melvin, Pure magnetic and electric geons, *Phys. Lett.* **8**, 65 (1964).
- [3] G.W. Gibbons and D.L. Wiltshire, Spacetime as a membrane in higher dimensions, *Nucl. Phys.* **B 287**, 717-742 (1987); hep-th/0109093.
- [4] G. Gibbons and K. Maeda, Black holes and membranes in higher dimensional theories with dilaton fields, *Nucl. Phys.* **B 298**, 741-775 (1988).
- [5] D.V. Gal'tsov and O.A. Rytchkov, Generating branes via sigma models, *Phys. Rev.* **D 58**, 122001 (1998); hep-th/9801180.
- [6] C.-M. Chen, D.V. Gal'tsov and S.A. Sharakin, Intersecting M -fluxbranes, *Grav. Cosmol.* **5**, No 1 (17), 45-48 (1999); hep-th/9908132.
- [7] M.S. Costa and M. Gutperle, The Kaluza-Klein Melvin solution in M-theory, *JHEP* **0103**, 027 (2001); hep-th/0012072.
- [8] P.M. Saffin, Gravitating fluxbranes, *Phys. Rev.* **D 64**, 024014 (2001); gr-qc/0104014.
- [9] M. Gutperle and A. Strominger, Fluxbranes in string theory, *JHEP* **0106**, 035 (2001); hep-th/0104136.
- [10] C.M. Chen, D.V. Gal'tsov and P.M. Saffin, Supergravity fluxbranes in various dimensions, *Phys. Rev.* **D 65**, 084004 (2002); hep-th/0110164.

- [11] I.S. Goncharenko, V. D. Ivashchuk and V.N. Melnikov, Fluxbrane and S-brane solutions with polynomials related to rank-2 Lie algebras, *Grav. Cosmol.* **13**, No. 4 (52), 262-266 (2007); math-ph/0612079.
- [12] V.D. Ivashchuk and S.-W. Kim, Solutions with intersecting p-branes related to Toda chains, *J. Math. Phys.* **41**, 444-460 (2000); hep-th/9907019.
- [13] V.D. Ivashchuk and V.N. Melnikov, Exact solutions in multidimensional gravity with antisymmetric forms, topical review, *Class. Quantum Grav.*, **18** R87-R152 (2001); hep-th/0110274.
- [14] J. Fuchs and C. Schweigert, Symmetries, Lie algebras and Representations. A graduate course for physicists (Cambridge University Press, Cambridge, 1997).
- [15] V.D. Ivashchuk and V.N. Melnikov, P-brane black Holes for General Intersections, *Grav. Cosmol.*, **5**, No 4 (20), 313-318 (1999); gr-qc/0002085;
V.D. Ivashchuk and V.N. Melnikov, Black hole p-brane solutions for general intersection rules, *Grav. Cosmol.*, **6**, No 1 (21), 27-40 (2000); hep-th/9910041;
V.D. Ivashchuk and V.N. Melnikov, Toda p-brane black holes and polynomials related to Lie algebras, *Class. Quantum Grav.*, **17**, 2073-2092 (2000); math-ph/0002048.
- [16] M. Toda, Theory of Nonlinear Lattices, Springer-Verlag, Berlin, 1981.
- [17] O.I. Bogoyavlensky , *Commun. Math. Phys.* **51**, 201 (1976).
- [18] B. Kostant , *Adv. in Math.* **34**, 195 (1979).
- [19] M.A. Olshanetsky, A.M. Perelomov, *Invent. Math.*, **54**, 261 (1979).