

Matrix product state approach for a two-lead, multi-level Anderson impurity model

A. Holzner,^{1,2} A. Weichselbaum,¹ and Jan von Delft¹

¹*Physics Department, Arnold Sommerfeld Center for Theoretical Physics, and Center for NanoScience, Ludwig-Maximilians-Universität München, D-80333 München, Germany*

²*Institute for Theoretical Physics C, RWTH Aachen, D-52056 Aachen, Germany*

(Date: April 3, 2008)

We exploit the common mathematical structure of the numerical renormalization group and the density matrix renormalization group, namely matrix product states, to implement an efficient numerical treatment of a two-lead, multi-level Anderson impurity model. By adopting a star-like geometry, where each species (spin and lead) of conduction electrons is described by its own Wilson chain, instead of using a single Wilson chain for all species together, we achieve a very significant reduction in the numerical resources required to obtain reliable results. We illustrate the power of this approach by calculating some ground state properties of a four-level quantum dot coupled to two leads. The success of this proof-of-principle calculation suggests that the star geometry constitutes a promising strategy for future calculations of the ground state properties of multi-band, multi-level quantum impurity models.

PACS numbers: 78.20.Bh, 02.70.+c, 72.15.Qm, 75.20.Hr

I. INTRODUCTION

A very successful method for solving quantum impurity models is Wilson’s numerical renormalization group^{1,2,3} (NRG). Recently, it has been pointed out⁴ that the approximate eigenstates of the Hamiltonian produced by NRG have the structure of matrix product states (MPS).⁵ This observation established a structural relation between NRG and the density matrix renormalization group (DMRG),^{6,7,8} because the states produced by the latter likewise have the form of MPS.^{9,10,11,12,13}

This structural relation between NRG and DMRG has opened up very interesting perspectives for combining advantageous features of both methods. In particular, the fact that DMRG, in essence, is a method for variationally optimizing MPSs^{9,12,13} can be used to devise a corresponding variational treatment of quantum impurity models.^{4,14} This has the advantage that MPSs with much richer, more complex structures can be adopted than those produced by standard NRG, entailing a much more efficient use of numerical resources. Concretely, the dimension D of the matrices from which the MPS is constructed can be reduced very significantly, typically by several orders of magnitude. As a result, it becomes feasible to study complex quantum impurity problems that would be very challenging for standard NRG.

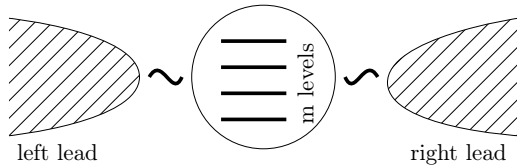


Fig. 1: Quantum dot coupled to two leads

In this Paper, we illustrate this idea by calculating ground state properties of a multi-level quantum dot cou-

pled to two spinful leads. Standard NRG treats the latter as a single quantum chain with 2^4 states per site (to account for 2 spin and 2 lead degrees of freedom), for which one typically needs $D \gtrsim 4000$ to achieve satisfactory results. In contrast to the latter “single-chain geometry”, we adopt here a MPS with a “star geometry”, involving 4 separate chains, each with only 2 states per site, and variationally optimize one chain after the other. This enables us to obtain good results using matrices with D ranging between 16 and 36. This tremendous reduction of numerical memory resources relative to standard NRG illustrates the increased numerical efficiency alluded to above.

This paper is structured as follows. In Section II we briefly review why standard NRG produces MPSs with a single-chain geometry and advocate the adoption of MPSs with an alternative star-geometry. In Section III, we describe how a star-MPS representation of the ground state can be determined by variationally minimizing its energy. Finally, Section IV presents proof-of-principle calculations of some ground state properties and comparisons thereof to NRG results.

II. MATRIX PRODUCT STATE ANSATZ

A. Model

We study a multi-level, two-lead Anderson impurity model described by the following Hamiltonian:

$$H = H_{\text{dot}} + H_{\text{int}} + H_{\text{leads}} + H_{\text{coupling}}, \quad (1)$$

where H_{dot} describes the Eigenenergies of the m dot levels

$$H_{\text{dot}} = \sum_{i=1}^m \sum_{s=\uparrow, \downarrow} \epsilon_{is} d_{is}^\dagger d_{is}, \quad (2)$$

H_{int} the Coulomb interaction on the dot

$$H_{\text{int}} = \frac{U}{2} \sum_{(i,s) \neq (j,s')} d_{is}^\dagger d_{is} d_{js'}^\dagger d_{js'}, \quad (3)$$

H_{leads} the free lead Hamiltonian for N_1 leads ($\alpha = 1, \dots, N_1$)

$$H_{\text{leads}} = \sum_{\bar{k}\alpha s} \epsilon_{\bar{k}} c_{\bar{k}\alpha s}^\dagger c_{\bar{k}\alpha s}, \quad (4)$$

and H_{coupling} the coupling between the dot levels and the leads

$$H_{\text{coupling}} = \sum_{i\bar{k}\alpha s} V_{i\alpha} \left(d_{is}^\dagger c_{\bar{k}\alpha s} + c_{\bar{k}\alpha s}^\dagger d_{is} \right). \quad (5)$$

At a late stage of this work we became aware of work of Kashcheyevs et al.¹⁵ suggesting to perform a singular value decomposition on H_{coupling} which has the merit of decoupling some levels from some leads. Applying this idea to our system should also give some improvement in numerical efficiency. In general, however, all the levels will remain to be coupled to all leads.

Following Wilson¹, we adopt a logarithmic discretization of the conduction bands and tridiagonalize $H_{\text{leads}} + H_{\text{coupling}}$. As a result, the dot, represented by the ‘‘dot site’’, is coupled to the first sites of $2N_{rml}$ separate ‘‘Wilson’’ chains, labelled by (α, s)

$$H_{\text{coupling}} = W \sum_{i\alpha s} \sqrt{\frac{2\Gamma_{i\alpha}}{\pi W}} \left(f_{0\alpha s}^\dagger d_{is} + d_{is}^\dagger f_{0\alpha s} \right) \quad (6)$$

$$H_{\text{leads}} = W \sum_{\alpha s} \frac{1}{2} (1 + \Lambda^{-1}) \sum_{n=0}^{L-1} \Lambda^{-\frac{n}{2}} \xi_n \left(f_{n\alpha s}^\dagger f_{(n+1)\alpha s} + \text{h.c.} \right). \quad (7)$$

Here $\xi_n = (1 - \Lambda^{-n-1})(1 - \Lambda^{-2n-1})^{-\frac{1}{2}}(1 - \Lambda^{-2n-3})^{-\frac{1}{2}}$ are coefficients of order 1, $\Gamma_{i\alpha} = \pi\rho V_{i\alpha}^2$ the hybridization, ρ is the density of states and $2W$ the bandwidth of the conduction bands of the leads centered at the Fermi edge. We set the NRG discretization parameter $\Lambda = 2$ throughout this paper. The length L of the Wilson chain determines the energy resolution with which the lowest-lying eigenstates of the chain are resolved. We typically choose $L = 60$.

A standard NRG treatment of this model would combine all four Wilson chains into a single one, whose sites are labelled by a single site index $k = 0, \dots, L$ (see Fig. 3(a)). Each site would represent a 2^{2N_1} -dimensional local state space, consisting of the set of states $\{|\sigma_k\rangle\}$, where the state label σ_k takes on 2^{2N_1} different values. Then one proceeds to diagonalize the Hamiltonian iteratively, as follows: Suppose a short Wilson chain up to and including site $k - 1$ has been diagonalized exactly, yielding a set of eigenstates $|i_k\rangle \in \text{span}\{ \{|\sigma_1\rangle\} \otimes \{|\sigma_2\rangle\} \otimes \dots \otimes \{|\sigma_{k-1}\rangle\} \}$. Then one adds

the next site, k , to the chain, thereby enlarging the Hilbert space by a factor of 2^{2N_1} , diagonalizes the Hamiltonian in this enlarged space, and truncates by discarding all but the lowest D eigenstates of the Hamiltonian. The latter can in general be written as linear combinations of

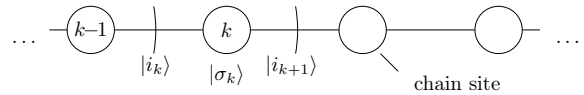


Fig. 2: Iterative generation of matrix product states for a chain.

the following form (illustrated in Fig. 2):

$$|i_{k+1}\rangle = \sum_{i_k, \sigma_k} A_{i_k, i_{k+1}}^{[\sigma_k]} |i_k\rangle |\sigma_k\rangle, \quad (8)$$

Iterating this procedure up to and including site L produces eigenstates of the form

$$|i_{L+1}\rangle = A_{i_k, i_{k+1}}^{[\sigma_k]} \dots A_{i_L, i_{L+1}}^{[\sigma_L]} |i_k\rangle |\sigma_k\rangle \dots |\sigma_L\rangle, \quad (9)$$

where sums over repeated indices are implied. Since such states are completely characterized by sums over products of matrices, they have come to be known as matrix product states. The form of these MPS produced by NRG is analogous to the state for a chain as shown in Fig. 4.

B. Star geometry

One limiting factor for the accuracy of the NRG approach is that a certain amount of information is lost at each iteration step due to truncation. In general, for a system with N_1 bands (in the two-lead case which we will investigate below, $N_1 = 2$), the dimension of the effective Hilbert space is enlarged from D to $D2^{2N_1}$ upon adding a new site to the Wilson chain. Thus, the larger N_1 , the more information is lost during the subsequent truncation of the Hilbert space back to dimension D , and the less accurate the NRG treatment is expected to be.

The main goal of the present paper is to illustrate that a very significant improvement of efficiency can be obtained as follows: instead of combining all $2N_1$ chains into a single Wilson chain of local dimension 2^{2N_1} (‘‘single-chain geometry’’), we shall treat them as separate chains, each with local dimension 2 and each coupled to the same set of dot levels (‘‘star geometry’’, see Fig. 3(b)). Although the total number of sites thereby increases from $\mathcal{O}(L)$ to $\mathcal{O}(N_1 L)$, the dimension of the local state space *per site* is reduced from 2^{2N_1} to 2. We find that, due to the latter fact, the dimension D of the constituent matrices in the star-MPS can be chosen to be significantly smaller than in the chain-MPS.

The change from single-chain to star geometry, however, necessitates a change in truncation strategy, for the

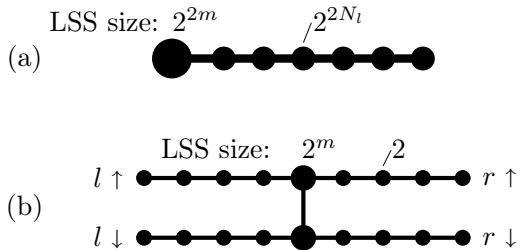


Fig. 3: (a) Single chain geometry: a single Wilson chain of local dimension 2^{2N_l} coupled to one dot site of local dimension 2^{2m} . (b) Star geometry: $2N_l$ Wilson chains (here $N_l = 2$, $\alpha = l, r$), each with local dimensions 2, coupled to two dot sites of local dimension 2^m .

following reason: In contrast to the single-chain geometry, where each site represents a definite energy scale, in the star geometry a given scale is represented by a set of $2N_l$ sites, one on each of the star's chains, i.e., at locations that are widely "separated" from each other on the star. Therefore, a truncation scheme based on energy scale separation, such as that used by standard NRG, can no longer be applied. Instead, we shall simply minimize⁴ the expectation value of the Hamiltonian within the space of all MPSs with the same star structure. This can be done efficiently by optimizing the matrices in the star-MPS one site at a time, and sweeping through all sites until convergence.

To be explicit, we construct our star-MPS for the two-lead system as follows. In total $4 = 2N_l$ ($N_l = 2$) Wilson chains are connected to the dot. Each of these chains is very similar to the NRG MPS from above, except that the local state space (LSS) is only of dimension 2. To simplify the notation we drop the labels α and s whenever possible and incorporate them into the site index k , which from now on will be taken to uniquely determine a site in the whole star structure. σ_k still labels the LSS at site k . With this every Wilson chain can be represented as (see Fig. 4)

$$|o_0\rangle = A_{o_0 o_1}^{[\sigma_1]} A_{o_1 o_2}^{[\sigma_2]} \dots A_{o_{L-1} o_L}^{[\sigma_L]} |\sigma_1\rangle |\sigma_2\rangle \dots |\sigma_L\rangle, \quad (10a)$$

$$= \left(\prod_{k=1}^L A^{[\sigma_k]} \right) |\vec{\sigma}\rangle \quad (10b)$$

where $|\vec{\sigma}\rangle = |\sigma_1\rangle |\sigma_2\rangle \dots |\sigma_L\rangle$. Here the label o stands for "outer", for reasons that will become clear below. We introduce an intuitive graphical representation for these MPS. Every A will be represented by a box and every index of A is depicted by a line attached to the box. For matrix products or other index summations the corresponding lines are connected. Using this representation, a single chain can be depicted as in Fig. 4.

The fact that the Hamiltonian does not contain terms that flip spin up to down or vice versa, suggests representing the dot state space by two separate sites, representing all dot states having spin up or down, respectively (see Fig. 3(b)). Correspondingly, we also introduce two types

$$|o_0\rangle = o_0 - \boxed{A_1} - \boxed{A_2} - \dots - \boxed{A_{L-1}} - \boxed{A_L}$$

$|\sigma_1\rangle \quad |\sigma_2\rangle \quad \dots \quad |\sigma_{L-1}\rangle \quad |\sigma_L\rangle$

Fig. 4: Graphical representation of Eq. (10a)

of dot matrices, $A^{[\sigma_{0\uparrow}]}$ and $A^{[\sigma_{0\downarrow}]}$, which carry an extra index v that is being summed over to link the spin up and down subsystems. So we arrive at the star-like structure of Fig. 5 with two linked dot matrices (one for each spin), and two leads (left and right) attached to each:

$$|\psi\rangle = \begin{pmatrix} \prod_{k_{l\uparrow}} A^{[\sigma_{k_{l\uparrow}]}} \\ o_{l\uparrow} \end{pmatrix} A_{o_{l\uparrow} o_{r\uparrow} v}^{[\vec{\sigma}_{0\uparrow}]} \begin{pmatrix} \prod_{k_{r\uparrow}} A^{[\sigma_{k_{r\uparrow}]}} \\ o_{r\uparrow} \end{pmatrix} \quad (11)$$

$$\begin{pmatrix} \prod_{k_{l\downarrow}} A^{[\sigma_{k_{l\downarrow}]}} \\ o_{l\downarrow} \end{pmatrix} A_{o_{l\downarrow} o_{r\downarrow} v}^{[\vec{\sigma}_{0\downarrow}]} \begin{pmatrix} \prod_{k_{r\downarrow}} A^{[\sigma_{k_{r\downarrow}]}} \\ o_{r\downarrow} \end{pmatrix}$$

$$|\vec{\sigma}_{l\uparrow}\rangle |\vec{\sigma}_{0\uparrow}\rangle |\vec{\sigma}_{r\uparrow}\rangle |\vec{\sigma}_{l\downarrow}\rangle |\vec{\sigma}_{0\downarrow}\rangle |\vec{\sigma}_{r\downarrow}\rangle.$$

This star-like structure basically consists of two y-junctions, as discussed by Guo and White,¹⁶ next to each other.

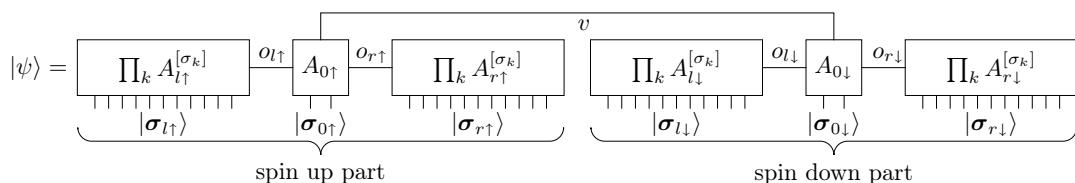


Fig. 5: MPS representation for a quantum dot coupled to two spinful leads. The lead chains are combined to big boxes for clarity. The indices of the dot matrices are labelled explicitly.

Hiding the explicit structure (11) of the MPS as illustrated in Fig. 5, we can write a state symbolically as

$$|\psi\rangle = \left(\prod_k A^{[\sigma_k]} \right) |\vec{\sigma}\rangle. \quad (12)$$

We call (12) the global representation of $|\psi\rangle$.

An important point to note is that this system is still effectively 1-dimensional, in the sense that if we cut out a given site, the system breaks apart into two (or three in case of a dot site) disjoint parts. We shall call the one containing the dot sites the “inner” part, the other one the “outer” part. As a consequence, it is possible to also give a “local” description of $|\psi\rangle$ of the form

$$|\psi\rangle = A_{i_k, o_k}^{[\sigma_k]} |i_k\rangle |\sigma_k\rangle |o_k\rangle, \quad (13)$$

where $\{|\sigma_k\rangle\}$ represents the LSS of the chosen site, $\{|i_k\rangle\}$ is an orthonormal set of states representing the inner part of the star with respect to the chosen site k , and $\{|o_k\rangle\}$ is an orthonormal set of states representing the outer part of the star.

III. VARIATIONAL SITE OPTIMIZATION SCHEME

We will use the MPS of Fig. 5 as an Ansatz for the ground state of our system. In order to find the ground state we need to calculate the MPS $|\psi\rangle$ that minimizes the energy $E = \langle\psi|H|\psi\rangle$ with the constraint of keeping the norm of $|\psi\rangle$ constant.⁴ Using λ as Lagrange multiplier ensuring normalization we arrive at the following minimization problem:

$$\min_{|\psi\rangle} (\langle\psi|H|\psi\rangle - \lambda\langle\psi|\psi\rangle). \quad (14)$$

The key idea of the variational MPS optimization is to optimize every single A -matrix of $|\psi\rangle$ separately until the ground state energy has converged. Therefore we insert the local MPS description from (13) into (14) and obtain

$$\min_{A_k} \left(A_{i'o'}^{[\sigma_k]*} H_{(i'o', (i\sigma_k o))} A_{io}^{[\sigma_k]} - \lambda A_{io}^{[\sigma_k]*} A_{io}^{[\sigma_k]} \right), \quad (15)$$

where $H_{(i'o', (i\sigma_k o))}$ are the Hamilton matrix elements in the current effective bases

$$H_{(i'o', (i\sigma_k o))} = \langle o' | \langle \sigma'_k | \langle i' | H | i \rangle | \sigma_k \rangle | o \rangle. \quad (16)$$

By setting the derivative of (15) with respect to the matrix elements of A_k^* to zero and replacing λ by E_o we obtain the following eigenvalue equation for A_k :

$$H_{(i'o', (i\sigma_k o))} A_{io}^{[\sigma_k]} = E_o A_{i'o'}^{[\sigma_k]}. \quad (17)$$

The eigenvector with the smallest eigenvalue is the solution to our minimization problem. So after having solved this eigenvalue problem for the current site k we replace A_k with the newly found eigenvector and move on to the next site in order to optimize that $A_{k'}$. We repeat the whole process (sweeping) until the ground state energy has converged (see below).

By following this procedure we succeed to divide a very high dimensional minimization problem into manageable smaller units. For general problems this can be a very bad approach as one can get stuck in a local minimum during the optimization. However, it has proven to work reliably when the site-site coupling varies smoothly and monotonously. In our case the Hamiltonian has only nearest neighbour interactions and there are no long-range correlations in the system. As a result, the system reliably converges without getting stuck in local minima.

A. Updating the A -matrices and changing the effective basis states

When updating A -matrices during sweeping, one must ensure that two conditions are satisfied. Firstly, whenever we use the local description of (13), we rely on the basis states being orthonormal: $\langle o_k | o'_k \rangle = \delta_{o_k, o'_k}$. This condition translates to

$$\sum_{\sigma_{k'}} A^{[\sigma_{k'}]} A^{[\sigma_{k'}]\dagger} = \mathbb{1} \quad \text{for } k' > k, \quad (18)$$

for all outer matrices with respect to site k . We will focus here on the OSS basis, everything works completely analogously for the ISS basis.

Secondly, we also want to create an effective basis that spans a DMRG optimal Hilbert space, i. e. the states we keep for an effective basis are to be the ones having the largest weights in the density matrix of the current state (as described below).

For definiteness, we consider an inward sweep, and focus on how to move the “current site” from k to $k - 1$. We assume that a new set of A -matrices for site k has been obtained by energy minimization. The question is how to ensure that both above mentioned conditions are satisfied. As all the inner A -matrices of site $k - 1$ have not changed since we optimized site $k - 1$ the last time when moving outwards, we only need to create a new effective OSS basis $|o_{k-1}\rangle$ for site $k - 1$.

Starting from the density matrix in the local description of site k ,

$$\rho^{(k)} = |\psi\rangle\langle\psi| = A_{i_o}^{[\sigma_k]} A_{i'o'}^{[\sigma_k]*} |i\rangle\langle i'| | \sigma_k \rangle \langle \sigma'_k | | o \rangle \langle o'|, \quad (19)$$

suppose one traces out the inner part of this system to obtain reduced density matrix of the outer part and site

k ,

$$\rho_{\text{red}}^{(k)} = \text{tr}_i \rho^{(k)} = A_i^{[\sigma_k]} A_{i o'}^{[\sigma_k]*} |\sigma_k\rangle\langle\sigma_k| |o\rangle\langle o| \quad (20)$$

which corresponds precisely to the outer part with respect to site $k - 1$.

Now employ the singular value decomposition (SVD) $A = USV^\dagger$ which exists for every rectangular matrix A . S is a diagonal matrix containing the singular values ordered by magnitude; U and V^\dagger are column and row unitary matrices, respectively, and obey $U^\dagger U = V^\dagger V = \mathbb{1}$. Combine $|\sigma_k\rangle$ and $|o_k\rangle$ to $|l_k\rangle = |\sigma_k\rangle|o_k\rangle$ and insert the SVD for $A_{il} = U_{im} S_{mj} (V^\dagger)_{jl}$

$$\begin{aligned} \rho^{(k)} &= A_{il} A_{il'}^* |l_k\rangle\langle l'_k| = V_{j'l'} S_{lm} S_{ml} V_{jl}^\dagger |l_k\rangle\langle l'_k| \\ &= \sum_j \rho_j^{(k)} |j_k\rangle\langle j_k|. \end{aligned} \quad (21)$$

The second line follows since S^2 is diagonal, and we wrote $\rho_j^{(k)} = S_{jj}^2$ and $|j_k\rangle = V_{jl}^\dagger |l_k\rangle$. We see that the SVD automatically diagonalizes the reduced density matrix with the states ordered according to their weight.

So all we actually have to do for moving the actual site from k to $k - 1$ is to calculate the SVD of the newly optimized $A_k = USV^\dagger$. We then replace $A_k \rightarrow \tilde{A}_k = V^\dagger$ and $A_{k-1} \rightarrow \tilde{A}_{k-1} = A_{k-1}US$ as illustrated by Fig. 6. By doing so we do not change the total state, since the

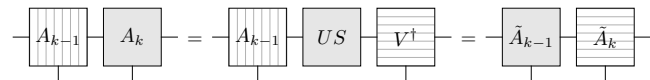


Fig. 6: Procedure for moving the actual site from k to $k - 1$. The matrices that are not orthonormalized in any direction are printed with gray background. The gray lines within the boxes indicate whether the row or column vectors are orthonormal (with the local level associated with row or column, respectively).

product

$$A_{k-1} A_k = \tilde{A}_{k-1} \tilde{A}_k \quad (22)$$

remains unchanged. Thus we create a new effective orthonormal OSS basis,

$$|o_{k-1}\rangle = \tilde{A}_{o_{k-1} o_k}^{[\sigma_k]} |\sigma_k\rangle |o_k\rangle \quad (23)$$

which at the same time is DMRG optimal.

The so-called site optimization procedure outlined above, where we optimize the A -matrices directly, is equivalent to 1-site finite-size DMRG.

The relation between the singular values and the weights of the reduced density matrix can be used to optimize our choice for the dimensions of the respective effective Hilbert spaces: Instead of using the same dimensions for *all* A -matrices in the system, which turns out to be inefficient for inhomogeneous ones like ours, we

adopt as truncation criterion the demand that the minimum value of S^2 at a given site is to be smaller than some threshold w_{min} (in our case typically taken as 10^{-6}). After calculating the singular values, we choose the matrix dimensions D at the corresponding bond according to the following recipe. We choose D large enough to ensure that the minimal singular value s_{min} fulfills $s_{\text{min}} < w_{\text{min}}$, but subject to this constraint choose D to be as small as possible, in order to minimize computational resources. The resulting choices for D are illustrated in Fig. 7, which shows that high dimensions are needed only near the dot. The dip at $k = 0$ for the bond between the two spin subsystems (dimension D_v) is due to the fact that there is only a density-density interaction along this bond but no particle exchange. For our system we found that it is sufficient to have dimensions of 36 or less near the dot.

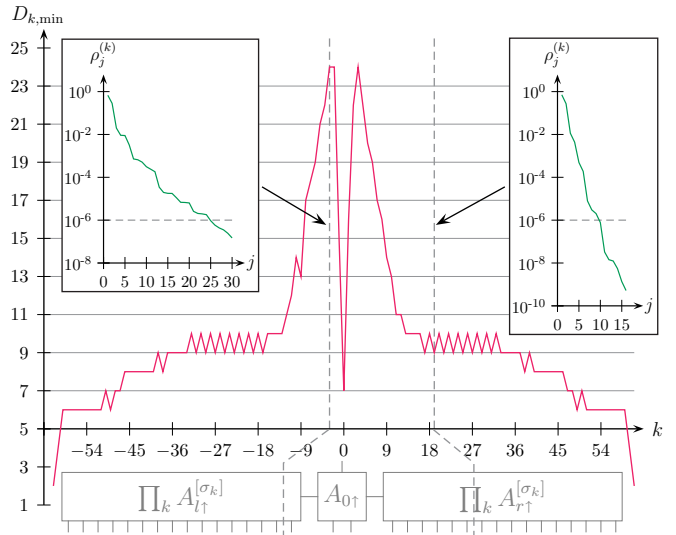


Fig. 7: (Color online) Dimensions needed along the spin chain to satisfy $w_{\text{min}} = 10^{-6}$ for the reduced density matrix at each site. $k = 0$ corresponds to the “vertical” bond between the two spin subsystems. The two insets show spectra of reduced density matrices at different positions indicated by the vertical dashed lines of the main plot. The data shown in this figure has been obtained from the ground state of the four-level model shown in Fig. 10 with $\epsilon = -1.7U$. Generally, the maximum dimension needed strongly depends on the model parameters.

B. Sweeping sequence

In principle the order in which we optimize the single matrices during a sweep is not important. However, it is both convenient and more efficient to move only to a neighbouring site (and not further) for the next optimization step. In this way we need to change the actual site only by one in order to get the desired new local description. Having our MPS ansatz structure in mind, this requirement immediately suggests a particular order

of sweeping, shown in Fig. 8. Starting from the far end of any chain we move in towards the dot matrix and then out again along another chain. We repeat this until we have covered the whole system. Sweeping that way (solid

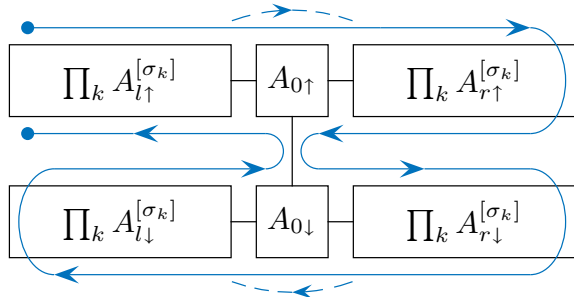


Fig. 8: (Color online) Sweeping sequence. For clarity we place the spin up and spin down parts on top of each other to emphasize the star-like structure. The solid blue line depicts the standard sweeping sequence.

blue line in Fig. 8) we optimize the two dot matrices three times but all the other sites only twice. If one wants to optimize all sites twice during a sweep one can once skip the optimization step at the dot sites as indicated by the dashed blue line.

As the dot matrices are by far the biggest in the system, optimizing them takes much longer than optimizing any of the chain matrices. Thus by skipping the optimization step once, we can reduce the computational time needed for a single sweep. However, since the dot optimization step also has the biggest effect for improving our MPS ansatz, skipping its optimization once has to be compensated by performing more sweeps to achieve as good convergence of the ground state as in the case where we perform three optimizations at the dot matrices. We compared both approaches for our model and found no significant differences in the overall performance.

We stop the sweeping when the MPS has converged. To probe the convergence we compare the MPSs before and after sweep N , $|\psi_{N-1}\rangle$ and $|\psi_N\rangle$. If the change in overlap,

$$1 - |\langle\psi_{N-1}|\psi_N\rangle| \leq \epsilon, \quad (24)$$

is smaller than a certain threshold, we stop the sweeping. We typically use $\epsilon = 10^{-3}$ and need 10 to 15 sweeps. This depends crucially on the system parameters, though, and in some cases we need to perform up to 25 sweeps.

C. Numerical costs

The most computational effort is needed for solving the eigenvalue problem (17) for the minimal eigenvector. We use the Lanczos method for solving (17), which is an iterative method and requires the calculation of $H|\psi\rangle$ in the local picture once for every iteration. As we cannot influence the number of Lanczos iterations in

our implementation, we will only investigate the costs of calculating $H|\psi\rangle$, which are given by the costs of the matrix-matrix multiplication $\sum_{i\sigma\sigma_k} H_{(i'\sigma',i\sigma\sigma_k)} A_{i\sigma}^{[\sigma_k]}$. The costs of a matrix-matrix multiplication is given by the size of the outcome times the dimension of the index being summed over. $H_{(i'\sigma',i\sigma\sigma_k)}$ splits up into a sum of different terms, such as $(c_k^\dagger)_{\sigma'_k\sigma_k} \otimes (c_{k+1})_{\sigma'\sigma}$, each consisting of a direct tensor product of operators living in the ISS, OSS or LSS. Thus the product $H|\psi\rangle$ can be split up into smaller matrix products. By looking at the structure of the Hamiltonian (1), one recognizes that there will be no terms containing tensor products of operators from the ISS and OSS, since they would correspond to next-nearest-neighbour terms, but tensor products with one operator from the LSS and the other one from the ISS or OSS. These terms lead to multiplications over an index of length Dd , being the product of the dimensions of the ISS and LSS. If the current site is the dot site, the size of the resulting matrix is $D^2 D_v d^m$ and thus the costs for a single multiplication $H|\psi\rangle$ at a dot site is given by

$$C_{\text{dot}} = \mathcal{O}(D^2 D_v d^m Dd) = \mathcal{O}(D^3 D_v d^{m+1}). \quad (25)$$

In case of a chain site instead of a dot site exactly the same reasoning applies and because of the smaller matrix size the costs reduce to $\mathcal{O}(D^3 d^2)$. From (25) we see that optimizing the dot sites is the most expensive step in the optimization and scales particularly unfavorably when the number of dot levels m is increased.

D. Bond optimization

As an alternative to the site optimization scheme discussed above, we can begin to move the current site as in Fig. 6 to obtain $A_{k-1}(US)V^\dagger$, where $A_k = USV^\dagger$. At this step we can represent the overall state as $|\psi\rangle = (US)_{i_k\sigma_{k-1}} |i_k\rangle |o_{k-1}\rangle$. Now we perform the optimization on $B = US$ in complete analogy to the site optimization and obtain a new \tilde{B} . Then A_{k-1} is replaced by $\tilde{A}_{k-1} = A_{k-1}\tilde{B}$ which results in a state with the actual site $k-1$. We call this process ‘‘bond optimization’’ as the matrix we actually optimize is somehow located at the bond between two original sites.

One can easily see that the costs for calculating $H_{(i'\sigma'),(i\sigma)} B_{i\sigma}$ are $\mathcal{O}(D^3)$ and thus independent of the number of dot levels. Considering only the costs for a single sweep the bond optimization scheme will be considerable faster than site optimization, which is especially expensive at the dot sites. This advantage, however, is compromised to some extent by the slower convergence of the bond optimization, due to the optimization taking place within in a much smaller effective Hilbert space. This makes more sweeps necessary and also enforces a lower threshold in (24) as convergence criterion. It turned out to be very difficult to judge the convergence of the bond optimization scheme based on (24) especially if one starts from a state not too different from the actual

ground state, because in such cases the convergence can be really slow and one might wrongly consider the state already converged.

However, one might try to avoid unnecessary site optimizations at the beginning of the sweeping and use cheap bond optimizations instead and switch after several sweeps to the site optimization scheme to make use of the better convergence properties.

IV. RESULTS AND DISCUSSION

We used the approach described above to calculate the ground state and level occupancies of a spinfull multi-level quantum dot coupled to two leads. Throughout this part we fix the Coulomb interaction $U = 0.2W$, $2W$ being the bandwidth, and use the convention $W = 1$.

The results shown below demonstrate that it is possible to calculate local ground state quantities of a complex quantum dot efficiently using this approach. Already with calculating the occupation of the dot levels it is possible to investigate the stability diagram of small quantum dots.¹⁷ Under certain conditions, local occupancies can be related to phase shifts, which in turn can be used to calculate the conductance through a quantum dot.¹⁸

First we consider the simpler case of a spinless two-level model with level positions $\epsilon_{1,2} = \epsilon \pm \Delta/2$, coupled symmetrically to two leads. NRG works very reliable for this kind of impurity model. The lower of the two levels is assumed to couple significantly stronger to the leads. We calculated the occupation, $n_i = \langle d_i^\dagger d_i \rangle$, of both levels as a function of ϵ , using both our MPS approach and NRG. In Fig. 9 we show the occupation of both levels as we sweep the gate potential by shifting the levels from below towards the Fermi edge of the leads and then further above. At the beginning of this process mainly the lower level starts to empty. This is due to the much bigger couplings Γ_2 of the lower level compared to the upper level and results in an occupation inversion situation where the energetically higher level has higher occupation than the lower level. A second consequence of the small couplings Γ_1 is the sharp transition of the occupation of the upper level from almost filled to almost empty. Once the upper level is almost empty the dot system may gain energy by increasing the occupation of the lower level without having to pay Coulomb energy. This leads to the non-monotonic occupation of the lower level, known as charge oscillation. See Sindel et al.¹⁹ for a more detailed discussion. The results for the level occupation of the simple spinless model as shown in Fig. 9, demonstrate excellent agreement between both, NRG and DMRG calculations. The relative difference of the ground state energies obtained by NRG and MPS was on average 10^{-5} .

We demonstrate the power of the MPS approach by considering a spinful four-level dot coupled asymmetrically to two leads, a system sufficiently complex that its treatment by NRG is a highly challenging task. We

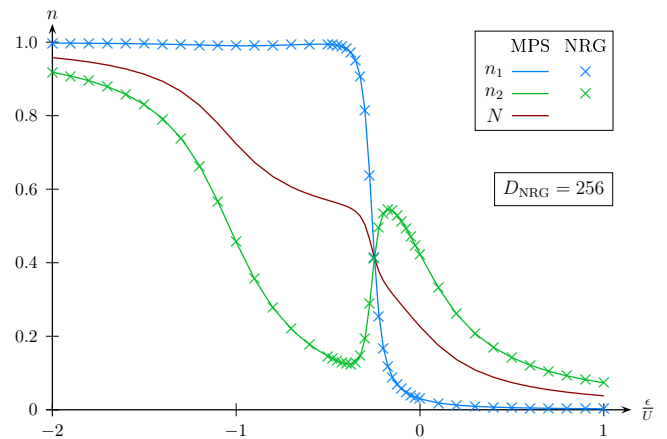


Fig. 9: (Color online) Dot level occupation for a spinless two-level system, with $\epsilon_{1,2} = \epsilon \pm \Delta/2$, level spacing $\Delta = 0.1U$ and couplings $\Gamma_{1l} = \Gamma_{1r} = 0.005U$, $\Gamma_{2l} = \Gamma_{2r} = 30\Gamma_{1l}$. This parameter set was used in Sindel et al.¹⁹ $N = \frac{1}{2}(n_1 + n_2)$ is half the total dot occupation.

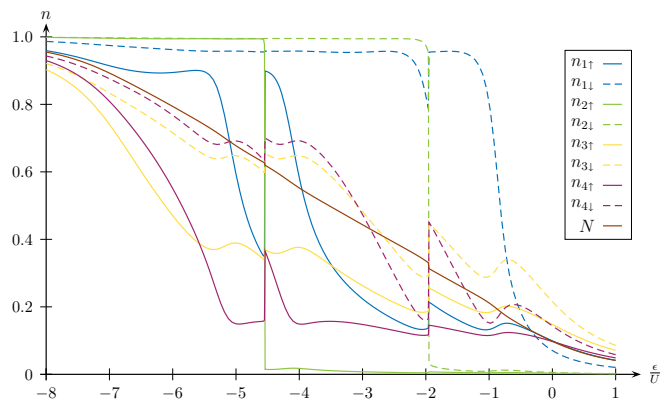


Fig. 10: (Color online) Dot level occupation for a spinful four-level system. We parametrize the dot level energies as $\epsilon_{is} = \epsilon + \epsilon_i \pm B/2$ for $s = \uparrow, \downarrow$, where B represents the applied magnetic field and ϵ a gate voltage, with $\epsilon_i = (-0.1, -0.03, 0.07, 0.1)U$. The coupling of the dot levels are chosen asymmetrically $\Gamma_{ir} = s_i\Gamma_{il}$ with $s_i = (1, -1, -1, 1)$ and $\Gamma_{il} = (0.5, 0.02, 1, 0.7) * 0.2U$.

therefore have no NRG reference data for this system and present only DMRG results. For every dot level we calculate the occupation $n_{is} = \langle d_{is}^\dagger d_{is} \rangle$ as a function of gate voltage, as shown in Fig. 10. This calculation is solely performed within the site optimization scheme. We kept the effective dimensions for all A -matrices describing the leads the same compared to the two-level plot, only the LSS size at the dot matrices was increased, thus demanding more computational time for the optimization at the dot.

For the four-level system we chose random values for the level couplings Γ varying over two orders of magnitude. Moreover, as the couplings have been chosen asymmetric, one *cannot* simplify the model by decoupling cer-

tain linear combinations of the leads, while keeping the remaining relevant degrees of freedom. The occupation of the individual levels shows very rich behaviour. By sweeping the gate potential similar to the spinless case above, we find the sharpest transition for the second level ($n_{2\uparrow}, n_{2\downarrow}$). The couplings of this level are one magnitude smaller than all other couplings causing this sharp transition and associated with it charge oscillations in all the other levels.

V. SUMMARY

Using the DMRG approach gives us the possibility to choose a more flexible MPS geometry compared to NRG. While in NRG one is bound to a simultaneous treatment of a single combined Wilson chain due to the requirement of energy scale separation, this restriction can be lifted in a DMRG treatment. In our case of a two-lead Anderson model we modelled each spin and each lead by a Wilson chain on its own treated separately from each other. Thus we achieved a significant reduction in both the dimension of the LSS and the dimension D of the ISS and OSS at each site. The Hilbert space of one site in the single chain geometry is equivalent to the direct product of the Hilbert spaces of the $4 = 2N_l$ corresponding sites of each chain. So in order to map a star geometry description into an equivalent single chain description, in the sense that the effective Hilbert spaces at every site have the same dimension, the dimension D' of the single chain A -matrices would scale exponentially with the number of leads, $D' \simeq D^{2N_l}$, as a consequence of the tensor product of the $2N_l$ smaller star geometry A -matrices. Thus, adopting the star geometry reduces the numerical costs for treating the leads by $D \simeq D'^{1/2N_l}$. Although this strategy has the consequence that the cost of treating the

dot site increases significantly [see Eq. (25)], for all cases studied in this paper the latter effect is far outweighed by the decrease in costs for treating the leads. Indeed we found that dimensions $D \leq 36$ suffice for getting an accurate description of the system (note that when translated into a single chain this would result in a huge effective dimension of $D' \simeq D^4 = 1.7 \cdot 10^6$).

Due to the fact that the Anderson Hamiltonian under consideration features only a density-density interaction term at the dot between electrons with different spin, the dot matrices can be conveniently split into two sets, one for each spin, yielding another gain in efficiency. As it turns out, the dimension D_v connecting to two sets of dot matrices can be chosen significantly smaller than D (cf. Fig. 7).

In addition the DMRG sweeping procedure allows the dimensions D of the MPS matrices in the system to be adjusted very flexibly. Indeed, in our case it was possible to reduce the matrix dimensions along the chain away from the dot considerably. The combination of all these resource-saving features makes it feasible to calculate the ground state properties of complex quantum impurity models using only relatively moderate numerical resources.

Acknowledgments

We gratefully acknowledge fruitful discussions with Frank Verstraete, Ulrich Schollwöck, Theresa Hecht and Hamed Saberi. This work was supported by DFG (SFB 631, De-730/3-2, SFB-TR12, SPP 1285, De-730/4-1). Financial support of the German Excellence Initiative via the “Nanosystems Initiative Munich (NIM)” is gratefully acknowledged.

-
- ¹ H. R. Krishna-murthy, J. W. Wilkins, and K. G. Wilson, *Phys. Rev. B* **21**, 1003 (1980).
 - ² K. G. Wilson, *Rev. Mod. Phys.* **47**, 773 (1975).
 - ³ R. Bulla, T. A. Costi, and T. Pruschke, *Rev. Mod. Phys.* **80**, 395 (2008).
 - ⁴ F. Verstraete, A. Weichselbaum, U. Schollwöck, J. I. Cirac, and J. von Delft (2005), cond-mat/0504305.
 - ⁵ S. Östlund and S. Rommer, *Phys. Rev. Lett.* **75**, 3537 (1995).
 - ⁶ U. Schollwöck, *Rev. Mod. Phys.* **77**, 259 (pages 57) (2005).
 - ⁷ S. R. White, *Phys. Rev. B* **48**, 10345 (1993).
 - ⁸ S. R. White, *Phys. Rev. Lett.* **69**, 2863 (1992).
 - ⁹ J. Dukelsky, M. A. Martín-Delgado, T. Nishino, and G. Sierra, *Europhys. Lett.* **43**, 457 (1998).
 - ¹⁰ M. Fannes, B. Nachtergaele, and R. F. Werner, *Comm. Math. Phys.* **144n**, 443 (1992).
 - ¹¹ F. Verstraete, M. A. Martín-Delgado, and J. I. Cirac, *Phys. Rev. Lett.* **92**, 087201 (2004).
 - ¹² F. Verstraete, D. Porras, and J. I. Cirac, *Phys. Rev. Lett.* **93**, 227205 (2004).
 - ¹³ H. Takasaki, T. Hikihara, and T. Nishino, *J. Phys. Soc. Jpn.* **68**, 1537 (1999).
 - ¹⁴ H. Saberi, A. Weichselbaum, and J. von Delft (2008), arXiv:0804.0193.
 - ¹⁵ V. Kashcheyevs, A. Schiller, A. Aharony, and O. Entin-Wohlman, *Physical Review B (Condensed Matter and Materials Physics)* **75**, 115313 (2007).
 - ¹⁶ H. Guo and S. R. White, *Physical Review B (Condensed Matter and Materials Physics)* **74**, 060401 (2006).
 - ¹⁷ L. Gaudreau, S. A. Studenikin, A. S. Sachrajda, P. Zawadzki, A. Kam, J. Lapointe, M. Korkusinski, and P. Hawrylak, *Physical Review Letters* **97**, 036807 (2006).
 - ¹⁸ C. Karrasch, T. Hecht, A. Weichselbaum, J. von Delft, Y. Oreg, and V. Meden, *New Journal of Physics* **9**, 123 (2007).
 - ¹⁹ M. Sindel, A. Silva, Y. Oreg, and J. von Delft, *Phys. Rev. B* **72**, 125316 (2005).