

The clustering of the first galaxy halos^{*}

Darren S. Reed¹ †, Richard Bower², Carlos S. Frenk²,
Adrian Jenkins², and Tom Theuns^{2,3}

¹*Theoretical Astrophysics Group/ISR-1, Los Alamos National Laboratory, PO Box 1663, MS 627, Los Alamos, NM, 87545 USA*

²*Institute for Computational Cosmology, Dept. of Physics, University of Durham, South Road, Durham DH1 3LE, UK*

³*Dept. of Physics, Univ. of Antwerp, Campus Groenenborger, Groenenborgerlaan 171, B-2020 Antwerp, Belgium*

24 October 2018

ABSTRACT

We explore the clustering properties of high redshift dark matter haloes, focusing on haloes massive enough to host early generations of stars or galaxies at redshift 10 and greater. Haloes are extracted from an array of dark matter simulations able to resolve down to the “mini-halo” mass scale at redshifts as high as 30, thus encompassing the expected full mass range of haloes capable of hosting luminous objects and sources of reionization. Halo clustering on large-scales agrees with the Sheth, Mo & Tormen halo bias relation within all our simulations, greatly extending the regime where large-scale clustering is confirmed to be “universal” at the 10–20% level (which means, for example, that 3σ haloes of cluster mass at $z = 0$ have the same large-scale bias with respect to the mass distribution as 3σ haloes of galaxy mass at $z = 10$). However, on small-scales, the clustering of our massive haloes ($\gtrsim 10^9 h^{-1} M_\odot$) at these high redshifts is stronger than expected from comparisons with small-scale halo clustering extrapolated from lower redshifts. This implies “non-universality” in the scale-dependence of halo clustering, at least for the commonly used parameterizations of the scale-dependence of bias that we consider. We provide a fit for the scale-dependence of bias in our results. This study provides a basis for using extraordinarily high redshift galaxies (redshift ~ 10) as a probe of cosmology and galaxy formation at its earliest stages. We show also that mass and halo kinematics are strongly affected by finite simulation volumes. This suggests the potential for adverse affects on gas dynamics in hydrodynamic simulations of limited volumes, such as is typical in simulations of the formation of the “first stars”, though further study is warranted.

Key words: galaxies: haloes – galaxies: formation – methods: N-body simulations – cosmology: theory – cosmology:dark matter

1 INTRODUCTION

Dark matter haloes are formed from fluctuations in the matter density field as characterized by the matter power spectrum. A theoretical understanding of the relationship between the matter power spectrum and the numbers and clustering of dark matter haloes provides an essential link between cosmological parameters and the properties of haloes in which observable (or potentially observable) galaxies live. Haloes form from gravitationally induced non-linear collapse of mass overdensities that grow from primordial density fluctuations. Thus, halo clustering properties in a universe composed of cold dark matter are determined entirely by the

matter power spectrum, or equivalently, by the cosmological parameters. The aim of this paper is to use dark matter simulations to quantify the relation between the matter power spectrum and resulting halo clustering properties, focusing on haloes of masses capable of star or galaxy formation during the era of reionization. It is beyond the scope of this paper to incorporate baryon physics to model galaxy formation within haloes. However, the distribution of haloes, which we explore, can be used as a basis for studies that populate haloes with galaxies to model galaxy clustering properties, which can then be used to probe cosmology and galaxy formation at high redshifts.

Halo clustering and its evolution has been studied extensively by a number of authors, mainly focusing on cluster, group, or galaxy mass scales at low redshifts (e.g. White et al. 1987; Mo & White 1996;

^{*} LA-UR 07-8350

† Email: reed@lanl.gov

Jing 1998; Sheth & Tormen 1999; Colberg et al. 2000; Taruya & Suto 2000; Yoshikawa et al. 2001; Hamana et al. 2001; Seljak & Warren 2004; Tinker et al. 2005; Wechsler et al. 2006; Wetzel et al. 2007; Angulo, Baugh, & Lacey 2008; Basilakos, Plionis & Ragone-Figueroa 2008). However, few studies have explored the halo or galaxy distribution in the reionizing era (e.g. Zahn et al. 2007; Cohn & White 2008; Iliiev et al. 2008; Ricotti, Gnedin & Shull 2008), an epoch just beginning to be targeted by a number of surveys, expected to provide a new probe of cosmology and the physics of galaxy formation. At these high redshifts, haloes large enough to host stars and galaxies are expected to form from much rarer fluctuations (i.e. collapsed from higher sigma overdensities) than haloes that host typical galaxies or even groups and clusters in the low redshift universe. This could lead to different halo clustering properties, which we will explore using numerical simulations.

The Press & Schechter formalism (Press & Schechter 1974) provides a general analytic framework for understanding halo formation, and has been improved by a number of subsequent authors (e.g. Bower 1991; Lacey & Cole 1993). Utilizing the extended Press & Schechter formalism, Mo & White (1996) developed a theoretical means of predicting halo clustering properties from the linear matter power spectrum. Numerical simulations have been utilized by a number of the fore-mentioned authors to validate and improve upon these works. Recently, we used a suite of high resolution numerical simulations to quantify the numbers of haloes during the reionizing era Reed et al. (2007) (see also e.g. Lukić et al. 2007 and Heitmann et al. 2006). This work utilizes the same simulations to analyze the clustering properties of haloes.

We argue that halo clustering is at least somewhat “universal” with respect to the linear matter fluctuation field. If halo clustering is exactly “universal”, then haloes of different mass and redshift formed from linear fluctuations of the same rarity will have identical clustering properties (see § 2). For example, 3σ haloes of cluster mass at $z = 0$ would have the same relative clustering with respect to the mass distribution as 3σ haloes of galaxy mass at $z = 10$. Universality of halo clustering has been explored at lower redshifts by authors mentioned earlier, but has not been thoroughly addressed during the reionization period. We argue later that approximate universality holds for large-scale halo clustering to redshift 30, though it breaks down at small scales for the more massive haloes at $z \gtrsim 10$. The universality of large-scale clustering that we will show is a convenient feature (also held by the halo mass function; see e.g. Jenkins et al. 2001; Reed et al. 2003, 2007; Lukić et al. 2007) that should enable the results of our simulations, which are evolved only to $z = 10$, to be applicable to rare haloes over a wide redshift range. Rare, massive haloes attainable in current and future generations of high redshift clustering surveys, should have large-scale clustering strength relative to the mass, i.e. *bias*, similar to that of equally rare, massive haloes at lower redshifts (e.g. clusters, QSO hosts)

The mass range of high redshift haloes that we are able to resolve includes virtually all haloes large enough to form stars or galaxies; see e.g. Reed et al. (2005) and references therein for a review of high redshift star formation. The first stars are expected to form within “mini-haloes” of

$\sim 10^{5-6}M_{\odot}$ where primordial gas cools and contracts mainly by H_2 -cooling (e.g. Abel, Bryan, & Norman 2000,2002; Bromm, Coppi, & Larson 1999,2002; Yoshida et al. 2003; O’Shea & Norman 2007). The “first galaxies” may form within haloes of virial temperatures greater than $\sim 10^4K$ ($\sim 10^8M_{\odot}$ at $z \sim 10$), where gas is able to cool via collisionally-induced atomic hydrogen cooling, a more effective process. One should keep in mind that metal enrichment or other feedback effects may have a large influence on what types of haloes can cool and transform gas into stars sufficiently to resemble a “galaxy”.

Using extremely high redshift galaxies for cosmology has some particular advantages. Their small masses allow the matter power spectrum to be probed on very small scales. For example, warm dark matter models with filtering lengths $\lesssim 100h^{-1}\text{kpc}$ can be tested if the abundance and bias of $10^8h^{-1}M_{\odot}$ hosts of the “1st galaxies” can be measured. Additionally, “1st galaxies” can potentially enable observations of the first stages of galaxy formation.

Halo clustering can, in principle, be used to constrain both cosmology and the physics of galaxy formation with extremely high redshift galaxies ($z \gtrsim 6$) as found, for example, by the Lyman-break (dropout) technique (e.g. Steidel et al. 1999) or by the redshifted Lyman alpha emission line (e.g. Taniguchi et al. 2005). We note that our redshift 10 haloes include the likely mass range of candidate $z \sim 10$ Lyman- α emitters found behind a lensing cluster by Stark et al. (2007). Because the survey volume of that study is highly uncertain, so is the abundance, and hence the mass, of dark halo hosts of these objects. As future ever more sensitive observations target similar galaxies, and with the upcoming launch of James Webb Space Telescope (JWST), their clustering properties should be measurable. This will constrain the properties of the haloes in which they live. It is thus essential to develop our theoretical understanding of halo and galaxy clustering in this regime.

In this study, we examine halo bias in the reionizing universe. In § 2, we review briefly theoretical studies of halo bias. In § 3, we discuss our suite of simulations and analysis techniques. We present measurements of halo bias and its scale-dependence from our simulations in § 4. In § 5, we analyze the kinematics of haloes and mass, and address the sensitivity of the pairwise velocity dispersion to the volume of the simulation. We conclude with a discussion of how our results can be used as a basis for using reionizing era galaxies to explore cosmology and galaxy formation.

2 HALO CLUSTERING THEORY

Clustering can be quantified by counting the numbers of pairs as a function of separation relative to that of a random distribution, as in the two-point correlation function,

$$\xi(r) = N_{pairs}(r)/N_{pairs,random}(r) - 1. \quad (1)$$

Haloes can be either *more* or *less* clustered than the matter fluctuation spectrum, as described by the *bias*, which we compute as

$$b = \sqrt{\xi_{hh}(r)/\xi_{mm}(r)}, \quad (2)$$

where ξ_{hh} is the halo two-point correlation function and ξ_{mm} is the same for the mass. The two-point correlation function

is directly related to the power spectrum by the Fourier transform, expressed as:

$$\xi(r) = \frac{1}{2\pi^2} \int_0^\infty P(k) \frac{\sin(kr)}{kr} k^2 dk. \quad (3)$$

On large, linear scales, halo formation modeled by extended Press & Schechter formalism (e.g. Bower 1991; Lacey & Cole 1993) can be used to predict halo clustering. In this model, halo formation occurs when linear fluctuations within a global Gaussian random density field grow gravitationally to reach a critical threshold for collapse, δ_c , computed for spherical overdensities. Mo & White (1996) utilized this model to predict halo bias and demonstrated that bias should be scale-independent on sufficiently large scales. In this formalism, the bias is closely related to the mass function, which has been shown by Sheth & Tormen (1999), Sheth, Mo & Tormen (2001; SMT), and Sheth & Tormen (2002) to be better described by an ellipsoidal halo collapse model. The ellipsoidal collapse model of SMT results in large-scale bias consistent with simulations of e.g. Sheth & Tormen (1999) and Colberg et al. (2000), and given by:

$$b_{SMT} = 1 + \frac{1}{\sqrt{a}\delta_c} \left[\sqrt{a}(a\nu^2) + \sqrt{ab}(a\nu^2)^{1-c} - \frac{(a\nu^2)^c}{(a\nu^2)^c + b(1-c)(1-c/2)} \right], \quad (4)$$

where $a = 0.707$, $b = 0.5$, $c = 0.6$, $\nu = \delta_c/\sigma(m)$, $\delta_c = 1.686$, and $\sigma(m)$ is the RMS linear overdensity in top-hat spheres of mass m . For an infinite volume,

$$\sigma^2(m) = \frac{D^2(z)}{2\pi^2} \int_0^\infty k^2 P(k) W^2(k; m) dk, \quad (5)$$

where $P(k)$ is the linear power spectrum of the density fluctuations at $z = 0$, $W(k; m)$ is the Fourier transform of the real-space top-hat filter, and $D(z)$ is the growth factor of linear perturbations normalised to unity at $z = 0$ (Peebles 1993). The above bias relation is universal in the sense that bias depends only upon $\nu = \delta_c/\sigma(m_{halo})$, which describes the ‘‘rarity’’ of the density fluctuation from which the halo is formed, independently of halo mass and redshift. There is an intrinsic scale-dependence of halo bias, which can be strong on small-scales, but vanishes on large-scales. The scale-dependence of bias is difficult to compute analytically because the mass fluctuation field becomes nonlinear on small scales. It is thus advantageous to employ numerical simulations.

3 TECHNIQUES AND ANALYSIS

3.1 The simulations

This study consists of a subset of the simulations presented in Reed et al. (2007), summarized in Table 3.2. These runs consist of dark matter particles evolved from linear initial conditions using a modified version of the parallel N-body code GADGET2 (Springel 2005; Springel et al. 2005). The wide range of simulation volumes allows us to model haloes over a large range in mass, and to determine empirically the effects of finite simulation volume, discussed below. Consequently, our suite of simulations has a large enough effec-

tive dynamic range to model haloes covering the bulk of the mass range able to form stars in the reionizing era. Haloes are selected by the friends-of-friends algorithm (Davis et al. 1985) where all particles separated by less than 0.2 times the mean inter-particle separation are linked into a common halo. We have tested that our results are not sensitive to the choice of halo finder by verifying that halos defined using a spherical overdensity of 178 times mean, another commonly used halo definition, have clustering properties similar to our friends-of-friends halos (see § 4.1 for further discussion).

3.2 Finite volumes and their effects on spatial bias

The effects of the finite simulation volume might be expected to alter the clustering properties of the simulation. Finite simulation volumes lack power with wavelengths larger than the box, and suffer from discreteness of power especially for long wavelength modes (e.g. Barkana & Loeb 2004; Bagla & Ray 2005; Power & Knebe 2006; Sirko 2005; Bagla & Prasad 2006; Reed et al. 2007; Lukić et al. 2007). The resulting effects on clustering can be strong for the small volumes required to model the low mass haloes relevant for high redshift star formation. But fortunately, finite-volume effects are similar for dark matter and for haloes, as we show in Fig. 1. As a result, the finite-volume effects on halo bias are much weaker than the effects on absolute clustering properties of mass or haloes. For this reason, the halo bias measured within a simulation is reliable over a substantial range of scales smaller than the length of the box.

Fig. 1 shows an example of the two-point correlation function, $\xi(r)$, for dark matter and for haloes with virial temperatures greater than $10^4 K$ at $z = 10$ (approximately $\sim 10^8 h^{-1} M_\odot$, using the relation $M_{10^4} = 10^8 \times [10/(1+z)^{3/2}] h^{-1} M_\odot$), and spanning a factor of ten in halo mass. The bottom panel shows halo bias for several box sizes, demonstrating that any systematic affects on bias due to finite-volume are weak provided that the scale sampled is sufficiently smaller than the box size. We find that as a conservative choice, the bias measured from pair separations below $0.1L_{\text{box}}$ is adequate for our desired level of accuracy ($\lesssim 10\%$) in our simulations. The bold portion of the bias curves in Fig. 1 and 2 extend only to this scale. Although the scatter in bias is close to $\sim 50\%$ at small scales and large masses where numbers of pairs are small, we demonstrate later that we are able to measure bias at large scales to $\lesssim 10\%$, using $0.1L_{\text{box}}$ as a maximum pair separation. Our smallest box size of $1h^{-1}\text{Mpc}$, which might be expected to be most likely to suffer finite-volume effects, does not have enough haloes of this mass for us to compute reliably a correlation function; however, we have confirmed using smaller haloes that the bias found in the smallest boxes agrees with that in larger boxes.

The decrease in bias at small scales is mainly due to the fact that it is not possible to have a halo pair separated by less than twice the halo radius, sometimes referred to as the halo exclusion effect (Benson et al. 2000). On very small scales, the uncertainty increases due to small numbers of closely separated pairs, as reflected by the increased scatter.

We have just shown that halo bias is not affected strongly by box size, an argument that is strengthened by the agreement among overlapping boxes in Fig 2. However, because individual realizations and different simulation vol-

N_{runs}	L_{box} $h^{-1}\text{Mpc}$	m_{part} $h^{-1}M_{\odot}$	N_{part}	r_{soft} $h^{-1}\text{kpc}$
11	1.0	1.1×10^3	400^3	0.125
1	2.5	1.1×10^3	1000^3	0.125
1	4.64	1.1×10^5	400^3	0.58
2	11.6	1.1×10^5	1000^3	0.58
1	20	8.7×10^6	400^3	2.5
2	50	8.7×10^6	1000^3	2.4

Table 1. Summary of the simulations presented in this work. N_{runs} random realisations of cubical volumes of side L_{box} were simulated. N_{part} particles of mass m_{part} and gravitational force softening length r_{soft} were employed.

umes each have a unique form of $\sigma(m)$, consideration of the universality of halo bias can be strengthened if one uses the relation between σ and M specific to each realization as the effective universal mass variable. This mitigates the effects of missing large-scale power and reduces run-to-run scatter. For a periodic cosmological simulation, the smoothed rms linear overdensity, σ , is given by the discrete analog of Eqn. 5:

$$\sigma^2(m) = D^2(z) \sum_{\mathbf{k}} |\delta_{\mathbf{k}}|^2 W^2(k; m), \quad (6)$$

where $|\delta_{\mathbf{k}}|$ refers to the linear amplitude of the Fourier modes at $z = 0$, and D and W are the same as in Eqn. 5. This approach has been successful in the parameterization of the halo mass function (see Reed et al. 2007 for detailed discussion). We discuss further in the Appendix the importance of considering finite volume effects for estimates of large-scale clustering.

4 RESULTS: HALO BIAS

4.1 Scale-dependence

We present halo bias as a function of scale for haloes of a range of masses at redshift 10 in Fig. 2. At large scales, the halo bias approaches the number-weighted large-scale bias predictions of SMT, given by

$$b_{SMT}(> m_{\text{min}}) = n(> m_{\text{min}})^{-1} \int_{m_{\text{min}}}^{\infty} b_{SMT}(m) \frac{dn}{dm} dm, \quad (7)$$

where $b_{SMT}(m)$ is given in eqn. 4, and we take dn/dm to be the mass function given by Reed et al. (2007), Eqn. 11. We explore further the large-scale bias in the next subsection. First, we show the scale-dependence and compare with fits from clusters in simulations of much lower redshifts. The scale-dependence has been parameterized in terms of the halo pair separation, r :

$$b(m, r, z) = b_{ST}(m, z) [1 + b_{ST}(m, z) \sigma(r, z)]^{\alpha}, \quad (8)$$

with $\alpha = 0.15$ by Hamana et al. (2001) and $\alpha = 0.35$ by Diaferio et al. (2003), where b_{ST} is the bias relation of Sheth & Tormen (1999), which is similar to b_{SMT} . The steeper scale-dependence of Diaferio et al. (2003) is consistent with our small haloes, but is not steep enough to match the most massive haloes in our simulations. The

Hamana et al. (2001) bias relation (not plotted) is much shallower than that of Diaferio et al. (2003), making for a poor match to the scale-dependence in our data. The bias fit of Tinker et al. (2005), which is parameterized in terms of the non-linear mass correlation function, $\xi(r)$, rather than the linear variance in spheres, as in the above relation, implies even weaker scale dependence than that of Hamana et al. (2001) when extrapolated to our mass and redshift range, and so is not consistent with our results.

It requires a large extrapolation to apply low redshift fits of cluster bias to our higher redshifts, lower masses, and much rarer (larger ν) haloes than previously tested, so it is perhaps not surprising that we find a steeper scale-dependence for many of our haloes. Even so, the reasonable level of agreement for our lower mass haloes suggests ‘‘partial universality’’. Our haloes at redshift 10 are well fit by the following relation:

$$b(m, r, z) = b_{SMT}(m, z) [1 + 0.03 b_{SMT}(m, z)^3 \sigma(r, z)^2] \quad (9)$$

(ignoring halo exclusion effects at small separations). We have checked that our fit remains consistent with our simulation outputs from redshifts 10 to 30, though the uncertainties and scatter become greater at high redshifts. This fit, however, is not intended to be valid at redshifts lower than we have considered. In fact, if extrapolated to the lower redshifts probed by Diaferio et al. (2003), our fit has significantly steeper scale-dependence than their simulations, reflecting non-universality. We have confirmed the lack of universality of this parameterization of the scale-dependent bias using separate simulations of larger volumes evolved to low redshifts. Though the halo samples considered here were divided into cumulative samples for illustrative purposes, the above fit agrees with the bias obtained when samples are restricted to a much narrower mass range of a factor of two. For visual clarity, we have chosen to plot in Fig. 2 the value of b_{SMT} for an infinite volume rather than the individual finite-volume corrected value for each simulation. We demonstrate in the Appendix that the finite-volume corrected large-scale bias of each realization is a much better description of the bias measured in simulations, particularly for the smallest boxes.

A number of factors may affect the universality of the scale-dependence of halo bias. The slope of the linear power spectrum on halo pre-collapse scales is much steeper in our simulations because the halo masses are smaller relative to that typical of low redshift simulations. The steeper power spectrum may affect halo clustering (see e.g. Jing 1998) and cause the apparent non-universality with respect to low redshift clusters. Another contributing factor may be that the effective definition of a halo changes based on its concentration and environment (Lukić et al. 2008). The low concentrations and dominance of large filamentary structure at high redshift (Gao et al. 2005) may cause the halo finder to combine or split haloes differently relative to their Lagrangian (linear) initial density fluctuations. We have checked the effect of halo definition by verifying that the bias of haloes defined using a spherical overdensity of 178 times mean is consistent, though perhaps slightly higher and steeper, as might be expected from their lower abundance (Reed et al. 2007). Further theoretical work regarding halo formation is needed to understand fully the scale-dependence of halo clustering.

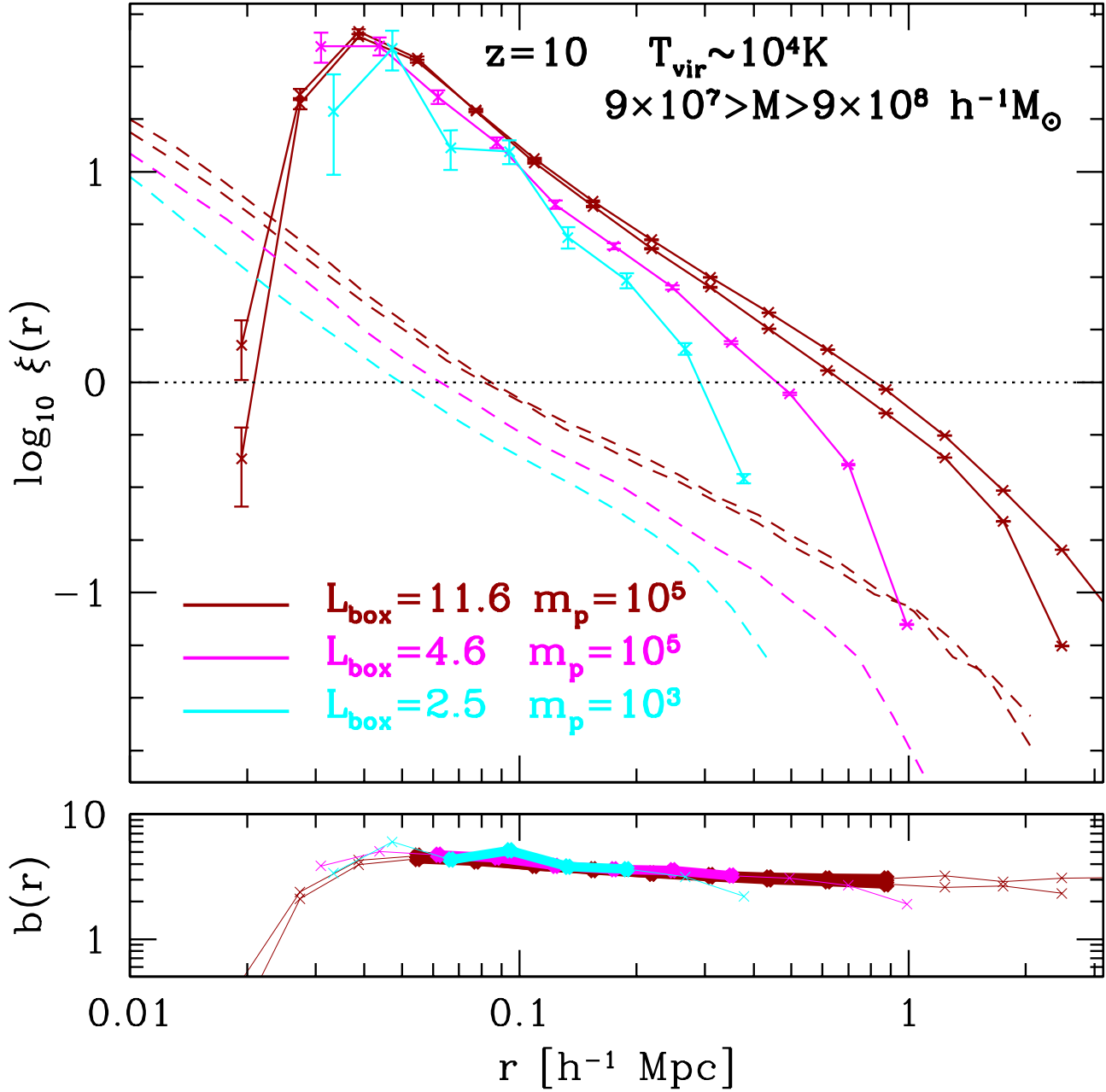


Figure 1. *Top panel:* Correlation function for haloes (ξ_{hh} , solid) and particles (ξ_{mm} , dashed) for all haloes of mass $\sim 10^{8-9} h^{-1} M_{\odot}$ extracted from a range of simulation volumes, at $z = 10$. Here, and in subsequent figures, box size and particle mass labels have units of $h^{-1} \text{Mpc}$ and $h^{-1} M_{\odot}$, respectively. Error bars on ξ_{hh} (solid) are $1 - \sigma$ Poisson from halo pair counts per bin. *Bottom panel:* Bias, $(\xi_{hh}/\xi_{mm})^{1/2}$, for a range of simulation volumes. Bold portions denote the most reliable range of scales for the computed bias, extending to approximately $0.1 L_{\text{box}}$; the agreement of different box sizes demonstrates the weakness of finite volume effects on halo bias.

We leave the search for a more universal parameterization of the scale-dependence of bias to future studies.

4.2 Large-scale bias

We compute the large-scale bias for our halo sample in Fig. 3. The SMT bias relation is consistent with our data at all redshifts while the Mo & White bias relation is inconsistent

with our results. By going to very high redshift, we are able to measure the bias of haloes formed from $\sim 4\sigma$ fluctuations, representing a major improvement upon previous bias measurements at high redshift. In particular, the Millennium run bias data (from Gao, Springel, & White 2005) extend to 3σ haloes at $z = 5$, and Cohn & White (2008) compute bias for a narrower mass range at $z = 10$. Angulo, Baugh, & Lacey (2008) measure bias for $\sim 4.5\sigma$ halos, but at redshifts of 3

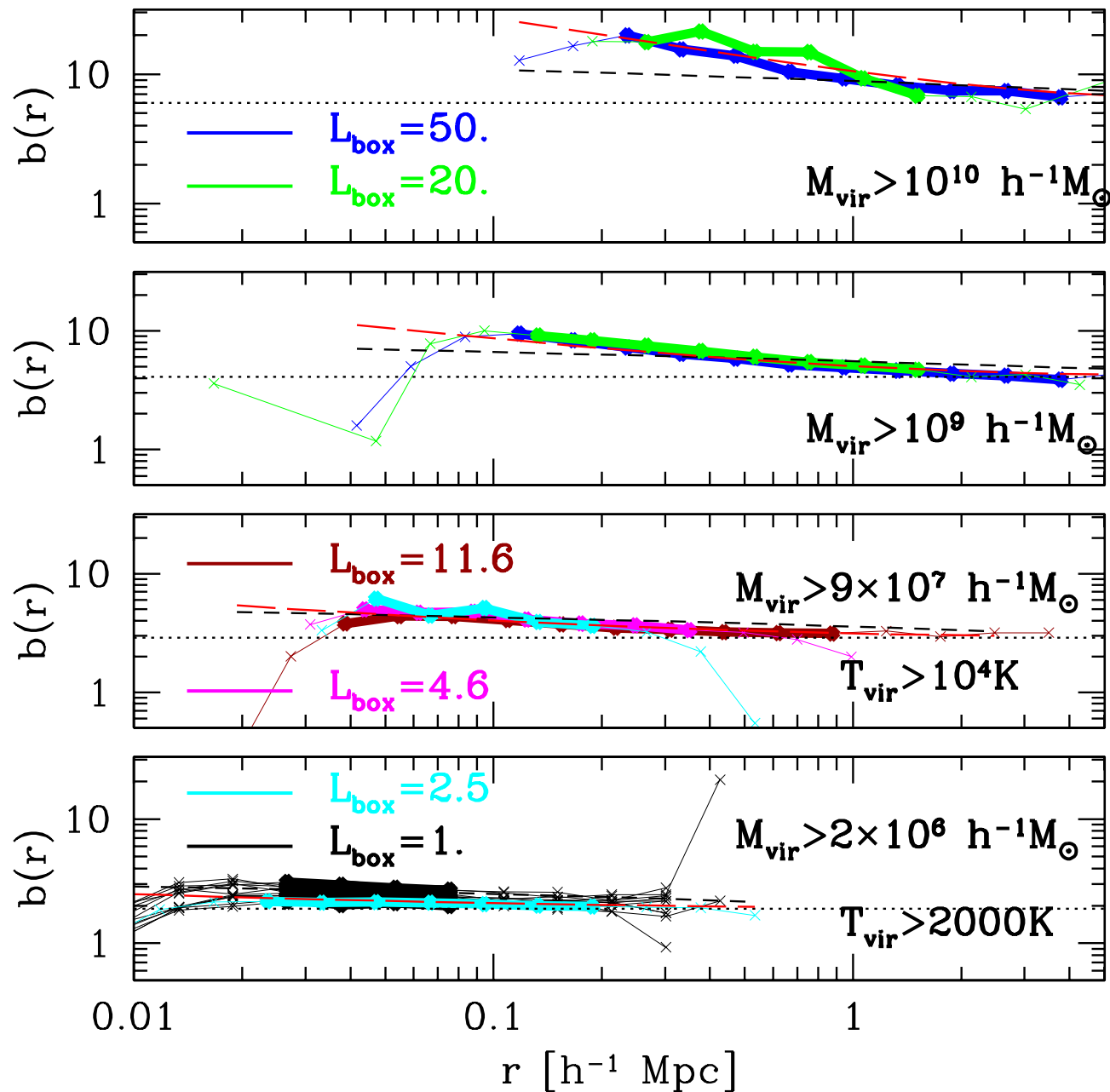


Figure 2. Bias, $(\xi_{hh}/\xi_{mm})^{1/2}$ at $z = 10$ for a range of halo masses. The bold portions of the curves denote the most reliable range of scales for each box (see text), and long-dashed (red) is our fit (neglecting halo exclusion at small scales). For larger haloes, our bias scale-dependence is steeper than extrapolations of low redshift fits from Diaferio et al. (2003) (short-dashed, black) and others (see text). Our large-scale bias agrees with the prediction by Sheth, Mo, & Tormen (2001), denoted by the horizontal dotted (black) lines.

and below. While we have not explicitly plotted uncertainties, we note that the scatter among different simulations can be used to estimate visually an ensemble bootstrap error. This scatter suggests that the data are accurate to about 10% in bias (ignoring any potential systematics). Given the scatter within our data, it is not possible to distinguish between the SMT bias relation and that of more precise fits such as Seljak & Warren (2004), Tinker et al. (2005), or

the bias relation that would be derived using the mass function fit to these simulations (Reed et al. 2007).

The agreement with the plotted Millennium data (Springel et al. 2005) for our $2 - 3\sigma$ haloes confirms universality and suggests that our box-size correction technique is successful. The evidence for universality of halo bias is strengthened by our agreement with Angulo, Baugh, & Lacey (2008) for $2 - 4\sigma$ haloes, where their results agree with the SMT bias. However, the source

of the $\sim 20\%$ disagreement between our data and the lower redshift bias at $\nu \simeq 1.5$ from the Millennium run, with which the Angulo, Baugh, & Lacey (2008) bias appears to also agree, is not clear. Although this could indicate departure from universality at the $\simeq 20\%$ level (in bias), because the differences occur at small masses in the smallest boxes where the finite-volume corrections are largest (see Appendix), potential systematics are not easily ruled out. Our work verifies that estimates of halo bias derived from extended Press-Schechter theory and variants are valid for extremely rare haloes. Additionally, our comparison with other studies at lower redshifts significantly extends the confirmed regime of approximate universality (at the 10 – 20% level) in mass, redshift, and ν of large-scale bias.

Some care must be taken when computing bias from haloes in finite volumes. Because the scale-dependence of the bias extends to scales approaching the maximum pair separations where bias measurements remain robust, a simple averaging of the bias over the reliably sampled range in scales would result in a systematic error (i.e. a “bias bias”). We thus utilize the scale dependence of bias presented earlier to fit more reliably the large scale bias. The large-scale bias that is plotted in Fig. 3 is then computed by performing a least squares fit using Eqn. 9 and replacing b_{SMT} with the bias to be fit, as follows:

$$b(m, r, z) = b_{fit}(m, z)[1 + 0.03b_{fit}(m, z)^3\sigma(r, z)^2]. \quad (10)$$

To avoid peculiarities of bias for closely separated pairs where numbers are small and bias is steepest, bias is then fit over pairs separated by a range of $0.033 - 0.1L_{\text{box}}$, which also remains within the range shown previously to be most robust against finite box effects.

In Cohn & White (2008), the large-scale bias was taken to be the bias at $1.5h^{-1}\text{Mpc}$. They caution that they may not have captured the bias at a scale large enough to reflect the asymptotic large-scale value. Indeed, their large-scale bias estimates are higher than ours over the range of overlap, covering 3-3.7 σ haloes, also at $z = 10$. Their bias estimates are $\simeq 10\text{-}20\%$ higher than the SMT bias relation, whereas our results agree with the SMT bias. These differences are consistent with the overestimate in bias expected when estimating the large-scale bias from the value at $1.5h^{-1}\text{Mpc}$ (see Fig. 2).

5 RESULTS: HALO PAIRWISE VELOCITY DISPERSION

The kinematics of high redshift galaxies represent an additional probe of cosmology and galaxy formation, potentially more sensitive than the spatial correlation function (e.g. Zhao, Jing, & Borner 2002). The pairwise velocity dispersion, $\sigma_{v12}(r)$, has been utilized extensively in low redshift cosmological surveys (e.g. Davis & Peebles 1983). $\sigma_{v12}(r)$ is defined as the one dimensional rms velocity of pair members in the direction of the line-of-sight connecting the pair, separated by distance r . From Fig. 4 it can be seen that the pairwise velocity dispersion of both mass and haloes tends to be suppressed by finite simulation volume. Particles and haloes of identical mass in different size volumes have significantly different velocities; note that the pairwise velocity dispersion has an inherent mass-dependence, so objects of similar mass

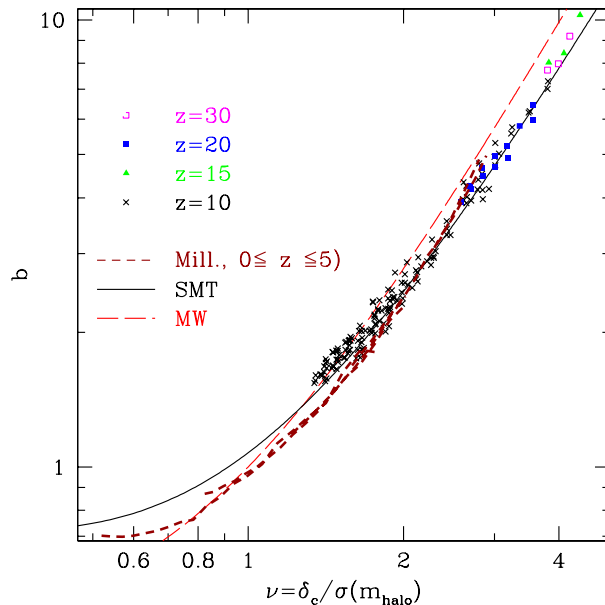


Figure 3. Large-scale bias, $[\xi_{hh}/\xi_{mm}]^{1/2}$, shown as a function of $\nu = \sigma(m_{\text{halo}})/\delta_c$ compared with the theoretical predictions of Mo & White (1996) and Sheth, Mo & Tormen (2001). Bias is computed in bins of factors of 2 in halo mass, using a least-squares fit that assumes the scale-dependence described by Eqn. 9. Millennium run data are taken from Gao et al. (2005).

must be considered. In the case of haloes, some kinematic effects could be due to the difference in average halo mass of the sample due to the finite volume suppression of high mass haloes (see Reed et al. 2007). Pairwise dispersions for the $\sim 10^4 K$ halo sample, (covering $\sim 10^{8-9}h^{-1}M_{\odot}$) at separations of $0.2h^{-1}\text{Mpc}$ (comoving) range from $\simeq 75\text{km s}^{-1}$ in the $12h^{-1}\text{Mpc}$ volume to $\simeq 50\text{km s}^{-1}$ in the $5h^{-1}\text{Mpc}$ volume, dropping to $\simeq 30\text{km s}^{-1}$ in the $2.5h^{-1}\text{Mpc}$ volume. The finite-volume effect on pairwise velocities decreases with close pair separation, presumably because the infall velocity of close pairs is dominated by the total mass of the pair.

Particle and halo kinematics are affected at different levels by finite volumes, altering the pairwise velocity dispersion bias, b_{v12} , defined here as the ratio of $\sigma_{v12}(r)$ for haloes compared to particles ($\sigma_{v12,hh}/\sigma_{v12,mm}$). Velocity bias is shown in Fig 5 for the same haloes shown in the clustering bias plot (Fig 2). Run-to-run scatter in velocity bias becomes increasingly large on small scales. This is in contrast to the halo spatial bias, which is largely free of finite volume effects on scales below $\sim 0.1L_{\text{box}}$, despite similarly strong effects individually on particle and halo clustering strength. We leave further development of techniques for correcting for effects of finite simulation volume on kinematic effects to future works.

6 DISCUSSION AND CONCLUSIONS

We have presented results for the clustering of haloes spanning the mass range likely to host stars and galaxies at redshift ten. Ultimately, the clustering properties of high redshift galaxies may be used as a probe of cosmology and also as a probe of the physics of high redshift galaxy formation.

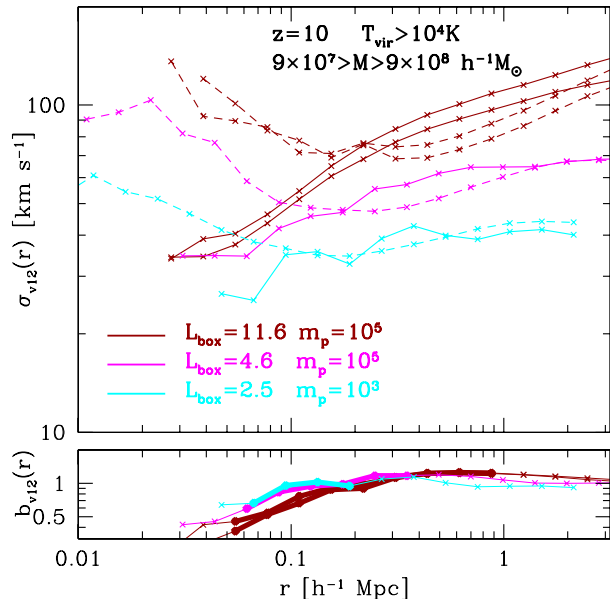


Figure 4. *Top panel:* Pairwise velocity dispersion of halo pairs ($\sigma_{v12,hh}(r)$, solid) and particle pairs ($\sigma_{v12,mm}(r)$, dashed) for all haloes with mass $\sim 10^{8-9} h^{-1} M_{\odot}$ extracted from a range of simulation volumes, at $z = 10$ (the same sample as Fig. 1). The finite-volume effect on pairwise velocities decreases with close pair separation, presumably because the infall velocity of close pairs is dominated by the total mass of the pair. *Bottom panel:* Pairwise velocity bias, $\sigma_{v12,hh}/\sigma_{v12,mm}$ for a range of simulation volumes. Bold portions denote the most reliable range of scales previously estimated for *spatial* bias (extending to approximately $0.1L_{\text{box}}$). The relative disagreement in pairwise velocities and bias for simulations of different volume indicate significant finite volume effects in the kinematics of mass and haloes.

Though we focus our discussion on the reionizing era, clustering properties are potentially a valuable tool at any redshift, particularly for rare haloes where the bias is high with strong scale-dependence, and the sensitivity to cosmological parameters and halo mass is strong

As an example, it is worth considering the simplest case where there is a one-to-one relation between halo mass and galaxy luminosity, i.e. if $L_{\text{halo}}(m, z)$ has no scatter, and exactly one galaxy occupies each halo. Here, a measurement of the luminosity function would allow one to halo derive the halo mass for an assumed cosmology directly from the mass function. The inferred mass then determines the halo bias which, in turn, can be used to constrain cosmological parameters, as illustrated in Fig. 6. Note that determining the galaxy bias from observations requires a simultaneous measurement of both matter clustering and galaxy clustering, a difficulty which we later discuss. Since all potentially observable objects at extremely high redshifts live in haloes much larger than M_* , the cosmology dependence of bias remains large for all observationally attainable halo abundances. In contrast, at low redshifts, the cosmology dependence of bias grows weak for small abundances. For the most abundant haloes, a bias measurement of 20% accuracy could distinguish between a low σ_8 of 0.76 and a high σ_8 of 0.9 if measured from haloes of abundance $\sim 1h^3 \text{Mpc}^{-3}$ ($\sim 10^{8-9} h^{-1} M_{\odot}$). Although neither of these normalizations

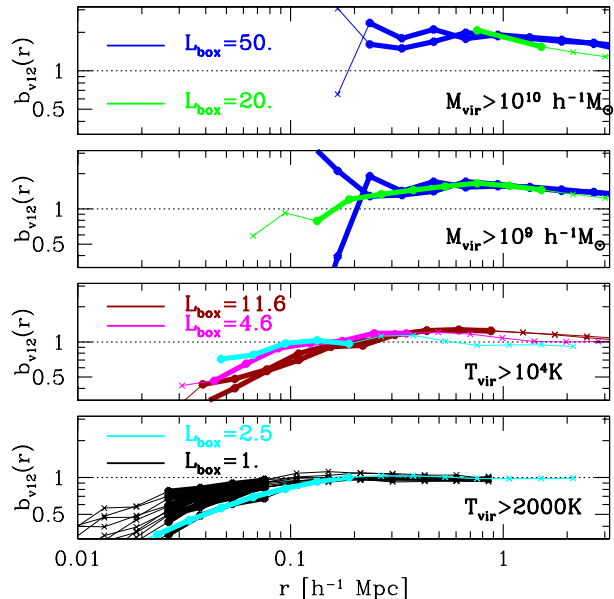


Figure 5. Pairwise velocity bias, $\sigma_{v12,hh}/\sigma_{v12,mm}$, at $z = 10$ for the same halo samples as in Fig. 2. The bold portions of the curves denote the range of pair separation where spatial bias was found to be relatively robust. In contrast to spatial bias, however, kinematic bias is affected significantly by finite simulation volume because particle and halo velocities are suppressed at different levels.

are favored by current CMB data, they are in fact within $\sim (2 - 3)\sigma$ of the recent WMAP 5 year normalization (Komatsu et al. 2008). Moreover, the point remains that bias is generally more sensitive to cosmology at high redshifts, and at a wide range of halo abundances and mass.

The bias-abundance relation may remain largely unaltered even if IGM absorption is significant. Iliev et al. (2008), for the case of high redshift Ly- α sources, showed that dimming due to IGM absorption does not affect significantly the relation between observed number density and source clustering. Despite the likelihood of increasing galaxy clustering at fixed apparent luminosity (McQuinn et al. 2007) by altering the apparent luminosity-mass relation, clustering at fixed number density is not affected strongly by IGM absorption. This means that the high optical depth of the high redshift IGM should not diminish the potential of using reionizing era galaxies for cosmology.

The discussion so far is intended to highlight only the *potential* for use of high redshift galaxy clustering measurements to constrain cosmology. In practice, to determine halo bias, one must measure not only the strength of galaxy clustering, but also the strength of matter clustering. There is the possibility of measuring matter clustering at these redshifts using 21cm tomography, although it will be a challenge because of complex astrophysical effects including sources of Lyman- α and ionizing photons (see e.g. Barkana & Loeb 2005; Furlanetto, Oh, & Briggs 2006; Shaw & Lewis 2008). For this reason, galaxy clustering measurements may have more value as an indicator of the mass of the halos in which the galaxies reside, once one has determined the cosmological parameters by other means.

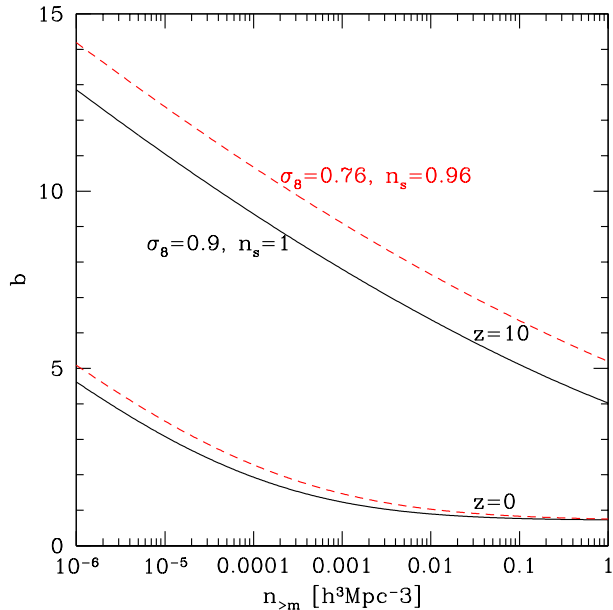


Figure 6. Bias, $[\xi_{hh}/\xi_{mm}]^{1/2}$ at $z = 10$ as a function of cumulative halo number density for 2 cosmologies with different values of σ_8 and n_s . The bias relation used is the Sheth, Mo & Tormen (2001) fit, applicable to large scales (see Fig. 2). Halo number density is a fit to simulations from Reed et al. (2007), Eqn. 11. Halo bias at $z = 10$ is generally more sensitive to cosmology than at low redshifts, and remains so over a wide range in halo abundance (or halo mass).

The steep mass-dependence of both the halo number density and the halo bias at these high redshifts increases their power as a means of linking galaxy properties to halo mass.

If there is scatter in the $L_{halo}(m)$ relation, the relation between abundance and mass no longer holds (e.g. White, Martini, & Cohn 2007). However, provided that on large-scales the scatter is random, there still remains a direct one to one relation between large-scale bias and halo mass for a given cosmology via the “universal” quantity ν . This suggests the potential to constrain the mass of the dark halo hosts of reionizing galaxies by measuring the clustering strength. At slightly lower redshifts of $z \sim 4 - 5$, clustering measurements have been made of Ly- α -emitters and Lyman-break galaxies, allowing estimates of the mass of their host haloes (see e.g. Hamana et al. 2004; Kashikawa et al. 2006; Hamana et al. 2006; Lee et al. 2006; Conroy, Wechsler, & Kravtsov 2006; Kovac et al. 2007).

Once the large-scale bias and cosmology are determined, the scale-dependence of halo bias, to the degree that it is “universal”, is also determined. Comparison of the observed scale-dependence of galaxy clustering to that of haloes with the same large-scale bias thus provides a valuable indicator of local environmental effects on galaxy formation. The strong clustering and steep scale-dependence of the clustering for high redshift haloes may cause feedback from neighbouring galaxies to affect star formation during these early times.

Many possible complications to this simple picture will need to be considered. For example, the large scales

of reionization bubbles (e.g. Iliev et al. 2006; Zahn et al. 2007) may correlate with galaxy clustering on large scales (e.g. Wyithe & Loeb 2007), which leads to the possibility of reionization affecting galaxy formation and galaxy clustering on large scales (e.g. Gnedin 2000). Or, multiple galaxies may occupy massive haloes, which creates a degeneracy in galaxy abundance between satellite numbers and halo mass. Similarly, there exists a degeneracy between halo mass and satellite numbers in the scale-dependence of clustering on small scales. These degeneracies are difficult to overcome observationally because of the need for clustering measurements on very small angular scales (see e.g. Bullock, Wechsler, & Somerville 2002). However, one can use theoretical arguments, semi-analytic modelling and/or smaller volume simulations utilizing hydrodynamics and other detailed physics to infer basic galaxy properties such as the numbers, luminosities, and environmental influences (e.g. McQuinn et al. 2007; Mesinger & Furlanetto 2007; Iliev et al. 2006; Ricotti, Gnedin & Shull 2008). Progress may then be made by combining the results of such detailed models of galaxy formation with determinations of halo clustering from dark matter simulations in order to produce detailed predictions for observable clustering properties. This will help to break the degeneracies between galaxy “feedback” and halo clustering on small scales, as well as determine whether haloes tend to host multiple luminous galaxies. As ever deeper observations are made, such studies will allow us to probe galaxy formation at its earliest stages and to explore cosmology at the high redshift frontier.

We close with a brief discussion of the (perhaps surprisingly) large suppression to the halo pairwise velocity dispersion by finite simulation volumes. Pairwise velocity dispersions are reduced by up to and beyond 50% in our simulations, even on scales where halo spatial bias is well behaved. The general suppression of halo and mass velocities may have significant effects on hydrodynamic simulations where small volumes are often required because of computational expense. For example, volumes of $\lesssim 1\text{Mpc}$ are commonly employed in simulations that model the cooling of gas within high redshift haloes to form the “first stars” (e.g. Abel, Bryan, & Norman 2000,2002; Bromm, Coppi, & Larson 1999,2002; Yoshida et al. 2003; O’Shea & Norman 2007). This suggests the possibility that gas heating due to shocks of infalling material of merging haloes could be inhibited due to the suppression of pairwise velocities. Such effects have the potential to alter gas cooling and the ionization level of halo gas, which could affect star formation. However, because the velocity suppression diminishes for close pairs, it is not clear whether the kinematic suppression is actually a major problem for gas dynamics or star formation within simulations of the high redshift universe. Any such problems could be minimized by the “zoom” resimulation technique, consisting of a high resolution subvolume embedded within a larger and lower resolution cosmological volume, as in e.g. Gao et al. (2007). Further investigation of finite-volume effects on kinematics and any associated effects on gas properties is warranted.

ACKNOWLEDGMENTS

DR is a post-doc LANL, and is supported by the DOE through the IGPP, the LDRD-DR and the LDRD-ER programs at LANL. CSF acknowledges a Wolfson Royal Society research merit award. We thank Salman Habib, Katrin Heitmann, Zarija Lukić, Martin White, Joanne Cohn, Jeremy Tinker, and Brian O'Shea for helpful discussions. We thank Volker Springel for use of an enhanced version of GADGET-2. We thank Liang Gao for making his Millennium simulation results available to us. We are grateful for the suggestions of the anonymous referee.

REFERENCES

- Abel T., Bryan G., Norman M. L., 2000, *ApJ*, 540, 39
 Abel T., Bryan G., Norman M. L., 2002, *Science*, 295, 93
 Angulo R.E., Baugh C.M., Lacey C.G., 2008, *MNRAS*, 387, 921
 Bagla J., Prasad J., 2006, *MNRAS*, 370, 993
 Bagla J., Ray S., 2005, *MNRAS*, 358, 107
 Barkana R., Loeb A., 2004, *ApJ*, 609, 474
 Barkana R., Loeb A., 2005, *ApJ*, 624, 65
 Basilakos S., Plionis M., Ragone-Figueroa C., 2008, *ApJ*, 678, 627
 Benson A.J., Cole S.M., Frenk C.S., Baugh C.M., Lacey C.G., 2000, *MNRAS*, 311, 793
 Bower R., 1991, *MNRAS*, 248, 332
 Bromm V., Coppi P. S., Larson R. R., 1999, *ApJ*, 527, L5
 Bromm V., Coppi P. S., Larson R. R., 2002, *ApJ*, 564, 23
 Bullock J., Wechsler R., Somerville R., 2002, *MNRAS*, 329, 246
 Cohn J., White M., 2008, *MNRAS*, 385, 2025
 Colberg J. M., et al. , 2000, *MNRAS*, 319, 209
 Conroy C., Wechsler R., Kravtsov A., 2006, *ApJ*, 647, 201
 Davis M., Peebles P., 1983, *ApJ*, 267, 465
 Davis, M., Efstathiou, G., Frenk, C.S., White, S.D.M., 1985, *ApJ*, 292, 381
 Diaferio A., Nusser A., Yoshida N., Sunyaev R., 2003, *MNRAS*, 338, 433
 Furlanetto S., Oh S., Briggs F., 2006, *PhR*, 433, 181
 Gao L., Springel V., White S. D. M., 2005, *MNRAS*, 363, 66
 Gao L., Yoshida N., Abel T., Frenk C., Jenkins A., Springel V., 2007, *MNRAS*, 378, 449
 Gnedin N., 2000, *ApJ*, 542, 535
 Hamana T., Yoshida N., Suto Y., Evrard A. E., 2001, *ApJL*, 561, L143
 Hamana Takashi., Ouchi M., Shimasaku K., Kayo I., Suto Y., 2004, *MNRAS*, 347, 813
 Hamana, T., Yamada T., Ouchi M., Iwata I., Kodama T., 2006, *MNRAS*, 369, 1929
 Heitmann K., Lukić Z., Habib S., Ricker P.M. , 2006, *ApJL*, 642, L85
 Iliev I., Mellema G., Pen U.-L., Merz H., Shapiro P., Alvarez M., 2006, *MNRAS*, 369, 1625
 Iliev I., Shapiro P., McDonald P., Mellema G., Pen U., 2008, *arXiv:0711.2944*, *MNRAS*, in press
 Jenkins A., Frenk C.S., White S.D.M., Colberg J.M., Cole S., Evrard A.E., Couchman H.M.P., Yoshida N., 2001, *MNRAS*, 321, 372
 Jing Y. P., 1998, *ApJ*, L9
 Kashikawa et al. , 2006, *ApJ*, 637, 631
 Kovac K., Somerville R., Rhoads J., Malhotra S., Wang J., 2007, *ApJ*, 668, 15
 Komatsu E., et al. , 2008, *arXiv:0803.0547*, *ApJS*, in press
 Lacey C., Cole S., 1993, *MNRAS*, 262, 627
 Lee K., Gialvalisco M., Gnedin O., Somerville R., Ferguson H., Dickinson M., Ouchi M., 2006, *ApJ*, 642, 63
 Lukić Z., Heitmann K., Habib S., Bashinsky S., Ricker P.M., 2007, *ApJ*, 671, 1160
 Lukić Z., Reed D., Habib S., Heitmann K., 2008, *ApJ* submitted, *arXiv:0803.3624*
 McQuinn M., Hernquist L., Zaldarriago M., Dutta S., 2007, *MNRAS*, 281, 75
 Mesinger A., Furlanetto S., 2007, *ApJ*, 669, 663
 Mo H., White S. D. M., 1996, *MNRAS*, 282, 347
 O'Shea B., Norman M., 2007, 654, 66
 Peebles P., 1993, *Principles of Physical Cosmology*, Princeton Univ. Press, Princeton, NJ, USA
 Power C., Knebe A., 2006, *MNRAS*, 370, 691
 Press W.H., Schechter P., 1974, *ApJ*, 187, 425
 Reed D., Gardner J., Quinn T., Stadel J., Fardal M., Lake G., Governato F., 2003, *MNRAS*, 346, 565
 Reed D. S., Bower R., Frenk C.S., Gao L., Jenkins A., Theuns T., White S.D.M., 2005, *MNRAS*, 363, 393
 Reed D. S., Bower R., Frenk C. S., Jenkins A., Theuns T., 2007, *MNRAS*, 374, 2
 Ricotti M., Gnedin N., Shull M., 2008, *ApJ*, 685, 21
 Seljak U., Warren M., 2004, *MNRAS*, 355, 129
 Shaw R., Lewis A., 2008, *arXiv:0808.1724*
 Sheth R., Tormen G., 1999, *MNRAS*, 308, 119
 Sheth R. K., Mo H. J., Tormen G., 2001, *MNRAS*, 323, 1
 Sheth R., Tormen G., 2002, *MNRAS*, 329, 61
 Sirko E., 2005, *ApJ*, 634, 728
 Springel V., 2005, *MNRAS*, 364, 1105
 Springel V., et al. , 2005, *Nature*, 435, 629
 Steidel C., Adelberger K., Gialvalisco M., Dickinson M., Pettini M., 1999, *ApJ*, 519, 1
 Takahashi et al. , 2008, *arXiv:0802.1808*, *MNRAS* submitted
 Taniguchi et al. , 2005, *PASJ*, 57, 165
 Taruya A., Suto Y., 2000, *ApJ*, 542, 559
 Tinker J., Weinberg D., Zheng Z., Zehavi I., 2005, *ApJ*, 631, 41
 Wechsler R., Zentner A., Bullock J., Kravtsov A., Allgood B., 2006, *ApJ*, 652, 71
 Wetzel A., Cohn J. D., White M., Holz D., Warren M., 2007, *ApJ*, 656, 139
 White S. D. M., Frenk C. S., Davis M., Efstathiou G., 1987, *ApJ*, 313, 505
 White M., Martini P., Cohn J., 2008, *MNRAS*, 390, 1179
 Wyithe J., Loeb A., 2007, *MNRAS*, 375, 1034
 Yoshida N., Abel T., Hernquist L., Sugiyama N., 2003, *ApJ*, 592, 645
 Yoshikawa K., Taruya A., Jing Y. P., Suto Y., 2001, *ApJ*, 558, 520
 Zahn O., Lidz A., McQuinn M., Dutta S., Hernquist L., Zaldarriago M., Furlanetto S., 2007, *ApJ*, 654, 12
 Zhao D., Jing Y., Borner G., 2002, *ApJ*, 581, 876

7 APPENDIX

Here we demonstrate the importance of taking into account the finite simulation volume when considering large-scale halo bias. By computing $\sigma^2(m)$ from Eqn. 6 instead of Eqn. 5, the mean power at each discrete wavenumber present in the simulation is taken into account. This has the effect of shifting $\sigma(m_{halo})$, usually toward smaller values (larger values of ν). Fig. 7, which uses Eqn. 5 to compute $\sigma(m_{halo})$, thereby ignoring the finite volumes, shows that two large effects are present if finite simulation volume is not treated appropriately. First, there is significant run-to-run scatter in bias, approaching $\sim 50\%$ for the smallest volume, to be compared with the $\sim 10\%$ scatter in Fig. 3 where Eqn. 6 is used to compute $\sigma(m_{halo})$. Second, the inferred simulation bias is significantly higher when finite volume is ignored, especially for the smallest boxes, and the larger haloes within them. This approach of finite-volume compensation does not correct for discreteness of phases, nor does it provide a correction for the deviations as a result of non-linear coupling to only a small number of modes at large scales (Takahashi et al. 2008). However, the improvement in run-to-run scatter, the better fit to the SMT bias relation, and the better agreement with the Millennium run results, all provide some level of assurance that this approach of correcting for finite volume is justified. Similar reductions in run-to-run scatter and improved universality of the halo mass function were demonstrated in Reed et al. (2007), strengthening the importance and validity of correcting for finite simulation volume in cosmological simulations. These corrections allow one to simulate smaller haloes, and hence achieve a larger effective dynamic range, while maintaining their value as cosmological tools.

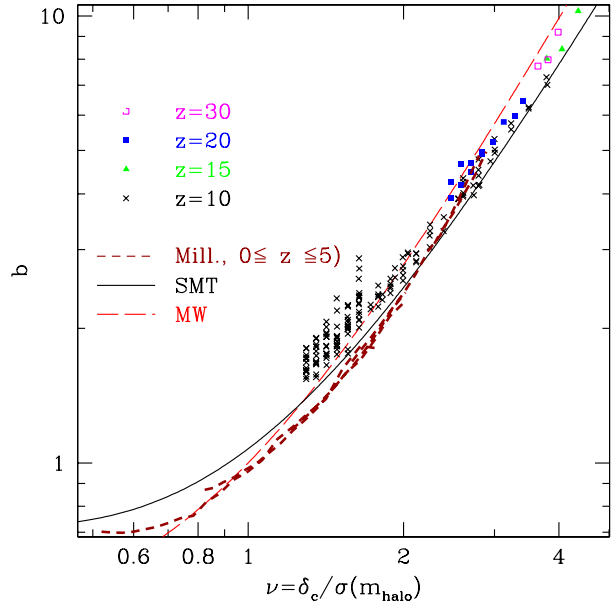


Figure 7. This figure uses the $\sigma(m)$ computed for an infinite volume (Eqn. 5) instead of that computed taking into account the power present in each realization (Eqn. 6). Otherwise this figure is identical to Fig. 3 (including the Millennium run results from Gao et al. 2005). The larger run-to-run scatter in bias and the poorer fit to the SMT relation demonstrate the usefulness of correcting for reduced power and discrete modes in finite volumes.