

Proposal for a Loophole-Free Bell Test with Electron Spins of Donors

Fang-Yu Hong and Shi-Jie Xiong

National Laboratory of Solid State Microstructures and Department of Physics, Nanjing University, Nanjing 210093, China

(Dated: October 30, 2018)

So far, all experimental tests of Bell inequalities which must be satisfied by all local realistic hidden-variable theories and are violated by quantum mechanical predictions have left at least one loophole open. We propose a feasible setup allowing for a loophole-free test of the Bell inequalities. Two electron spin qubits of donors ^{31}P in semiconductors in different cavities 300 m apart are entangled through a bright coherent light and postselections using homodyne measurements. The electron spins are then read out randomly and independently by Alice and Bob, respectively, with unity efficiency in less than $0.7\mu\text{s}$ by using optically induced spin to charge transduction detected by radio-frequency single electron transistor. A violation of Bell inequality larger than 37% and 18% is achievable provided that the detection accuracy is 0.99 and 0.95, respectively.

PACS numbers: 03.65.Ud, 03.67.Mn, 42.50.Pq

Most working scientists hold fast to the concepts of 'realism' according to which an external reality exists independent of observation and 'locality' which means that local events cannot be affected by actions in space-like separated regions [1]. The significance of these concepts goes far beyond science. Based on these deep-rooted reasonable assumptions, in their seminal 1935 paper, Einstein, Podolsky, and Rosen (EPR) advocated that quantum mechanics is incomplete [2]. The EPR arguments about the physical reality of quantum systems is shifted from the realm of philosophy to the domain of experimental physics since 1964 when Bell and others constructed mathematical inequalities - one of the profound scientific discoveries of the 20th century [3, 4], which must be satisfied by any theory based on the joint assumption of realism and locality and be violated by quantum mechanics. Many experiments [1, 5, 6, 7, 8, 9, 10, 11, 12] have since been done that are consistent with quantum mechanics and inconsistent with local realism. So far, however, all these tests suffered from "loopholes" allowing a local-realistic explanation of the experimental results by exploiting either the low detector efficiency [13, 14] or the timelike interval between the detection events [15, 16]. The first loophole names the detection loophole allowing the possibility that the subensemble of detected events agrees with quantum mechanics even though the entire ensemble is consistent with Bell inequalities. So a fair-sampling hypothesis that the detected events represent the entire ensemble must be assumed. The second refers the locality or 'lightcone' loophole allowing the correlations of apparently separate events resulting from unknown subluminal signals which propagate between space-like regions of the apparatus to take place.

Several schemes were proposed closing these loopholes based on entangled photon pairs [17, 18], Hg atoms [19], Rydberg atoms [20], trapped ions [21], or non-Gaussian states of light and balanced homodyning [22, 23], but all face a formidable experimental challenge. Here we propose a scheme for the loophole-free Bell test based on the Kane Si:P architecture [24], in which two qubits are encoded onto two electron spins of donor atoms ^{31}P in doped silicon electronic devices in two high-Q cavities 300 m apart. Entanglement

between the two qubits is created by using bright coherent-light pulses which interact with the donor atoms ^{31}P through a weak dispersive light-matter interaction, respectively, via homodyne detections and postselections [25]. The qubits are then read out with perfect efficiency and high accuracy above 99% in about $0.6\mu\text{s}$ using optically induced spin to charge transduction [26, 27, 28]. The realization of the setup is within the ability of the current semiconductor fabrication technology [29, 30, 31], and the read-out of the single donor electron spin can be realized through resonant spin-dependent charge transfer where the resulting electron current is measurable using radio-frequency single electron transistor (rf-SET) [24, 26, 27, 28, 32].

A Bell measurement of inequality of Clauser, Horne, Shimony, and Holt (CHSH) [4] comprises of three basic ingredients. First, a pair of particles entangled with each other is prepared in a repeatable starting configuration. Then a variable classical manipulation is applied independently and randomly to each particle; these manipulations are labeled as ϕ_1 and ϕ_2 . At last, a classical property with two possible outcome values 1 and -1 is measured for each of the particles. The correlation is measured by repeating the experiment many times and can be expressed as

$$q(\phi_1, \phi_2) = \frac{N_s(\phi_1, \phi_2) - N_d(\phi_1, \phi_2)}{N_s + N_d}, \quad (1)$$

where N_s and N_d denote the numbers of measurements in which the measured results are the same or different, respectively. The CHSH form of Bell inequalities states that the correlations resulting from local realistic theories must satisfy:

$$S(\alpha_1, \delta_1, \beta_2, \gamma_2) = |q(\alpha_1, \beta_2) + q(\alpha_1, \gamma_2) + q(\delta_1, \beta_2) - q(\delta_1, \gamma_2)| \leq 2, \quad (2)$$

where α_1 and δ_1 (β_2 and γ_2) are specific values of ϕ_1 (ϕ_2). For a Bell measurement based on electron spins, we have

$$q(\phi_1, \phi_2) = \langle \psi | (\sigma^A \cdot \mathbf{n}_1) (\sigma^B \cdot \mathbf{n}_2) | \psi \rangle, \quad (3)$$

where $\sigma^i = (\sigma_x^i, \sigma_y^i, \sigma_z^i)$ with σ_j^i ($i = A, B$, and $j = x, y, z$) being the Pauli matrices, and \mathbf{n}_i ($i = 1, 2$) are unit vectors.

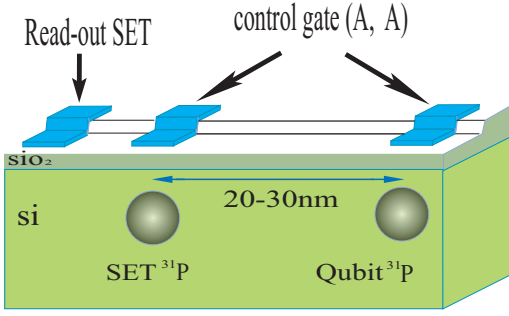


FIG. 1: (Color online) Schematic picture of the device for the resonant spin-dependent charge transfer of a single electron of a donor ^{31}P in silicon. The tunneling event $D^0D^0 \rightarrow D^+D^-$ is Pauli blocked if the qubit donor and the SET-donor spins are parallel.

The CHSH inequality (2) is maximally violated by quantum mechanics at certain sets of \mathbf{n}_1 and \mathbf{n}_2 , one such set is that both of the \mathbf{n}_i ($i=1, 2$) are in the xy -plane, and the polar angles of \mathbf{n}_i ($i=1, 2$) are $\alpha_1 = 0$, $\delta_1 = \pi/2$ for \mathbf{n}_1 , and $\beta_2 = \pi/4$, $\gamma_2 = 3\pi/4$ for \mathbf{n}_2 . For these phase angles and state $|\psi\rangle = (|\downarrow\uparrow\rangle - |\uparrow\downarrow\rangle)/\sqrt{2}$, the quantum mechanics gives

$$B\left(0, \frac{\pi}{2}, \frac{\pi}{4}, \frac{3\pi}{4}\right) = S\left(0, \frac{\pi}{2}, \frac{\pi}{4}, \frac{3\pi}{4}\right) - 2 = 2\sqrt{2} - 2. \quad (4)$$

The architecture of the basic phosphorus ^{31}P donor electron spin qubit in silicon with control gates and a resonant readout mechanism are shown in Fig. 1. The donors serve to localize the electron spins in space which encode quantum information in the conventional fashion as $|0\rangle = |\downarrow\rangle = (0, 1)^\dagger$ and $|1\rangle = |\uparrow\rangle = (1, 0)^\dagger$, and to provide local qubit addressability through the electron-nuclear hyperfine interaction [24]. Indirect spin detection involves transfer of the spin information to the charge degrees of freedom through a spin-dependent tunneling process, during which the resulting electron current can be detected by an ultrasensitive electrometer, rf-SET [26]. This concept depends on the application of a small dc electric field F_{dc} and an ac electric field F_{ac} with the amplitude $F_{dc} \ll F_{ac}$ resonant at the energy gap ΔE of the two states D^0 and D^- to induce the tunneling of the qubit electron to a secondary (spin polarized) ‘‘SET-donor’’. Here D^- denotes the state with two electrons being bound to the same donor formed by the tunneling. The resulting charge re-distribution can be detected by a rf-SET. This detection is equivalent to the measurement of the qubit spin state, because the tunneling event $D^0D^0 \rightarrow D^+D^-$ will be Pauli blocked if the qubit and the SET-donor electron spins are parallel.

To generate entanglement between donor qubits at Alice’s and Bob’s sites 300 nm apart, a bright coherent pulse sequentially interacts with the qubits, entangled qubit pairs will then be postselected conditioned upon the results of probe homodyne measurements. For a sufficient dispersive interaction between the donor electron and the light, the system should be placed in a cavity resonant with the light. For the cavity, weak coupling is sufficient, but a high value of Q/V is required,

where Q is the quality and V is the mode-volume of the cavity [25].

The donor electron spin system in the cavity is treated as a Λ system with two stable and metastable ground states $|0\rangle$ and $|1\rangle$, and an excited state $|e\rangle$ provided by the bound-exciton state. For the coherent pulses, the transition between $|0\rangle$ and $|1\rangle$ is suppressed due to a prohibitive selection rule and only $|1\rangle$ and $|e\rangle$ participate in the interaction with the cavity mode [33]. Assuming that the state of the qubits in Alice’s and Bob’s sites are initially prepared in the states $(|0\rangle - |1\rangle)/\sqrt{2}$ and $(|0\rangle + |1\rangle)/\sqrt{2}$, respectively, and the two SET ^{31}P are in $|0\rangle$ state that makes them not to take part in the interaction with the bright coherent pulses. The coherent light is sufficiently detuned from the transition between $|1\rangle$ and the excited state to allow for a strictly dispersive light-matter interaction. When the probe pulse in coherent state $|\alpha\rangle$ reflects from the cavity at the Alice’s site, the total output state may be described by [25]

$$\hat{U}_{int}[(|0\rangle - |1\rangle)|\alpha\rangle]/\sqrt{2} = (|0\rangle|\alpha\rangle - |1\rangle|\alpha e^{-i\theta}\rangle)/\sqrt{2}. \quad (5)$$

The probe beam is then sent to the cavity at the Bob’s site and interacts with the qubit donor in the same way. Applying a further linear phase shift of θ to the pulse after it leaves the cavity will yield the total state

$$|\psi\rangle = \frac{1}{2}(\sqrt{2}|\psi^-\rangle|\alpha\rangle + |00\rangle|\alpha e^{i\theta}\rangle - |11\rangle|\alpha e^{-i\theta}\rangle), \quad (6)$$

where $|\psi^-\rangle = (|01\rangle - |10\rangle)/\sqrt{2}$ with the conventional denotation $|01\rangle = |0\rangle_A|1\rangle_B$ and $\langle 01| = {}_A\langle 0|_B\langle 1|$ hereafter.

In the presence of channel loss, we may model the photon loss by considering a beam splitter in the channel that transmits only a part of the probe pulse with transmission η^2 [25]. Tracing over the lost photons introduces decoherence and the total state can be described by density matrix ρ , with the following diagonal part for the pulse states

$$\rho_{dia} = \frac{1}{4}|00\rangle\langle 00|\eta\alpha e^{i\theta}\langle\eta\alpha e^{i\theta}| - \frac{1}{4}|11\rangle\langle 11|\eta\alpha e^{-i\theta}\langle\eta\alpha e^{-i\theta}| + \frac{1}{2}\rho_{en}|\eta\alpha\rangle\langle\eta\alpha|, \quad (7)$$

where

$$\rho_{en} = \frac{1}{2}|01\rangle\langle 01| - |01\rangle\langle 10|e^{-\gamma+i\xi}\zeta - |10\rangle\langle 01|e^{-\gamma-i\xi}\zeta + |10\rangle\langle 10|. \quad (8)$$

Here ζ is the decoherence factor arising from the dispersive light-matter interaction in the cavities, $\gamma \approx \frac{1}{2}(1-\eta^2)\alpha^2 \sin^2\theta = \frac{1}{2}(1-\eta^2)d^2$, and an extra phase $\xi = \alpha^2(1-\eta^2)\sin\theta$ can be set to be naught, since it is independent of the measurement results and can be locally removed via static phase shifters.

With the balanced homodyne detection [34], the success probability of generating entanglement between two qubits at Alice’s and Bob’s sites is found to be [25]

$$P_s = \text{Tr} \int_{-p_c}^{+p_c} \rho dp = \frac{\text{erf}(b_0)}{2} + \frac{\text{erf}(b_1)}{4} + \frac{\text{erf}(b_{-1})}{4}, \quad (9)$$

where $b_s = \sqrt{2}(p_c + s\eta d)$, $s = 0, \pm 1$, and p_c is the selection window of the homodyne measurements. The desired entangled output state is $|\psi^-\rangle$, so the average fidelity after postselection has the form [25]

$$F = \frac{1}{P_s} \left[\int_{-p_c}^{+p_c} dp \langle \psi^- | \rho | \psi^- \rangle \right] \quad (10)$$

$$= \frac{\text{erf}(b_0)(1 + e^{-\gamma})}{2\text{erf}(b_0) + \text{erf}(b_1) + \text{erf}(b_{-1})}.$$

For the state obtained through the postselection with the configuration for \mathbf{n}_i ($i=1,2$) aforesaid, the violation of the CHSH inequalities reads

$$B\left(0, \frac{\pi}{2}, \frac{\pi}{4}, \frac{3\pi}{4}\right) = 2\sqrt{2}e^{-\gamma}\zeta \frac{\text{erf}(b_0)}{2P_s} - 2. \quad (11)$$

After the pulse leaves the cavity at the Bob's site, Alice and Bob randomly and dependently manipulate the electron spins of the SET ^{31}P from the initial state $|0\rangle$ to the state $(|0\rangle + |1\rangle)/\sqrt{2}$ corresponding to $\alpha_1 = 0$ or the state $(|1\rangle + e^{i\frac{\pi}{2}}|0\rangle)/\sqrt{2}$ ($\delta_1 = \frac{\pi}{2}$) and to the state $(|1\rangle + e^{i\frac{\pi}{4}}|0\rangle)/\sqrt{2}$ ($\beta_2 = \frac{\pi}{4}$) or the state $(|1\rangle + e^{i\frac{3\pi}{4}}|0\rangle)/\sqrt{2}$ ($\gamma_2 = \frac{3\pi}{4}$), respectively. These manipulations on the SET ^{31}P electron spins equivalent to the actions on the qubit donor spins can be finished in $0.1 \mu\text{s}$ [35]. Then Alice and Bob read out the electron spins of the qubit ^{31}P using optically induced spin to charge transduction detected by the rf-SET. If the qubit and SET-donor electron spins are parallel, the tunneling event $D^0D^0 \rightarrow D^+D^-$ will be Pauli blocked, thus the rf-SET will detect nothing, that will be assigned a value +1. Otherwise, the rf-SET will detect a current signal, and the outcome will be assigned -1. The outcomes of every experiment can be used to compute the correlation function $q(\phi_1, \phi_2)$, so that fair-sampling hypothesis is not required. In this case, the issue of the detection efficiency is replaced by the detection accuracy κ . The main origin of the inaccuracy in the detection of electron spins comes from the imperfection in the spin to charge transduction, i.e., the tunneling event $D^0D^0 \rightarrow D^+D^-$ may not happen even if the qubit and SET-donor electron spins are antiparallel. This leads to an experimental result that the probability of the qubit spin parallel to the SET-donor spin will be larger than that obtained with the perfect detection accuracy. The read-out of the qubit spin with the detection accuracy $\kappa \geq 0.99$ may be possible according to [28, 32]. Considering the detection accuracy κ and the detection error rate $\tau = 1 - \kappa$, the violation of the CHSH inequalities B in Eq. (11) may be rewritten as

$$B\left(0, \frac{\pi}{2}, \frac{\pi}{4}, \frac{3\pi}{4}\right) = 2\sqrt{2}e^{-\gamma}\zeta(1 - \tau)^2 \frac{\text{erf}(b_0)}{2P_s} - 2\tau^2 - 2. \quad (12)$$

Assuming the telecom fiber and wavelength where losses are about 1 dB/km [36], the transmission parameter of 300 m is $\eta^2 = 10^{-0.03}$. For ^{31}P donor impurity in silicon, distinguishability of $d = 1.5$ corresponding to $\alpha = 100$ and $\theta = 0.015$ is achievable [33]. Assuming that the decoherence factor $\zeta = 0.95$ and the detection accuracy $\kappa = 0.95$, from Eqs. (9), (10), and (12), we obtain the results shown in

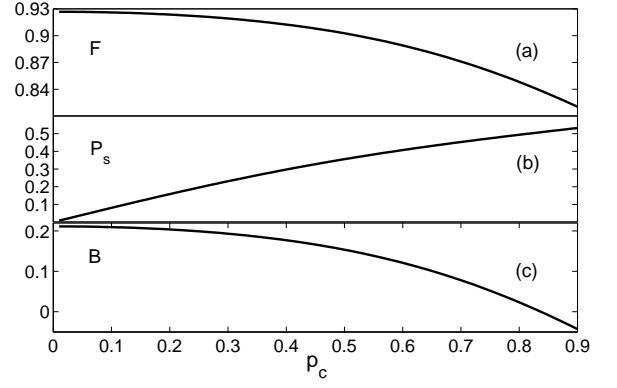


FIG. 2: The fidelity of the obtained state by postselection (a), the success probability P_s (b), and the violation of the CHSH inequalities $B\left(0, \frac{\pi}{2}, \frac{\pi}{4}, \frac{3\pi}{4}\right)$ (c) as functions of the postselection window p_c in the case of the detection accuracy $\kappa = 0.95$. See the text for the values of other parameters.

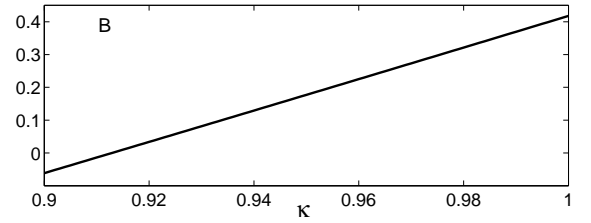


FIG. 3: (a) The violation of the CHSH inequalities $B\left(0, \frac{\pi}{2}, \frac{\pi}{4}, \frac{3\pi}{4}\right)$ versus the detection accuracy κ with $p_c = 0.4$. See the text for the values of other parameters.

Fig. 2. Assuming that the selection window $p_c = 0.4$ and other parameters unchanged, we get the relation between the violation of the CHSH inequalities B and the detection accuracy κ as shown in Fig. 3. When $p_c = 0.4$ and $\kappa = 0.99$, we have $P_s = 0.30$, $F = 0.91$ and $B = 0.37$. Even the detection accuracy is so low that $\kappa = 0.95$, we still have $B = 0.18$ for $p_c = 0.4$. With a repetition rate of 500 kHz and $P_s = 0.30$, the number of data samples would be 150,000 per second, thus the whole Bell test experiments would be finished in less than one second.

Building the setup shown in Fig. 1 is within the reach of the current technology. The two donors of distance $20 \sim 30$ nm can be placed through random doping techniques, though only a small percentage of such devices will work properly [24]. The three gates with lateral dimensions and separation ~ 10 nm can be patterned on the surface through technologies such as self-assembly and the use of extreme ultraviolet radiation, x-rays, and electron beams [29, 37]. A workable transistor with a gate length of 6 nm have already been realized in 2002 [29, 38]. The two qubit states have a energy split $\Delta E = 1$ meV for an applied 8.6 T magnetic field. The excited state $|e\rangle$ is about 1.09 eV above the ground state [39]. The probe coherent pulses of wavelength about 1650 nm ($\omega_p = 0.75$ eV) (Fig. 4) are far detuned from the transition $|1\rangle \rightarrow |e\rangle$, but

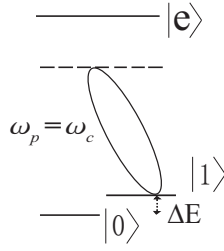


FIG. 4: The schematic of relevant energy structure of a phosphorus impurity in silicon, probe pulses, and the cavity. The probe pulses are on resonant with the cavity, $\omega_p = \omega_c = 0.75$ eV, and far detuned from the atomic transition $|1\rangle \rightarrow |e\rangle$. Energy split $\Delta E = 1$ meV for an applied 8.6 T magnetic field. The energy difference between $|e\rangle$ and $|0\rangle$ is about 1.09 eV.

on resonant with the cavity with frequency ω_c , of which the device of dimensions about $50 \text{ nm} \times 30 \text{ nm} \times 30 \text{ nm}$ is at the antinode [33].

As a summary, we present a scheme for the loophole-free test of the Bell inequalities. The detection efficiency of donor electron spins is unity using the optically induced spin to charge transfer detected by an rf-SET, and the fair sampling assumption is not required, thereby the detection loophole in this scheme is closed. The two qubit donors are 300 m apart, and the time of the random and independent measurement of the two qubits by Alice and Bob, respectively, is within $0.7 \mu\text{s}$, thus the lightcone loophole may be closed too. The experimental realization of this scheme is within the reach of the current technology. Large violation of the CHSH inequality $B = 0.37$ for the detection accuracy $\kappa = 0.99$ is achievable. Even if the detection accuracy is so low that $\kappa = 0.95$, we may still have $B = 0.18$. This scheme may open a promising avenue towards a complete experimental Bell test which has a profound significance far beyond science.

Acknowledgments This work was supported by the State Key Programs for Basic Research of China (2005CB623605 and 2006CB921803), and by National Foundation of Natural Science in China Grant Nos. 10474033 and 60676056.

[1] J.F. Clauser and A. Shimony, Rep. Prog. Phys. **41**, 1883 (1978).
 [2] A. Einstein, B. Podolsky, and N. Rosen, Phys. Rev. **47**, 777 (1935).
 [3] J.S. Bell, Physics **1**, 195 (1965).
 [4] J.F. Clauser, M.A.Horne, A. Shimony, and R.A. Holt, Phys. Rev. Lett. **23**, 880 (1969).
 [5] S.J. Freedman and J.F. Clauser, Phys. Rev. Lett. **28**, 938 (1972).
 [6] E.S. Fry, and R.C. Thompson, Phys. Rev. Lett. **37**, 465 (1976).
 [7] A. Aspect, P. Grangier, and G. Roger, Phys. Rev. Lett. **49**, 91 (1982)

[8] Z.Y. Ou and L. Mandel, Phys. Rev. Lett. **61**, 50 (1988)
 [9] P.R. Tapster, J.G. Rarity, and P.C.M. Owens, Phys. Rev. Lett. **73**, 1923 (1994)
 [10] P.G. Kwiat, K. Mattle, H. Weinfurter, and A. Zeilinger, Phys. Rev. Lett. **75**, 4337 (1995)
 [11] W. Tittel, J. Brendel, H. Zbinden, and N. Gisin, Phys. Rev. Lett. **81**, 3563 (1998)
 [12] M.A. Rowe, D. Kielpinski, V. Meyer, C.A. Sackett, W.M. Itano, C. Monroe, and D.J. Wineland, Nature **409**, 791 (2001)
 [13] P.M. Pearle, Phys. Rev. D **2**, 1418 (1970).
 [14] E. Santos, Phys. Rev. A **46**, 3646 (1992).
 [15] J.S. Bell, *Speakable and Unsayable in Quantum Mechanics* (Cambridge University Press, Cambridge, 1988).
 [16] E. Santos, Phys. Lett. A **200**, 1 (1995).
 [17] P.G. Kwiat *et al* Phys. Rev. A **46**, 3646 (1992).
 [18] S.F. Huelga, M. Ferrero, and E. Santos, Europhys. Lett. **27**, 181 (1994)
 [19] E.S. Fry, T. Walther, and S. Li, Phys. Rev. A **52**, 4381 (1995)
 [20] M. Freyberger *et al*, Phys. Rev. A **53**, 1232 (1996)
 [21] C. Simon and W.T.M. Irvine, Phys. Rev. Lett. **91**, 110405 (2003)
 [22] H. Nha and H.J. Carmichael, Phys. Rev. Lett. **93**, 020401 (2004)
 [23] R. García-Patrón, J. Fiurásek, N.J. Cerf, J. Wenger, R. Tualle-Brouri, and P. Grangier, Phys. Rev. Lett. **93**, 130409 (2004)
 [24] B.E. Kane, Nature **393**, 133 (1998).
 [25] P.van Loock, T.D. Ladd, K. Sanaka, F. Yamaguchi, K. Nemoto, W.J. Munro, and Y. Yamamoto, Phys. Rev. Lett. **96**, 240501 (2006)
 [26] R.J. Schoelkopf, P. Wahlgren, A.A. Kozhevnikov, P. Delsing, and D.E. Prober, Science **280**, 1238 (1998).
 [27] T.M. Buehler, D.J. Reilly, R.P. Starrett, A.D. Greentree, A.R. Hamilton, A.S. Dzurak, and R.G. Clark, Appl. Phys. Lett. **86**, 143117 (2005)
 [28] M.J. Testolin, A.D. Greentree, C.J. Wellard, and L.C.L. Hollenberg, Phys. Rev. B **72**, 195325 (2005)
 [29] M. Leong, B. Doris, J. Kedzierski, K. Rim, and M. Yang, Science **306**, 2057 (2004).
 [30] B. Doris *et al*, *International Electron Device Meeting (IEDM) Tech. Dig.* **2002**, 267 (2002).
 [31] M. König, S. Wiedmann, C. Brüne, A. Roth, H. Buhmann, L.W. Molenkamp, X.-L. Qi, S.-C. Zhang, Science **318**, 766 (2007).
 [32] L.C.L. Hollenberg, C.J. Wellard, C.I. Pakes, and A.G. Fowler, Phys. Rev. B **69**, 233301 (2004)
 [33] T.D. Ladd, P. van Loock, K. Nemoto, W.J. Munro, and Y. Yamamoto, New J. Phys. **8**, 184 (2006)
 [34] M.O. Scully, and M.S. Zubairy, *Quantum Optics*, Cambridge, 1997.
 [35] C.D. Hill, L.C.L. Hollenberg, A.G. Fowler, C.J. Wellard, A.D. Greentree, and H.-S. Goan, Phys. Rev. B **72**, 045350 (2005)
 [36] N. Gisin, G. Ribordy, W. Tittel, and H. Zbinden, Rev. Mod. Phys. **74**, 145 (2002)
 [37] O. Guise, J.T. Yates, Jr., and J. Levy, Appl. Phys. Lett. **87**, 171902 (2005)
 [38] B. Doris *et al* *International Electron Device Meeting (IEDM) Tech. Dig.* **2002**, 267 (2002)
 [39] D. Karaiskaj, M.L.W. Thewalt, T. Ruf, M. Cardona, H.-J. Pohl, G.G. Deviaych, P.G. Sennikov, and H. Riemann, Phys. Rev. Lett. **86**, 6010 (2001)