

# Non-Markovian qubit dynamics in the presence of 1/f noise

Guido Burkard

*Institute of Theoretical Physics C, RWTH Aachen University, D-52056 Aachen, Germany*

Within the lowest-order Born approximation, we calculate the exact dynamics of a single qubit in the presence of 1/f noise, without making any Markov approximation. We show that the non-Markovian qubit time-evolution exhibits asymmetries and beatings that cannot be explained within a Markovian theory. The present theory for 1/f noise is relevant for both spin- and superconducting qubit realizations in solid-state devices, where 1/f noise is ubiquitous.

PACS numbers: 03.65.Yz, 74.40.+k, 72.70.+m, 03.67.-a

*Introduction.* Random telegraph noise has been encountered in a wide range of situations in many different areas of physics [1]. A typical example in condensed matter physics is that of a resistor coupled to an ensemble of randomly switching impurities, producing voltage fluctuations with a spectral density that scales inversely proportional with the frequency, hence the name “1/f noise”. The quest to build and coherently control quantum two-level systems functioning as qubits in various solid state systems has once more highlighted the importance of understanding 1/f noise, being a limitation to the quantum coherence of such devices.

The description of low-frequency noise (such as 1/f noise) is complicated by the necessity to take into account long-time correlations in the fluctuating environment which prohibits the use of the Markov approximation. In the case of the spin-boson model, i.e., a qubit coupled to a bath of harmonic oscillators, the dynamics has been calculated within a rigorous Born approximation without further approximations [2, 3]. In particular, no Markov approximation was made in that analysis. In this paper, we carry out a similar analysis for 1/f noise.

Charge and to some extent (via the spin-orbit interaction) spin qubits in quantum dots [4] formed in semiconductor [5] or carbon [6] structures are subject to 1/f noise. In superconducting (SC) Josephson junctions, SC interference devices (SQUIDs), and SC qubits, 1/f noise has been extensively studied experimentally [7, 8, 9, 10, 11, 12, 13, 14] and theoretically [15, 16].

Even where the origin of 1/f noise is known, the induced qubit decoherence is not fully understood theoretically. Most theoretical work either treats the fluctuating environment classically or employs a Markov approximation that neglects the long-time correlations present in typical 1/f noise. Here, we present a fully quantum-mechanical calculation of the qubit dynamics in the presence of 1/f noise which is exact within the lowest-order Born approximation. In particular, we make no use of a Markov approximation. The qubit dynamics in the presence of classical 1/f noise was studied theoretically using both numerical and analytical calculations [18, 19]. Non-Gaussian 1/f noise originating from few fluctuators only was studied in [20, 21], while numerical

studies using an adiabatic approximation were carried out in [22]. The non-Markovian nature of the noise has a direct influence of possible strategies to correct errors in a quantum computer [23].

*Model.* We model the qubit (spin 1/2) coupled to a bath of two-level fluctuators with the Hamiltonian  $H = H_S + H_B + H_{SB}$ . The qubit is described by

$$H_S = \Delta\sigma_x + \epsilon\sigma_z, \quad (1)$$

where  $\sigma_x$  and  $\sigma_z$  are Pauli matrices. In a SC qubit,  $\Delta$  and  $\epsilon$  denote the tunneling and energy bias between the two qubit states. In a spin qubit,  $\epsilon$  is the Zeeman splitting and  $\Delta$  a transverse field. The coupling to the  $N$  fluctuators given by

$$H_{SB} = \sigma_z X = \sigma_z \sum_{i=1}^N v_i \sigma_z^i, \quad (2)$$

where  $\sigma_z^i$  operates on the  $i$ -th two-level fluctuator. Here, the bath Hamiltonian  $H_B$  need not be provided explicitly; it is sufficient to know the auto-correlator  $C(t) = \langle X(0)X(t) \rangle$  of the bath operator  $X(t)$ , where  $\langle \dots \rangle = \text{Tr}_B(\dots \rho_B)$  denotes a trace over the bath degrees of freedom with the bath density matrix  $\rho_B$ . We can further assume that the fluctuators are unbiased,  $\langle X(t) \rangle = 0$ . Assuming that the two-level fluctuators are independent and fluctuate with rates  $\gamma_i$ , one obtains

$$C(t) = \sum_i v_i^2 \langle \sigma_i(t) \sigma_i(0) \rangle = \sum_i v_i^2 e^{-\gamma_i |t|}. \quad (3)$$

The noise spectral density is the Fourier transform

$$S(\omega) = \int_{-\infty}^{\infty} dt C(t) e^{-i\omega t} = \sum_i \frac{2v_i^2 \gamma_i}{\gamma_i^2 + \omega^2}. \quad (4)$$

In the case of a large number of fluctuators, the sum can be converted into an integral. For 1/f noise, one typically assumes a distribution of fluctuators of the form  $P(v, \gamma) \propto 1/\gamma v^\beta$ , where both  $v$  and  $\gamma$  are limited by upper and lower cut-offs [24]. The spectral density of the ensemble of two-level fluctuators then becomes

$$S(\omega) \propto \int_{v_{\min}}^{v_{\max}} \int_{\gamma_0}^{\gamma_c} dv d\gamma P(v, \gamma) \frac{2v^2 \gamma}{\gamma^2 + \omega^2}. \quad (5)$$

For  $\gamma_0 = 0$  this yields 1/f noise of the form  $S(\omega) \propto 1/|\omega|$ . The divergence at low frequencies is physically cut off by the finite duration of a qubit measurement, unless other cut-offs at even shorter times are present. Introducing a low-frequency cut-off  $\gamma_0 > 0$  in Eq. (5), we obtain

$$S(\omega) = 2\pi A \frac{\arctan(\omega/\gamma_0)}{\pi} \frac{1}{\omega}, \quad (6)$$

where  $A$  depends on the cut-offs and the exponent  $\beta$ . For  $\gamma_0 \rightarrow 0$ , we recover  $S(\omega) \rightarrow 2\pi A/|\omega|$ . Inverting the above Fourier transform, we obtain

$$C(t) = -A \text{Ei}(-\gamma_0|t|), \quad (7)$$

where Ei denotes the exponential integral function.

*Qubit dynamics.* The density matrix  $\rho$  of the total system, consisting of the qubit and the bath, obeys the Liouville equation,  $\dot{\rho}(t) = -i[H, \rho(t)]$ . The time evolution of the reduced density matrix of the qubit alone  $\rho_S(t) = \text{Tr}_B \rho$  is then determined by the generalized master equation (GME) [2, 3]

$$\dot{\rho}_S(t) = -i[H_S, \rho_S(t)] - i \int_0^t \Sigma(t-t') \rho_S(t') dt', \quad (8)$$

where the self-energy superoperator  $\Sigma(t)$  gives rise to memory effects, i.e., the time evolution of  $\rho_S(t)$  depends on the state  $\rho_S(t')$  at all earlier times  $t' \leq t$ . Therefore, the qubit dynamics is inherently non-Markovian. Expanding the right-hand side of Eq. (8) in orders of the qubit-bath coupling operator  $H_{SB}$  and only keeping the lowest (second) order contribution, one obtains the self-energy operator in (lowest-order) Born approximation  $\Sigma(t)\rho_S = -i\text{Tr}_B[H_{SB}, e^{-itH_0}[H_{SB}, \rho_S \otimes \rho_B]e^{itH_0}]$ , where  $H_0 = H_S + H_B$  denotes the Hamiltonian of the uncoupled qubit and fluctuator bath.

Introducing the Bloch vector  $\langle \sigma(t) \rangle = \text{Tr}_S \sigma \rho_S(t)$ , where  $\sigma = (\sigma_x, \sigma_y, \sigma_z)$  is a vector of Pauli operators, we write the GME as a generalized Bloch equation

$$\langle \dot{\sigma} \rangle = R * \langle \sigma \rangle + \mathbf{k}, \quad (9)$$

where the star denotes convolution and [2, 3]

$$R(t) = \begin{pmatrix} -\frac{E^2}{\Delta^2} \Gamma_1(t) & -\epsilon \delta(t) + \frac{E}{\Delta} K_y^+(t) & 0 \\ \epsilon \delta(t) - \frac{E}{\Delta} K_y^+(t) & -\Gamma_y(t) & -\Delta \delta(t) \\ 0 & \Delta \delta(t) & 0 \end{pmatrix} \quad (10)$$

with  $E = \sqrt{\Delta^2 + \epsilon^2}$  and the functions [2, 3]  $\Gamma_1(t) = (2\Delta/E)^2 \cos(Et)C'(t)$ ,  $\Gamma_y(t) = (2\Delta/E)^2 (1 + (\epsilon/\Delta)^2 \cos(Et))C'(t)$ , and  $K_y^+(t) = (4\epsilon\Delta/E^2) \sin(Et)C'(t)$ , where  $C'(t)$  and  $C''(t)$  denote the real and imaginary parts of  $C(t)$ . Since  $\mathbf{k}(t)$  depends only on  $C''(t)$  and  $C(t) = C'(t)$  is real for 1/f noise, we find  $\mathbf{k} = 0$ .

As shown in [2, 3], Eq.(9) can be solved by means of the Laplace transform  $f(s) = \int_0^\infty f(t)e^{-ts} dt$ , where

$$\langle \sigma(s) \rangle = (s - R(s))^{-1} (\langle \sigma(t=0) \rangle - \mathbf{k}(s)). \quad (11)$$

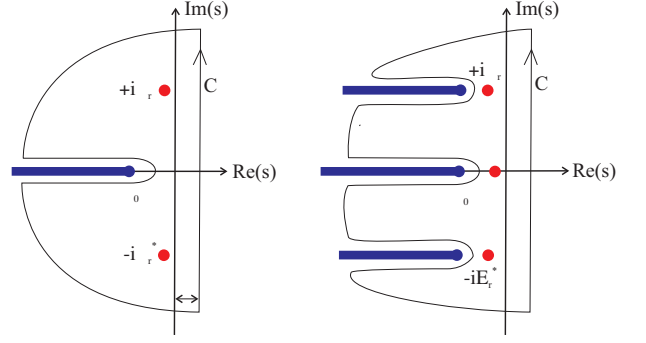


FIG. 1: (a) Analytic structure of  $\langle \sigma_z(s) \rangle$  for  $\epsilon = 0$ . The red dots at  $\pm i\Delta_r$  represent the poles while the blue line from  $-\gamma_0$  through  $-\infty$  is a branch cut. (b) The case  $\epsilon \neq 0$ . The red dots at  $\pm iE_r$  and  $-E_r''$  represent the poles while the blue line from  $-\gamma_0$  through  $-\infty$  is a branch cut.

The Laplace transform  $R(s)$  of  $R(t)$ , has entries according to Eq. (10), with  $\delta(t)$  replaced by 1, and, for 1/f noise

$$\Gamma_1(s) = \frac{2A}{E^2} \Delta^2 (C(s+iE) + C(s-iE)), \quad (12)$$

$$\Gamma_y(s) = \frac{2A}{E^2} (2\Delta^2 C(s) + \epsilon^2 (C(s+iE) + C(s-iE))), \quad (13)$$

$$K_y^+(s) = i \frac{2A}{E^2} \Delta \epsilon (C(s+iE) - C(s-iE)), \quad (14)$$

where the Laplace transform of the correlator  $C(t)$  is

$$C(s) = \frac{A}{s} \log \left( \frac{s + \gamma_0}{\gamma_0} \right). \quad (15)$$

The qubit dynamics  $\langle \sigma(t) \rangle$  is recovered from  $\langle \sigma(s) \rangle$  by way of an inverse Laplace transform. This will be carried out below, first for the special case of an unbiased qubit ( $\epsilon = 0$ ) and then for the general case.

*Unbiased qubit.* We first assume that the qubit is prepared at time  $t = 0$  in one of the eigenstates  $|0\rangle = |\uparrow\rangle$  of  $\sigma_z$ , i.e.,  $\langle \sigma \rangle = (0, 0, 1)$ , and that the qubit is unbiased,  $\epsilon = 0$ . If the fluctuators were absent the qubit would undergo a precession about the  $x$  axis,  $\langle \sigma_z(t) \rangle = \cos(\Delta t)$ . Due to the presence of the fluctuators,

$$\langle \sigma_z(s) \rangle = \frac{s^2 + 4A \log(1 + s/\gamma_0)}{s(s^2 + \Delta^2 + 4A \log(1 + s/\gamma_0))}. \quad (16)$$

We expand  $\langle \sigma_z(s) \rangle$  in leading order of  $A$ ,

$$\langle \sigma_z(s) \rangle = \frac{s}{s^2 + \Delta^2} + 4A\Delta^2 \frac{\log(1 + s/\gamma_0)}{s(s^2 + \Delta^2)^2} + O(A^2). \quad (17)$$

The coherent spin oscillations in the time domain are obtained from the inverse Laplace transform, the so-called Bromwich integral [2, 3] (see Fig. 1a),  $\langle \sigma_z(t) \rangle = \frac{1}{2\pi i} \lim_{\eta \downarrow 0} \int_{-i\infty+\eta}^{i\infty+\eta} \langle \sigma_z(s) \rangle e^{ts} ds$ . The integral contour can be closed in the left complex half-plane  $\text{Re}(s) < 0$ . The

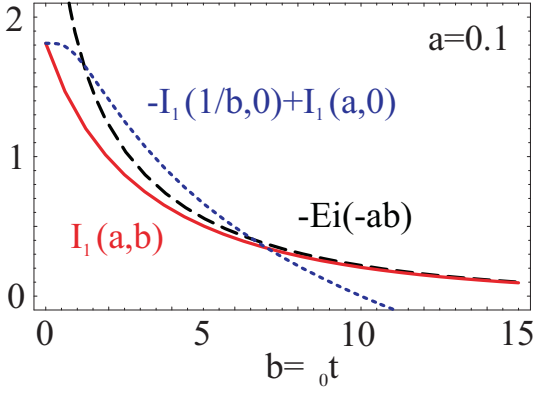


FIG. 2: Branch cut integral function  $I_1(a, b)$  (solid red line) and two asymptotes (black dashed and blue dotted lines).

behavior of  $\langle \sigma_z(t) \rangle$  is therefore given by the analytic structure of  $\langle \sigma_z(s) \rangle$  in the left half-plane, see Fig. 1a. In the absence of the fluctuating environment ( $A = 0$ ),  $\langle \sigma_z(s) \rangle$  has two poles at  $s = \pm i\Delta$  which yield  $\langle \sigma_z(t) \rangle = \cos(\Delta t)$ , as expected. The coupling to the fluctuating environment has two effects: (i) a shift of the poles, and (ii) the appearance of a branch point due to the logarithm in Eq. (17) and the associated branch cut that we choose to lie on the negative real axis between  $-\gamma_0$  and  $-\infty$ .

The exact shift of the poles has been calculated numerically from Eq. (16). To lowest order in  $A$ , we find

$$\Delta_r \equiv \Delta'_r + i\Delta''_r \simeq \Delta + \frac{A}{\Delta} \log\left(1 + \frac{\Delta^2}{\gamma_0^2}\right) \pm 2i \frac{A}{\Delta} \arctan \frac{\Delta}{\gamma_0}, \quad (18)$$

where the real part  $\Delta'_r$  is the renormalized frequency of the coherent oscillations, while the imaginary part  $\Delta''_r$  describes an exponential decay of those oscillations.

If a Markovian approximation were made by setting  $s = 0$  in  $\Gamma_1(s)$ ,  $\Gamma_y(s)$ , and  $K_y^+(s)$ , then the branch cut would be missed completely and only an exponential decay with a rate  $2A/\gamma_0$  would be obtained. The Markov approximation is only justified if  $\gamma_0 \gg \Delta$ , i.e., if the bath dynamics is much faster than the system dynamics. Here, we entirely avoid making a Markov approximation.

The inverse Laplace transform can be obtained by closing the integration contour in the  $\text{Re}(s) < 0$  complex half-plane. The integral can then be divided into two parts,  $\langle \sigma_z(t) \rangle = \langle \sigma_z(t) \rangle_{\text{poles}} + \langle \sigma_z(t) \rangle_{\text{bc}}$ . The integration in the first term along the contour  $C$ , not including the line integrals along the branch cut, indicated in Fig. 1a, yields the sums of the residues from the poles  $\langle \sigma_z(t) \rangle_{\text{poles}} = \frac{1}{2\pi i} \int_C ds \langle \sigma_z(s) \rangle e^{st} = \frac{1}{2} (r e^{it\Delta_r} + r^* e^{-it\Delta_r})$ , and finally

$$\langle \sigma_z(t) \rangle_{\text{poles}} = r' \cos(\Delta'_r t) e^{-\Delta''_r t} - r'' \sin(\Delta'_r t) e^{-\Delta''_r t}, \quad (19)$$

where  $r = [1 + 4A\Delta^{-2} \log(1 - i\Delta/\gamma_0)]^{-1}$ , with real and imaginary parts  $r' = 1 - (2A/\Delta^2) \log(1 + \Delta^2/\gamma_0^2) + O(A^2)$  and  $r'' = (4A/\Delta^2) \arctan(\Delta/\gamma_0) + O(A^2)$ . For  $A = 0$ , Eq. (19) reduces to  $\cos(\Delta t)$ .

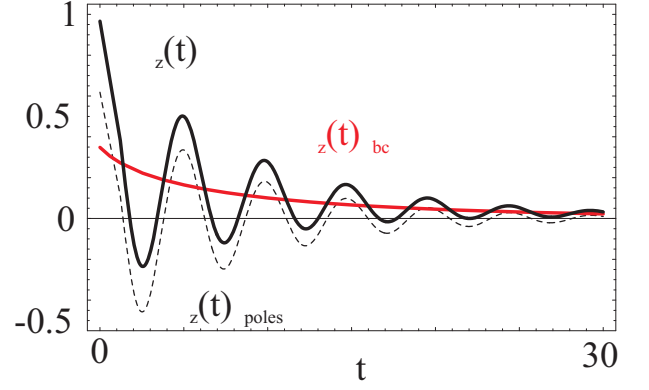


FIG. 3: Non-Markovian time-evolution of the unbiased ( $\epsilon = 0$ ) qubit (spin)  $z$ -component  $\langle \sigma_z(t) \rangle$ , for  $A/\Delta^2 = 0.05$  and  $\gamma_0/\Delta = 0.05$  (solid black line). The pole contribution  $\langle \sigma_z(t) \rangle_{\text{poles}}$  due to the Markovian part of the dynamics is plotted as a dashed line for comparison. The essential non-Markovian part is given by the branch cut contribution  $\langle \sigma_z(t) \rangle_{\text{bc}}$  (shown as a red solid line).

The branch cut contribution to lowest order in  $A$  is

$$\langle \sigma_z(t) \rangle_{\text{bc}} = \frac{4A}{\Delta^2} I_1(\gamma_0/\Delta, \Delta t) \quad (20)$$

with the integral

$$I_n(a, b) = \int_a^\infty dy \frac{e^{-by}}{y^n (y^2 + 1)^2}, \quad (21)$$

where we have used Eq. (17) and introduced dimensionless variables and where  $a > 0$  and  $b \geq 0$ . For  $n = 1$ ,

$$I_1(a, b) = \frac{1}{2} \text{Re} [(ib + 2)e^{-ib}(-i\pi + \text{Ei}(ib - ab))] - \frac{1}{2} \frac{1}{1 + a^2} e^{-ab} - \text{Ei}(-ab), \quad (22)$$

which is plotted in Fig. 2. For  $a = \gamma_0/\Delta > 1$  and  $b > 0$  ( $t > 0$ ), the effect of the environment on the branch cut integral is exponentially suppressed:  $I_1(a, b) < e^{-ab}/b$  and thus  $|\langle \sigma_z(t) \rangle_{\text{bc}}| < (4A/\Delta^3 t) e^{-\gamma_0 t}$ . The physically more interesting regime is  $a = \gamma_0/\Delta \ll 1$ . Within this regime, we can distinguish two temporal regimes: short times  $ab \ll 1$  ( $t \ll \gamma_0^{-1}$ ) and long times  $ab \gg 1$  ( $t \gg \gamma_0^{-1}$ ). In the short-time case, the integral is cut off from above by a combination of the  $y^{-5}$  and the exponential factor. The effect of the latter can be approximated by cutting off the integral at  $1/b$ , with the result  $I_1(a, b) \approx -I_1(1/b, 0) + I_1(a, 0)$ , where  $I_1(a, 0) = -\frac{1}{2}(1 + a^2)^{-1} + \frac{1}{4} \log(1 + a^{-2})$  is the branch cut integral for  $t = 0$  ( $b = 0$ ). Note that  $I_1(a, 0) \geq 0$  due to the logarithmic term. In the long-time case, the integral is cut off by the exponential whereas the  $(y^2 + 1)^2$  factor in the denominator becomes irrelevant,  $I_1(a, b) \approx -\text{Ei}(-ab)$ . The resulting damped qubit oscillation is plotted in Fig. 3.

*The biased case.* We again assume that the qubit pre-

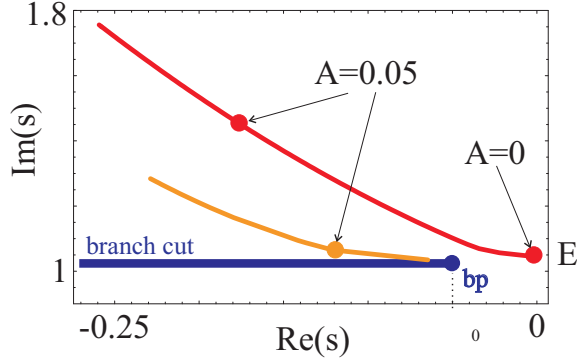


FIG. 4: Shift and splitting of the poles of  $\langle\sigma_z(s)\rangle$  for the biased system ( $\epsilon \neq 0$ ) due to coupling to  $1/f$  fluctuators. Shown is the pole located at  $s = iE$  for the undamped system ( $A = 0$ ), indicated as a red dot. The pole at  $s = -iE$  behaves similarly. As the coupling  $A$  to the bath of fluctuators is increased, the pole starts shifting. As the pole reaches the vicinity of the branch point (bp), a second pole (orange dot) appears. Shown as a red and orange dot are the two poles for  $A = 0.05$ . The splitting of the poles near the branch point leads to a beating pattern in  $\langle\sigma_z(t)\rangle_{\text{poles}}$ , see Fig. 5. Here,  $\epsilon = 0.3$  and  $\gamma_0 = 0.05$ .

pared at time  $t = 0$  in one of the eigenstates  $|0\rangle = |\uparrow\rangle$  of  $\sigma_z$ , i.e.,  $\langle\sigma\rangle = (0, 0, 1)$ , but now the qubit is biased,  $\epsilon \neq 0$ . In the absence of the fluctuators ( $A = 0$ ), the qubit would now undergo a precession about an axis in the  $xz$  plane with frequency  $E/2\pi$ , where  $E = \sqrt{\Delta^2 + \epsilon^2}$ . In this unperturbed situation,  $\langle\sigma_z(s)\rangle$  has three poles at  $s = \pm iE$  and  $s = 0$ , the former two giving rise to undamped oscillations of  $\langle\sigma_z(t)\rangle$  with frequency  $E/2\pi$  and amplitude  $\Delta^2/E^2$ , while the latter allows for a non-vanishing stationary value  $\epsilon^2/E^2$  of  $\langle\sigma_z(t)\rangle$  in the long-time limit.

In the presence of the bath of fluctuators, we find, in leading order in  $A$ ,

$$\langle\sigma_z(s)\rangle = \frac{s^2 + \epsilon^2}{s(s^2 + E^2)} + 4A \frac{\Delta^2}{E^2} \text{Re} \left[ \frac{\Delta^2}{(E^2 + s^2)^2} C(s) + \frac{\epsilon^2}{s^2(s + iE)^2} C(s + iE) \right] + O(A^2) \quad (23)$$

Analogously to the unbiased case, the poles are shifted in the presence of the fluctuators. In leading order in  $A$ , we find three poles at  $-2E_r'' = -(4A\Delta^2/E^3) \arctan(E/\gamma_0)$ , and  $\pm iE_r = \pm iE \pm (iA\Delta^2/E^3) \log(1 + E^2/\gamma_0^2) - (2A\Delta^2/E^3) \arctan(E/\gamma_0)$ . From the shift of these poles (see Fig. 1b), we obtain

$$\langle\sigma_z(t)\rangle_{\text{poles}} = \frac{\Delta^2}{E^2} \cos(E_r' t) e^{-E_r'' t} + \frac{\epsilon^2}{E^2} e^{-2E_r'' t}. \quad (24)$$

However, while in the unbiased case a Markovian treatment at least qualitatively describes the pole contribution correctly, in the biased case, there is another effect that is elusive in a Markovian analysis. As shown in Fig. 1b, there are three branch points in the biased case, lying at

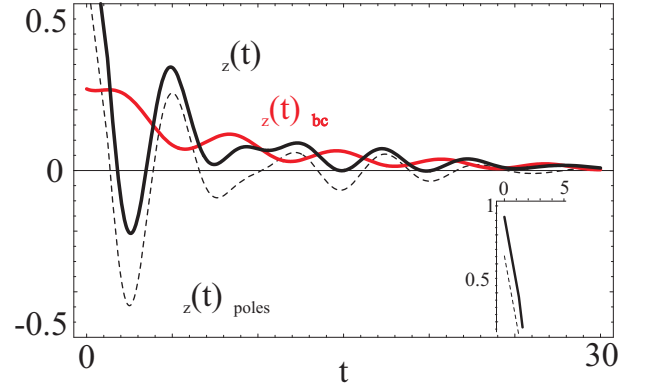


FIG. 5: Oscillation  $\langle\sigma_z(t)\rangle$  of the biased qubit for  $\epsilon/\Delta = 0.3$ ,  $A/\Delta^2 = 0.05$  and  $\gamma_0/\Delta = 0.05$ . The beating due to the splitting of the poles at  $\pm iE$  can be observed in  $\langle\sigma_z(t)\rangle_{\text{poles}}$ .

$-\gamma_0$  and  $-\gamma_0 \pm iE$ . We find that as the two poles near  $\pm iE$  approach the branch points at  $-\gamma_0 \pm iE$  as  $A$  is increased, these poles split into two poles. This behavior is illustrated in Fig. 4. The significance of this splitting is that it leads to beating patterns already in the pole part of  $\langle\sigma_z(t)\rangle$ , as shown in Fig. 5.

The three branch cuts (shown in Fig. 1b) give rise to a contribution to  $\langle\sigma_z(t)\rangle$ ,

$$\langle\sigma_z(t)\rangle_{\text{bc}} = -\frac{4A\Delta^2}{E^4} \left[ \frac{\Delta^2 + \epsilon^2 \cos(Et)}{E^2} I_1 + \frac{\epsilon^2}{E^2} (\sin(Et)I_2 - \cos(Et)I_3) \right], \quad (25)$$

where the functions  $I_n$  are defined in Eq. (21) and evaluated at the arguments  $a = \gamma_0/E$  and  $b = Et$ . For the unbiased case  $\epsilon = 0$  and  $E = \Delta$ , one retrieves the previous result with the function  $I_1$  discussed above. The integrals  $I_2$  and  $I_3$  can be calculated in closed form, but will not be given here. The damped oscillations  $\langle\sigma_z(t)\rangle$ , consisting of both pole and branch cut contributions, are plotted in Fig. 5.

*Discussion.* We have calculated the dynamics of a single qubit under the influence of  $1/f$  noise within the lowest-order Born approximation, and have found the following essentially non-Markovian features in the decay of the  $z$ -component of the spin: (i) Both for the unbiased and the biased qubit, the decay is non-exponential and asymmetric due to non-Markovian effects and there is an “initial loss” of coherence on a typical time scale  $1/\gamma_0$ , as seen in Figs. 3 and 5. (ii) In the biased case, for sufficiently strong noise, the single-frequency oscillation is replaced by a two-frequency oscillation, exhibiting a characteristic beating pattern. Here, we have concentrated on the longitudinal part  $\langle\sigma_z(t)\rangle$  of the qubit. However, using the same formalism, we have also calculated the transverse part  $\langle\sigma_x(t)\rangle$  which shows similar behavior.

*Acknowledgments.* Financial support for this work from the Swiss SNF (contract PP002-106310/1) and Ger-

man DFG SPP “spintronics” is gratefully acknowledged.

- 
- [1] P. Dutta, P. M. Horn, *Rev. Mod. Phys.* **53**, 497 (1981).
- [2] D. Loss and D. P. DiVincenzo, *cond-mat/0304118* (2003).
- [3] D. P. DiVincenzo and D. Loss, *Phys. Rev. B* **71**, 035318 (2005).
- [4] D. Loss and D. P. DiVincenzo, *Phys. Rev. A* **57**, 120 (1998).
- [5] S. W. Jung, T. Fujisawa, and Y. Hirayama, and Y. H. Jeong, *Appl. Phys. Lett.* **85**, 768 (2004).
- [6] D. Tobias, M. Ishigami, A. Tselev, P. Barbara, E. D. Williams, C. J. Lobb, and M. S. Fuhrer, *Phys. Rev. B* **77**, 033407 (2008).
- [7] F. C. Wellstood, C. Urbina, and J. Clarke, *Appl. Phys. Lett.* **85**, 5296 (2004).
- [8] R. W. Simmonds, K. M. Lang, D. A. Hite, S. Nam, D. P. Pappas, and J. M. Martinis, *Phys. Rev. Lett.* **93**, 077003 (2004).
- [9] G. Ithier, E. Collin, P. Joyez, P. J. Meeson, D. Vion, D. Esteve, F. Chiarello, A. Shnirman, Y. Makhlin, J. Schrieffer, and G. Schön, *Phys. Rev. B* **72**, 134519 (2005).
- [10] F. Yoshihara, K. Harrabi, A. O. Niskanen, Y. Nakamura, and J. S. Tsai, *Phys. Rev. Lett.* **97**, 167001 (2006).
- [11] O. Astafiev, Yu. A. Pashkin, Y. Nakamura, T. Yamamoto, J. S. Tsai, *Phys. Rev. Lett.* **93**, 267007 (2004).
- [12] O. Astafiev, Yu. A. Pashkin, Y. Nakamura, T. Yamamoto, J. S. Tsai, *Phys. Rev. Lett.* **96**, 137001 (2006).
- [13] M. Mück, M. Korn, C. G. A. Mugford, J. B. Kycia, and J. Clarke, *Appl. Phys. Lett.* **86**, 012510 (2005).
- [14] J. Eroms, L. C. van Schaarenburg, E. F. C. Driessen, J. H. Plantenberg, C. M. Huizinga, R. N. Schouten, A. H. Verbruggen, C. J. P. M. Harmans, and J. E. Mooij, *Appl. Phys. Lett.* **89**, 122516 (2006).
- [15] D. J. Van Harlingen, T. L. Robertson, B. L. T. Plourde, P. A. Reichardt, T. A. Crane, and John Clarke, *Phys. Rev. B* **70**, 064517 (2004).
- [16] R. H. Koch, D. P. DiVincenzo, and J. Clarke, *Phys. Rev. Lett.* **98**, 267003 (2007).
- [17] K. Kakuyanagi, T. Meno, S. Saito, H. Nakano, K. Semba, H. Takayanagi, F. Deppe, and A. Shnirman, *Phys. Rev. Lett.* **98**, 047004 (2007).
- [18] K. Rabenstein, V. A. Sverdlov, and D. V. Averin, *JETP Lett.* **79**, 646 (2004).
- [19] J. Schrieffer, Yu. Makhlin, A. Shnirman, and G. Schön, *New J. Phys.* **8**, 1 (2006).
- [20] Y. M. Galperin, B. L. Altshuler, J. Bergli, and D. V. Shantsev, *Phys. Rev. Lett.* **96**, 097009 (2006).
- [21] J. Bergli, Y. M. Galperin, and B. L. Altshuler, *Phys. Rev. B* **74**, 024509 (2006).
- [22] G. Falci, A. D’Arrigo, A. Mastellone, and E. Paladino, *Phys. Rev. Lett.* **94**, 167002 (2005).
- [23] B. M. Terhal and G. Burkard, *Phys. Rev. A* **71**, 012336 (2005).
- [24] We assume  $\beta > 3$  to ensure that a large number of fluctuators over the entire range of  $v$  couples to the qubit and the assumption of Gaussian noise is justified.