

Essential conditions for evolution of communication within a species

Alex Feigel*
Soreq NRC,
Yavne 81800, Israel

Human-like communication skills provide significant Darwinian advantages in the evolutionary race. It is unclear, however, why are humans unique in developing such extensive abilities to exchange and process information. The main impediments to the evolution of communication are costs associated with the maintenance of an adequate nervous system or with cooperative fair signaling in the course of selfish competition. Here we show that correlated interactions of the indirect reciprocity type together with affective behavior and evolutionary selection rules changing with time are necessary for the emergence of significant information exchange. Population size variations accelerate this development. These results are supported by evidence of demographic bottlenecks, distinguishing human from other species' (e.g. apes) evolution line. They indicate as well new pathways for artificial evolution of information based phenomena, like complexity, modularity and intelligence.

PACS numbers:

Information is a resource, like energy or food, contributing to the evolutionary success of a population and its members. As a consequence, all biological species, from bacteria to human beings, have developed skills to sense their environment, communicate with each other[1, 2] and in some cases even interfere with signalling of hostile organisms[3]. The abilities to acquire and process information, however, change significantly across populations (e.g. language based information exchange and intelligence are unique human properties). The variety of communication skills and relative brain sizes[4] indicates important constraints on the development of human-like information exchange and processing, which provide superior abilities for joining efforts to control and modify the environment.

Two main factors constrain the evolution of information exchange and intelligent processing. First, information comes at a cost that can be higher than the corresponding evolutionary gain. Many organisms therefore, avoid sustaining excessive sensing and decision making abilities by preferring, for example, stochastic (non-responsive) behavior in a fluctuating environment[5, 6]. Second, individual fitness can be improved in the course of a competition by selfish hiding of useful information, making cooperative fair signaling evolutionary disadvantageous. Mimicry, deception[7] and other methods of selfish information protection are common in the living world, from populations of bacteria[8] to states of government. It is however still unclear what allowed humans to overcome them with such an efficiency.

We address here the question: What are the required evolutionary selection conditions for the development of significant information exchange between members of a population? Previous attempts to answer similar questions, assumed generally the emergence of some specific

behavior strategies, e.g. cooperation[9, 10, 11] or fair signaling[12]. Common behavior, however, does not imply greater information exchange. For example, no information is required for choosing unconditional cooperation, independently of the state of one's competitor. Complete information exchange occurs in the course of correlated reactions between two interacting strangers, that are committed to a common role agreement[13], e.g. who is the donor and who is the recipient. Consequently, information exchange will be estimated quantitatively by the presence of correlated, rather than random, mutual reactions.

In this Report, we demonstrate that a unique set of evolutionary conditions provides a solution both for a stable, maximal information exchange between individuals and for a naturally occurring diversity of communication abilities across populations. The supporting analytical tools are presented in the supplementary material (SM) section. Communication skills are predicted to co-evolve with an ability to affect the competitor's behavior, creating populations with a small amount of evolutionary important correlated interactions of the indirect reciprocity[14] type, together with more frequent non-responsive behavior lacking any evolutionary gain. This solution suggests that fluctuations in population size, which are extreme in human evolution[15], are an indicator of faster evolution of information exchange and processing.

Any individual property (a phenotype) emerges as a mutation in an evolving population, subsequently developing or deteriorating with generations as a consequence of natural selection. The selection process can be approximated by a game consisting of a set of weights W_{pq} , describing the payoff for reaction p against reaction q of the competitor (Fig. 1). The selection rules may include several games, corresponding to different life-like interactions: Prisoner's Dilemma, Chicken, Leader, Battle of the Sexes, etc. . . [16, 17]. Competitors obtain their payoffs according to different weight tables, taking into

*Electronic address: sasha@soreq.gov.il

account the intrinsic asymmetries between them in the course of an interaction. Darwinian fitness is associated with the average payoff for all intra-population competitions, defining so an evolutionary stable phenotype capable of outperforming any emerging mutant in the population.

Consider repeated interactions between two individuals, capable of generating selfish S and cooperative C reactions. These individuals share an amount of information per interaction[18]:

$$I = \sum_{p,q=S,C} \Omega_{pq} \log_2 \left(\frac{\Omega_{pq}}{(\Omega_{pS} + \Omega_{pC})(\Omega_{Sq} + \Omega_{Cq})} \right), \quad (1)$$

where Ω_{pq} is the probability of reactions p against q . I varies from 0 to 1 bit, reaching its maximum in case of positively (S vs. S and C vs. C , $\Omega_{SS} = \Omega_{CC} = 0.5$ and $\Omega_{SC} = \Omega_{CS} = 0$) or negatively (S vs. C and C vs. S , $\Omega_{SC} = \Omega_{CS} = 0.5$ and $\Omega_{SS} = \Omega_{CC} = 0$) correlated reactions. Analysis of the evolutionary stability of populations with correlated reactions is, therefore, of major importance to describe the evolution of abilities to exchange and process information.

In this model, an individual A possesses several behavior modes $m = 1, N$, each one characterized by three evolvable parameters ($\epsilon_m^A, \alpha_m^A, \beta_m^A$) and weight table W_{pq}^m . In the course of a competition, A acts in a specific mode m with probability ϵ_m^A , generates either selfish S or cooperative C reactions with a strategy defined by (α_m^A, β_m^A) and receives payoffs according to W_{pq}^m (Fig. 2A). The conditional probabilities (α_m^A, β_m^A) define the statistics of reactions in each behavior mode: α_m and $1 - \alpha_m$ are respectively the probabilities to choose cooperation C and selfish S reactions against the competitor's unconditional selfish reaction S , while β_m and $1 - \beta_m$ are the probabilities to choose cooperation C and selfish S reactions against the competitor's unconditional cooperation reaction C (Fig. 2B). In this context, (α_m^A, β_m^A) can be viewed as selfishness aversion and cooperation attraction correspondingly. Affective behavior is introduced by allowing the phenotypes of competing individuals to depend on each other. This phenotype description follows with some alternations previous attempts to incorporate conditional correlations into game theory and its biological applications[5, 19, 20, 21, 22, 23, 24, 25].

The payoff $F(A, B)$ of an individual A interacting with individual B is:

$$F(A, B) = \sum_{i,j} \epsilon_i^A \epsilon_j^B \left[\Omega_{SS}^{i,j} W_{SS}^i + \Omega_{SC}^{i,j} W_{SC}^i + \dots + \Omega_{CS}^{i,j} W_{CS}^i + \Omega_{CC}^{i,j} W_{CC}^i \right], \quad (2)$$

where the summation includes all possible interactions (mode i of A vs. mode j of B), taking into account the corresponding probabilities of such interaction $\epsilon_i^A \epsilon_j^B$ and the statistics of the mutual reactions $\Omega_{pq}^{i,j}$. To calculate the payoff $F(A, B)$ and the information exchange rate I , one should derive the statistics of the mutual reactions

$\Omega_{pq}^{i,j}$ as a function of the competing individuals' phenotypes.

The statistics of the mutual reactions $\Omega_{pq}^{i,j}$ during an interaction of individuals A in mode i vs. B in mode j , is a function of the phenotypes (α_i, β_i) , (α_j, β_j) and their reaction order in the course of a competition (the first to respond lacks confident information on the competitor's intentions). The value of $\Omega_{pq}^{i,j}$ follows from definitions of α and β , e.g.: $\Omega_{CS}^{i,j}$, the probability of cooperation vs. selfishness in a competition is equal to the conditional probability α_i of A to cooperate with a selfish competitor, multiplied by the unconditional probability γ_{ji} of B to provide reaction S during a competition with A :

$$\begin{aligned} \Omega_{SS} &= (1 - \alpha_i)\gamma_{ji}, \quad \Omega_{CC} = \beta_i(1 - \gamma_{ji}) \\ \Omega_{CS} &= \alpha_i\gamma_{ji}, \quad \Omega_{SC} = (1 - \beta_i)(1 - \gamma_{ji}), \end{aligned} \quad (3)$$

where γ_{ji} is:

$$\begin{aligned} \gamma_{ji}(\alpha_j, \beta_j, \alpha_i, \beta_i) &= \\ &= \frac{(1 - \beta_j) - (1 - \beta_i)(\alpha_j - \beta_j)}{1 - (\alpha_i - \beta_i)(\alpha_j - \beta_j)}. \end{aligned} \quad (4)$$

Derivation of eq. (4) follows from symmetry considerations, for instance the statistics $\Omega_{pq}^{i,j}$ and $\Omega_{pq}^{j,i}$ have to be identical. Fortunately, $\Omega_{pq}^{i,j}$ is independent of the order of reactions in interactions which contribute to the development of communication (see SM 3 b, 4 and 5).

Two individuals possessing the same behavior mode $(\alpha_i, \beta_i) = (\alpha_j, \beta_j) = (\alpha, \beta)$ exchange during an interaction an amount of information:

$$I(\alpha, \beta) = \log_2 \left(\frac{(1 - \alpha)^{(1-\alpha)\gamma} (1 - \beta)^{(1-\beta)(1-\gamma)} \alpha^{\alpha\gamma} \beta^{\beta(1-\gamma)}}{\gamma^\gamma (1 - \gamma)^\gamma} \right), \quad (5)$$

where, according to eq. (4), $\gamma = \gamma_{ji}$ ($i = j$) is:

$$\gamma_{ii} = \frac{1 - \beta}{1 + \alpha - \beta}. \quad (6)$$

Eq. (5) follows from (1), taking into account eqs. (3) and (4). Expression (5) provides a quantitative measure of the individual's information processing capability in each behavior mode (α, β) .

The behavior modes $(\alpha = 1, \beta = 0)$ and $(\alpha = 0, \beta = 1)$ possess maximal information exchange rate (1 bit per interaction) according to eq. (5), as shown in Fig. 2C. The mode $(\alpha = 0, \beta = 1)$ corresponds to positively correlated reactions ($\Omega_{SS} = 0.5, \Omega_{CC} = 0.5, \Omega_{SC} = \Omega_{CS} = 0$), similar to synchronous interactions of cells in a multicellular organism, e.g. heart contraction. The mode $(\alpha = 1, \beta = 0)$ is similar to negatively correlated ($\Omega_{SC} = 0.5, \Omega_{CS} = 0.5, \Omega_{SS} = \Omega_{CC} = 0$) social interactions (similar to indirect reciprocity). The flux of information is zero for the modes $(\alpha = \beta)$, $(\alpha = 0, \beta)$ and $(\alpha, \beta = 1)$, corresponding to random mutual reactions, unconditional selfishness ($\Omega_{SS} = 1, \Omega_{SC} = \Omega_{CS} = \Omega_{CC} = 0$) and unconditional cooperation ($\Omega_{CC} = 1, \Omega_{SC} = \Omega_{CS} = \Omega_{SS} = 0$).

Evolution of positively correlated reactions ($\alpha = 0, \beta = 1$) requires much longer times than the evolution of negatively correlated ones. It is a consequence of slow evolution near the axis $\alpha = 0$ or $\beta = 1$ (see Fig. 2C), since the populations along these axes are identical with unconditional selfishness ($\Omega_{SS} = 1$) along $\alpha = 0$ and cooperation ($\Omega_{CC} = 1$) along $\beta = 1$. Further analysis, therefore, will focus on the development of communication abilities based on negatively correlated reactions ($\alpha = 1, \beta = 0$), leading to interesting analogies with real world phenomena.

A population consisting of phenotypes with a single negatively correlated behavior mode ($\alpha = 1, \beta = 0$), is evolutionary unstable under any weight table W_{pq} . This can be demonstrated as follows: an individual of this type acts against an identical competitor either as a donor or a recipient with equal probabilities ($\Omega_{SC} = 0.5, \Omega_{CS} = 0.5, \Omega_{SS} = \Omega_{CC} = 0$), receiving an average payoff of $(W_{SC} + W_{CS})/2$. He demonstrates, however, unconditional cooperation ($\Omega_{CS} \approx 1, \Omega_{SC} \approx \Omega_{SS} \approx \Omega_{CC} \approx 0$) or selfishness ($\Omega_{SC} \approx 1, \Omega_{CS} \approx \Omega_{SS} \approx \Omega_{CC} \approx 0$) against mutants described by $(\alpha_j = 1 - \Delta\alpha, \beta_j = 0)$ and by $(\alpha_j = 1, \beta_j = \Delta\beta)$ $\Delta\alpha, \Delta\beta \ll 0$, providing them payoffs W_{SC} and W_{CS} . These abrupt changes of behavior are a consequence of the instability of $\gamma_{ji}(\alpha_j, \beta_j, \alpha_i, \beta_i)$ (4) near the point $(\alpha = 1, \beta = 0)$: $\gamma_{ji}(1, 0, 1, 0) = 0.5$, $\lim_{\Delta\alpha \rightarrow 0} \gamma_{ji}(1, 0, 1 - \Delta\alpha, 0) = 0$ and $\lim_{\Delta\beta \rightarrow 0} \gamma_{ji}(1, 0, 1, \Delta\beta) = 1$. Either of the mutants $(\alpha_j = 1 - \Delta\alpha, \beta_j = 0)$ and $(\alpha_j = 1, \beta_j = \Delta\beta)$, therefore, outperforms the $(\alpha = 1, \beta = 0)$ host, since $W_{SC} > (W_{SC} + W_{CS})/2$ or $W_{CS} > (W_{SC} + W_{CS})/2$. Consequently, evolutionary stability of negative correlations requires phenotypes composed of at least two different behavior modes.

An example of a population with two behavior modes possessing evolutionary stability and diversity of communication skills can be constructed as follows (SM 3e and 4). The phenotype of an individual A will include two behavior modes (responsive (R) and non-responsive (NR)), described by three parameters $(\alpha_A, \beta_A, \epsilon_A)$, where ϵ_A takes now the meaning of affect ability. In the course of an interaction, the individuals A and B possess non-responsive behavior mode (NR) with probabilities defined by the affect abilities of the competitor, meaning that non-responsive behavior is not a personal choice, but enforced by the opponent. In case of A , therefore, $1 - \epsilon_B$ and ϵ_B are the probabilities to act in responsive (R) and non-responsive (NR) modes correspondingly (Fig. 3). In the non-responsive mode, an individual behaves stochastically, generating reactions with probabilities matching the average statistics of its reactions, and receives no payoff:

$$W_{pq}^{NR} = 0. \quad (7)$$

In the responsive mode, its behavior is defined by the conditional probabilities (α, β) , and, therefore, depends on the reactions of the competitor. The lower the number of pairwise interactions in this mode, the greater the

weight for each competition:

$$\widetilde{W}_{pq}^R \propto \frac{1}{1 - \epsilon_B} \times \frac{1}{C} \begin{array}{|c|c|c|} \hline & S & C \\ \hline S & W_{SS} & W_{SC} \\ \hline C & W_{CS} & W_{CC} \\ \hline \end{array}. \quad (8)$$

The interactions of a population with high affect abilities $\epsilon \rightarrow 1$ are composed, therefore, of a small amount ($\propto 1 - \epsilon$) of evolutionary important competitions with negatively correlated reactions and significant information exchange, together with more frequent non-responsive behavior lacking any evolutionary gain (Fig. 3).

In such a population, communication abilities will evolve when W_{pq} (see 8) fluctuate around the values corresponding to games of Chicken, Leader and Battle of the Sexes (see Fig. 1B and SM 6). No development occurs either when W_{pq} do not fluctuate or correspond to other games, e.g. Prisoner's Dilemma. To describe the evolutionary dynamics, the instantaneous state of a population is defined as a density distribution over the phenotype space $\rho(\vec{r}) = (\alpha, \beta, \epsilon)$. The time development is governed by the replicator dynamics equations[26]: it consists of the emergence of new mutations due to a diffusion-like process and redistribution between the old phenotypes according to natural selection:

$$\frac{\partial \rho(\vec{r})}{\partial t} = \rho(\vec{r}) \frac{F(\vec{r}) - \bar{F}}{T_{gen} |\bar{F}|} + D \frac{\partial^2 \rho}{\partial \vec{r}^2}, \quad \bar{F} = \int \rho(\vec{r}) F(\vec{r}) d\vec{r}, \quad (9)$$

where the F denotes the fitness, \bar{F} the average fitness, D the diffusion coefficient of the mutation process and T_{gen} the time-span of a single generation. These equations can be reduced to the local velocities of a population in the phenotype space (SM 2). In the case of a particle-like population confined to the vicinity of its average phenotype one obtains, taking condition (7) into account:

$$v_\alpha = \frac{|\overline{\Delta\alpha}|^2}{T_{gen} F(\vec{r})} \frac{\partial F(\vec{r})}{\partial \alpha}, \quad v_\beta = \frac{|\overline{\Delta\beta}|^2}{T_{gen} F(\vec{r})} \frac{\partial F(\vec{r})}{\partial \beta}, \quad (10)$$

$$v_\epsilon \propto \frac{|\overline{\Delta\epsilon}|^2}{T_{gen} F(\vec{r})} \left[\frac{\partial F(\vec{r})}{\partial \alpha} \frac{\partial^2 F(\vec{r})}{\partial \epsilon \partial \alpha} + \frac{\partial F(\vec{r})}{\partial \beta} \frac{\partial^2 F(\vec{r})}{\partial \epsilon \partial \beta} \right], \quad (11)$$

where $|\overline{\Delta\alpha}|^2$, $|\overline{\Delta\beta}|^2$ and $|\overline{\Delta\epsilon}|^2$ are the spreads of the population along α , β and ϵ directions correspondingly. The development of affect abilities ϵ depends on the changes in α and β ($v_\epsilon \propto |(v_\alpha, v_\beta)|$). Populations, therefore, can possess many different values of affect abilities ($v_\epsilon = 0$ for any value of ϵ) and corresponding information skills at the stable points $v_\alpha = v_\beta = 0$, matching the diversity of communication abilities in nature (Fig. 4).

The stronger the fluctuations of the size of a population, the faster the development time of communication abilities in a high affect, negatively correlated behavior mode: ($\epsilon \rightarrow 1, \alpha = 1, \beta = 0$) (Fig. 4E):

$$T_{dev} \propto T_{gen} (DT_{gen})^{-\frac{3}{4}} \left(\frac{\Delta S}{S} \right)^{-\frac{1}{2}}, \quad (12)$$

since fluctuations of the payoffs W_{pq} correspond to fluctuations in the size S of a population. The time dependent evolutionary conditions keep the population away from its stable points ($v_\alpha = v_\beta = v_\epsilon = 0$), leading to an increase of the affect abilities ($v_\epsilon > 0$) and evolutionary stability of the maximum possible information exchange in the indirect reciprocity behavior mode ($\epsilon \rightarrow 1, \alpha = 1, \beta = 0$). Chicken and Battle of the Sexes games possess the fastest development rate of communication abilities (Fig. 4F).

The prediction that development of communication is accelerated with population size variations, is supported by evidence of significant demographic fluctuations during human evolution[15]. In addition, the long time required to develop multicellularity on Earth (about 75% of the entire evolution time-span)[27, 28] can be associated with the slow development of positively correlated synchronous behavior mode ($\alpha = 0, \beta = 1$). Negatively correlated reactions of the indirect reciprocity type ($\alpha = 1, \beta = 0$) lack selfish competitions ($\Omega_{SS} = 0$) and match, therefore, the observations of low aggression level in humans[29]. From a single interaction perspective, indirect reciprocity can be interpreted as altruistic. It allows to suggest that non-kin altruism (considered to be a unique human property[30]) could be a by-product of evolution of communication abilities.

The derived conditions are essential for evolution and diversity of communication (SM 3e). Deviations from the scaling of the payoffs per behavior mode (8) (e.g. scaling per pairwise interactions) destroy the evolutionary stability of the high affect, negatively correlated ($\epsilon \rightarrow 1, \alpha = 1, \beta = 0$) behavior mode. Non-responsive behavior with finite, rather than zero (7), payoffs prevents multi-stability (diversity) of the communication development. The inability to affect a competitor to behave in a specific behavior mode makes evolution of the information exchange and processing impossible. The same statements are valid in the case of multi-behavior mode phenotypes. Non-diverse (all populations converge to the same state) development of negative correlations, how-

ever, is possible, raising a question: Whether there exists a scheme for evolution of information exchange, which is different from the emergence of human-like communication abilities?

The results of this work indicate that development of artificial life or intelligence may be impossible without selection rules changing with time. The attempts to create artificial evolution of competing digital organisms led so far to a limited, rather than unbounded, growth of complexity[31, 32]. Evolution of communication can be considered as a base for significant complexity growth in living and artificial systems. The analogies of these results with human evolution (e.g. presence of demographic bottlenecks) indicate a promising direction for the artificial evolution of intelligent systems composed of communicating agents.

To conclude, a mathematical framework was developed for analysis of evolution of information exchange in populations. It predicts that the communication abilities of populations are related to indirect reciprocity and affective behavior. It was found that fluctuations in population size accelerate significantly the evolution of these abilities, allowing thus to explain the uniqueness of the human-line evolution. Competitions similar to games of Chicken and Battle of the Sexes lead to a faster evolution of communication. An experimental verification of models based on this framework is in principle possible, since the developed analytical tools are based on observable parameters, such as statistics of mutual reactions during competitions, rather than exact modeling of information exchange and decision making biological mechanisms.

Acknowledgments

The helpful discussions with A. Englander, O. Khasanov, A. Morozov and M. Narovlyansky are gratefully acknowledged.

-
- [1] L. Keller and M. G. Surette, *Nature Reviews Microbiology* **4**, 249 (2006).
 - [2] M. D. Hauser, N. Chomsky, and W. T. Fitch, *Science* **298**, 1569 (2002).
 - [3] W. D. Bauer and J. B. Robinson, *Current Opinion in Biotechnology* **13**, 234 (2002).
 - [4] R. I. M. Dunbar and S. Shultz, *Science* **317**, 1344 (2007).
 - [5] E. Kussell and S. Leibler, *Science* **309**, 2075 (2005).
 - [6] D. Dubnau and R. Losick, *Molecular Microbiology* **61**, 564 (2006).
 - [7] J. T. Rowell, S. P. Ellner, and H. K. Reeve, *American Naturalist* **168**, E180 (2006).
 - [8] S. A. West, A. S. Griffin, A. Gardner, and S. P. Diggle, *Nature Reviews Microbiology* **4**, 597 (2006).
 - [9] E. Fehr and U. Fischbacher, *Nature* **425**, 785 (2003).
 - [10] M. A. Nowak, *Science* **314**, 1560 (2006).
 - [11] D. S. Wilson and E. O. Wilson, *Quarterly Review of Biology* **82**, 327 (2007).
 - [12] R. Johnstone, *Game theory and animal behavior* (Oxford University Press, New York, 1998), chap. Game theory and communication, pp. 94–117.
 - [13] R. J. Aumann, *Annals of Statistics* **4**, 1236 (1976).
 - [14] M. A. Nowak and K. Sigmund, *Nature* **437**, 1291 (2005).
 - [15] D. Garrigan and M. F. Hammer, *Nature Reviews Genetics* **7**, 669 (2006).
 - [16] J. M. Smith, *Evolution and the Theory of Games* (Cambridge University Press, 1982).
 - [17] T. L. Vincent and J. S. Brown, *Evolutionary Game Theory, Natural Selection, and Darwinian Dynamics* (Cambridge University Press, 2005).
 - [18] T. M. Cover and J. A. Thomas, *Elements of Information Theory* (Wiley-Interscience, 1991).

- [19] W. Hamilton, *Journal of Theoretical Biology* **7**, 1 (1964).
- [20] R. Aumann, *Journal of Mathematical Economics* **1**, 67 (1974).
- [21] I. Eshel and L. L. Cavalli-Sforza, *Proceedings of the National Academy of Sciences of the United States of America-Biological Sciences* **79**, 1331 (1982).
- [22] L. Wahl and M. Nowak, *J. Theor. Biol.* **200**, 307 (1999).
- [23] B. Skyrms, *Philosophy of Science* **69**, S104 (2002).
- [24] T. Bergstrom, *International Game Theory Review* **5**, 211 (2003).
- [25] J. M. McNamara, Z. Barta, L. Fromhage, and A. I. Houston, *Nature* **451**, 189 (2008).
- [26] P. Taylor and L. Jonker, *Math. Biosci.* **40**, 145 (1978).
- [27] S. B. Hedges, J. E. Blair, M. L. Venturi, and J. L. Shoe, *Bmc Evolutionary Biology* **4**, 9 (2004).
- [28] S. C. Stearns, *Evolution* **61**, 2275 (2007).
- [29] R. W. Wrangham, M. L. Wilson, and M. N. Muller, *Primates* **47**, 14 (2006).
- [30] H. Gintis, S. Bowles, R. Boyd, and E. Fehr, *Evolution and Human Behavior* **24**, 153 (2003).
- [31] T. S. Ray, in *Robot and Human Communication - Proceedings of the IEEE International Workshop (ATR Human Information Processing, Research Lab, Kyoto, Japan, 1994)*, pp. 7–11.
- [32] C. O. Wilke, J. L. Wang, C. Ofria, R. E. Lenski, and C. Adami, *Nature* **412**, 331 (2001).
-

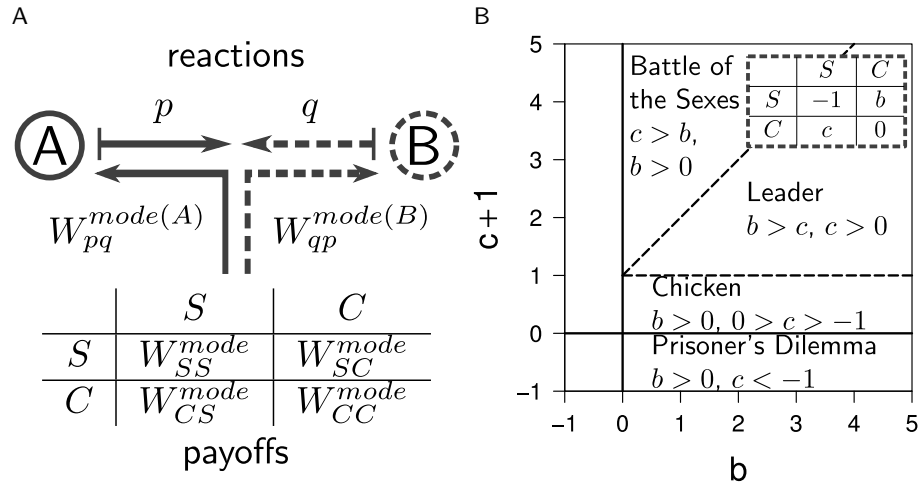


FIG. 1: Evolution as a game. **(A)** Interaction of individuals *A* and *B*, possessing behavior modes $mode(A)$ and $mode(B)$ correspondingly. *A* and *B* generate reactions p and q , receiving payoffs according to tables specific for each mode, e.g. $W_{pq}^{mode(A)}$ is the payoff of *A* for its reaction p vs. reaction q of its competitor. Indices p and q represent either selfish *S* or cooperative *C* reactions. **(B)** Classification of payoff values (b, c) according to evolutionary game theoretical models, assuming $W_{SS} = -1$, $W_{SC} = b$, $W_{CS} = c$ and $W_{CC} = 0$. Payoff values within the unmarked areas lack specific names.

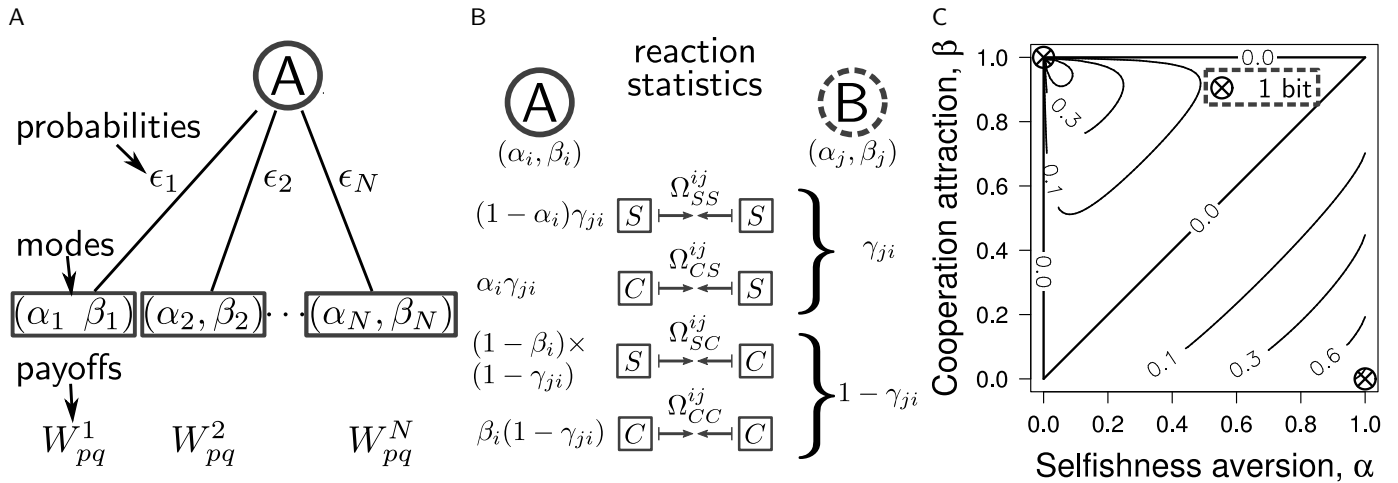


FIG. 2: Correlations of mutual reactions and information exchange in the course of a competition. **(A)** The strategy of an individual A in each behavior mode i is defined by α_i and β_i : α denotes the conditional probability for cooperation reaction C vs. selfish reaction S of the competitor, whereas β denotes the conditional probability for cooperation C vs. cooperation C of the competitor. Selfishness aversion and cooperation attraction are possible interpretations for α and β . **(B)** The statistics Ω_{pq}^{ij} for reaction p by $A^{\text{mode}(i)}$ vs. q by $B^{\text{mode}(j)}$ follows from the definitions of α and β (eq. (3)). To determine the probability Ω_{CS}^{ij} of C vs. S interaction, for instance, one must multiply the conditional probability α_i of A to cooperate with a selfish competitor B and the unconditional probability γ_{ji} of B to provide reaction S during a competition with A . **(C)** Contour plot of information exchange per interaction $I(\alpha, \beta)$ of two individuals competing in the same mode (α, β) . A minimum of 0 bits per interaction is exchanged in the cases of random mutual reactions ($\alpha = \beta$), of unconditional cooperation ($\beta = 1 | \Omega_{CC} = 1, \Omega_{SC} = \Omega_{CS} = \Omega_{SS} = 0$) and of unconditional selfishness ($\alpha = 0 | \Omega_{SS} = 1, \Omega_{SC} = \Omega_{CS} = \Omega_{CC} = 0$). A maximum of 1 bit per interaction is achieved at the points of synchronous ($\alpha = 0, \beta = 1 | \Omega_{SS} = 0.5, \Omega_{CC} = 0.5, \Omega_{SC} = \Omega_{CS} = 0$) and indirect reciprocity ($\alpha = 1, \beta = 0 | \Omega_{SC} = 0.5, \Omega_{CS} = 0.5, \Omega_{SS} = \Omega_{CC} = 0$) behavior modes. Tiny deviations from the synchronous ($\alpha = 0, \beta = 1$) mode bring information exchange to 0, due to abrupt changes of $I(\alpha, \beta)$ in the vicinity of the ($\alpha = 0, \beta = 1$) point.

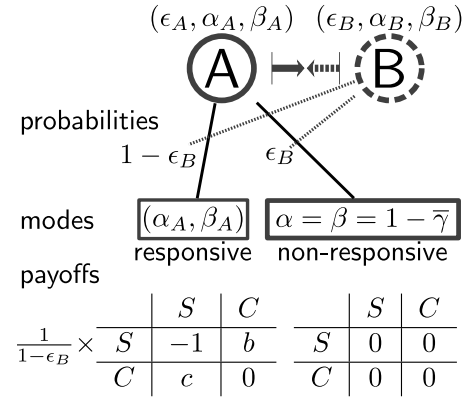


FIG. 3: Essential conditions for evolution and diversity of communication in a population with two behavior modes per individual. An individual A is either in a non-responsive or a responsive mode, with the probabilities ϵ_B and $1 - \epsilon_B$, defined by the affect ability ϵ_B of its competitor B . The affect ability ϵ may be considered as an individual's skill to influence the behavior of its competitor, enforcing him in this way to behave stochastically. There is zero payoff for non-responsive behavior. The lower the probability to be in responsive mode, the greater the payoff during a competition. In a population with developed affect abilities ($\epsilon \rightarrow 1$), the responsive behavior corresponds to high evolutionary payoffs, but interactions of this type are rare. In the non-responsive mode an individual generates arbitrary reaction with probabilities matching the average statistics of its reactions. Non-responsive behavior can be interpreted as a reaction induced by a signal from an arbitrary member of the population, rather than from a competitor. The reaction in this case matches the statistics of the mean reactions, since the signal effectively averages over all possible interactions.

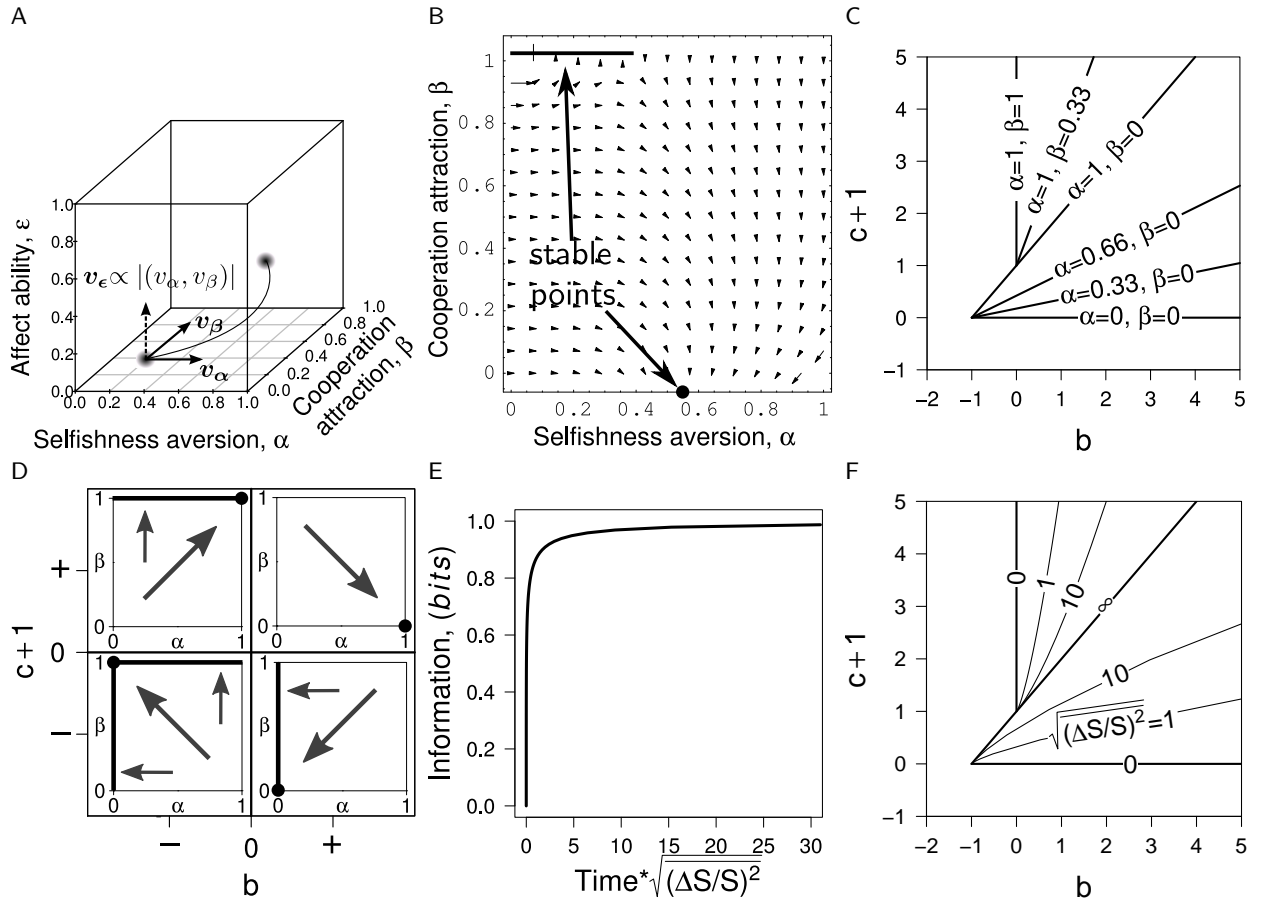


FIG. 4: Development of communication abilities as a consequence of fluctuations in population size. **(A)** The local velocity $\vec{v}(\epsilon, \alpha, \beta, b, c) = (v_\alpha, v_\beta, v_\epsilon)$ defines the instantaneous evolution of a confined population in the phenotype space $(\alpha, \beta, \epsilon)$. Development of affect abilities v_ϵ is proportional to the changes with time of selfishness aversion v_α and cooperation attraction v_β , for the population presented in Fig. 3. **(B)** The vector field of \vec{v} in case of $(\epsilon = 0.5, b = 0.5, c = -0.5)$. A population converges to one of its stable states with $v_\alpha = v_\beta = v_\epsilon = 0$. **(C)** The stable points $(\alpha_{st}, \beta_{st})$ in the case $\epsilon = 0.5$, as a function of the payoffs (b, c) . **(D)** Convergence of a population towards its stable points for $\epsilon \rightarrow 1$, as a function of payoffs (b, c) . Significant information exchange at the indirect reciprocity behavior mode $(\alpha = 1, \beta = 0)$ is stable for Chicken, Leader and Battle of the Sexes games (see Fig. 1B). **(E)** Development of communication with time in case of fluctuating payoffs $(\bar{b} = 0.5, \bar{c} = -0.5, \sqrt{\Delta b^2} = \sqrt{\Delta c^2} \approx \sqrt{(\Delta S/S)^2})$, where S is size of the population. Fluctuation of the payoffs (b, c) , associated with the fast fluctuations in size of the population $\sqrt{(\Delta S/S)^2}$, accelerate the development of maximal information exchange at the indirect reciprocity behavior mode $(\alpha = 1, \beta = 0)$, changing the corresponding development timescale. **(F)** Population size fluctuations $\sqrt{(\Delta S/S)^2}$ leading to a same development rate of I ($\partial I / \partial t \propto v_\epsilon$) at $\epsilon = 0.5$ for different values of payoffs (b, c) . For small population size fluctuations the fastest information exchange rate will occur with Chicken and Battle of the Sexes games.

**SUPPLEMENTARY MATERIALS FOR A.
FEIGEL "CONDITIONS REQUIRED FOR THE
EVOLUTION OF COMMUNICATION ABILITIES
WITHIN A SPECIES"**

This supplement includes a detailed description of the analytical results presented in the main text. Analysis of evolutionary stability of populations with significant information exchange between its members comes after an introduction to the evolutionary game theory. The evolutionary conditions required for the development and diversity of information exchange, as well as the corresponding population dynamics, are derived.

1. Evolutionary game theory

a. Selection rules as a game

In the framework of evolutionary game theory, a competition of two individuals is presented as a game: an individual receives payoff W_{pq} for reaction p against reaction q of the competitor. The gain of an individual playing this game is associated with Darwinian fitness, favoring successful individual strategies (phenotypes). The

set of all games ever present in a population corresponds, therefore, to the evolutionary selection rules.

For two-reaction games, the selection rules can be presented by payoff tables:

$$\begin{array}{c|cc} & S & C \\ \hline S & W_{SS}^{mode} & W_{SC}^{mode} \\ \hline C & W_{CS}^{mode} & W_{CC}^{mode} \end{array} \quad (13)$$

where W_{pq}^{mode} is the payoff for reaction p made in the specific behavior $mode$ against a competitor's reaction q . The $mode$ index distinguishes different games that may be present in a population, e.g. selfish mating competitions or more cooperative hunting. Reactions S and C can be defined as selfish and cooperative correspondingly ($W_{SS}^{mode} < W_{CC}^{mode}$).

The total gain $G(m, h)$ of an individual m for an interaction with an individual h is:

$$G(m, h) = \sum_{i,j} \Xi(m_i, h_j) P(m_i | h_j | W_{pq}^i), \quad (14)$$

where $\Xi(m_i, h_j)$ is the probability for the individual m to be in the mode i while its competitor h is in the mode j and $P(m_i | h_j | W_{pq}^i)$ is the payoff of m :

$$P(m_i | h_j | W_{pq}^i) = \Omega_{SS}(m_i, h_j) W_{SS}^i + \Omega_{SC}(m_i, h_j) W_{SC}^i + \Omega_{CS}(m_i, h_j) W_{CS}^i + \Omega_{CC}(m_i, h_j) W_{CC}^i, \quad (15)$$

where $\Omega_{pq}(m_i, h_j)$ is the probability for individual m in mode i to provide reaction p against reaction q of its competitor h in mode j .

The fitness $F(m)$ of an individual m is given by:

$$F(m) = \sum_h \rho(h) G(m, h), \quad (16)$$

where $\rho(h)$ is the density of individuals h in the population and summation goes over all individuals with distinct properties (phenotypes).

b. Dynamics and evolutionary stability of a population

A population can be defined as a density distribution $\rho(\xi)$ over all possible phenotypes ξ . The density $\rho(\xi)$, therefore, corresponds to the relative amount (frequency) of phenotypes ξ in the population. Evolution of a population consists of two processes: redistribution between existing phenotypes from generation to generation (natural selection) and emergence of new phenotypes (mutations).

The natural selection is described by the replicator dynamics equations[26], assuming that the fitness is a mea-

sure of the progeny:

$$\frac{\partial \rho(\xi)}{\partial t} = \frac{1}{T_{gen}} \rho(\xi) \frac{F(\xi) - \bar{F}}{|\bar{F}|} + \widetilde{M}, \quad (17)$$

where T_{gen} is the time span of a single generation, $F(\xi)$ is the evolutionary fitness (16) of the phenotype ξ and \widetilde{M} is a contribution of mutations to the density $\rho(\xi)$ of the phenotype ξ . The average fitness \bar{F} in the population is:

$$\bar{F} = \sum_{\xi=1}^N \rho(\xi) F(\xi). \quad (18)$$

The difference between the fitness $F(\xi)$ and the average fitness \bar{F} defines the growth ($F(\xi) > \bar{F}$) or decay ($F(\xi) < \bar{F}$) of the corresponding phenotype density $\rho(\xi)$.

The evolutionary stable phenotype $\xi(st)$ has maximum fitness, meaning:

$$F(\xi(st)) > F(\chi), \quad (19)$$

for all $\chi \neq \xi(st)$. In the case of a population composed of two phenotypes (mutant and evolutionary stable host), the condition (19) reduces to:

$$G(host, host) > G(mut, host), \quad (20)$$

where $G(m, h)$ is the average payoff for an interaction between phenotypes m and h (see eq. (14)).

To obtain condition (20), let us consider a mutant with a density ($\rho(mut) = \Delta\rho$) invading a population composed of some host phenotype ($\rho(host) = 1 - \Delta\rho$). Taking eq. (16) into account, the fitnesses of the host and the mutant are:

$$F(host) = (1 - \Delta\rho)G(host, host) + \Delta\rho G(host, mut), \quad (21)$$

$$F(mut) = (1 - \Delta\rho)G(mut, host) + \Delta\rho G(mut, mut). \quad (22)$$

In the limit of $\Delta\rho \ll 1$, conditions (19) ($F(host) > F(mut)$) and (20) converge to each other.

In the case of equality $G(host, host) = G(mut, host)$ the mutant can become evolutionary beneficial in case $G(host, mut) < G(mut, mut)$. The population dynamics in this case is slow, depending on rare ($\propto \Delta\rho^2$) mutant vs. mutant interactions.

2. Evolution of a population as a particle-like motion

In this work, whenever possible, the evolutionary dynamics is going to be considered in the limit of a confined population, composed of a single phenotype with small variations. We are going to develop the particle-like equations of motion of such population in the phenotype space, under assumption that the mutations (see (17)) correspond to a diffusion-like process:

$$\widetilde{M} = D \frac{\partial^2 \rho}{\partial \vec{r}^2}, \quad (23)$$

where D is a diffusion coefficient and \vec{r} is the phenotype space coordinate. For small D , mutations cause only minute changes in the existing phenotypes and a population remains, therefore, confined during its entire evolution. The motion of a confined population can be described by local velocities (a flow field) in the phenotype space, similar to the motion of a particle.

The dynamics of a population (eq. (17)), in case of a diffusion-like mutation process (eq. (23)), is described by:

$$\frac{\partial \rho(\vec{r})}{\partial t} = \frac{1}{T_{gen}} \rho(\vec{r}) \frac{F(\vec{r}) - \bar{F}}{|\bar{F}|} + D \frac{\partial^2 \rho}{\partial \vec{r}^2}, \quad (24)$$

$$F(\vec{r}) = \int d\vec{r}' \rho(\vec{r}') G(\vec{r}, \vec{r}'), \quad (25)$$

$$\bar{F} = \int d\vec{r} d\vec{r}' \rho(\vec{r}) \rho(\vec{r}') G(\vec{r}, \vec{r}'), \quad (26)$$

where an instantaneous state of the evolving population is defined by a density distribution $\rho(\vec{r})$ over some N -dimension phenotype space $\vec{r} = (x_1, x_2, \dots, x_N)$. The fitness $F(\vec{r})$ and the average fitness \bar{F} are described by the continuous versions of eqs. (16) and (18).

A confined population is described by its spread (size in the phenotype space) and by its asymmetry along the direction of the propagation. Its dynamics, therefore, can be approximated by a δ -function, taking into account both the spread $\delta^{(2)}$ (the second derivative) and the asymmetry $\delta^{(1)}$ (the first derivative):

$$\rho(\vec{r}, t) = \delta(\vec{r} - \vec{r}_0(t)) - \bar{x}(t) \delta^{(1)}(\vec{r} - \vec{r}_0(t)) + \frac{1}{2} \bar{x}^2(t) \delta^{(2)}(\vec{r} - \vec{r}_0(t)), \quad (27)$$

where $\vec{r}_0(t)$ is the location of the population, $\bar{x}_i = \int \rho(x_i - x_{0i})$ corresponds to the asymmetry and $\bar{x}_i^2 = \int \rho(x_i - x_{0i})^2$ contributes to the spread ($\bar{x}_i^2 - \bar{x}_i^2$).

The velocity of a population $\frac{\partial \vec{r}_0}{\partial t}$ is:

$$\vec{v} = v^{1st} + v^{2nd}, \quad (28)$$

where the first v^{1st} and the second v^{2nd} orders are:

$$v_i^{1st}(\vec{r}) = \frac{1}{T_{gen}} \frac{1}{G(\vec{r}, \vec{r}')} \frac{\partial G(\vec{r}, \vec{r}')}{\partial x_i} (\bar{x}_i^2 - \bar{x}_i^2), \quad (29)$$

$$v_i^{2nd}(\vec{r}) = \frac{1}{T_{gen}} \frac{1}{G(\vec{r}, \vec{r}')} \times \left[\frac{1}{2} \frac{\partial^2 G(\vec{r}, \vec{r}')}{\partial x_i^2} (\bar{x}_i^3 - \bar{x}_i^2 \bar{x}_i) + \sum_{i \neq j} (\bar{x}_i^2 - \bar{x}_i^2) \bar{x}_j \left(\frac{\partial G(\vec{r}, \vec{r}')}{\partial x_i \partial x'_j} + \frac{\partial G(\vec{r}, \vec{r}')}{\partial x_i \partial x_j} \right) - \frac{1}{G(\vec{r}, \vec{r}')} \frac{\partial G(\vec{r}, \vec{r}')}{\partial x_i} \left(\frac{\partial G(\vec{r}, \vec{r}')}{\partial x_j} + \frac{\partial G(\vec{r}, \vec{r}')}{\partial x'_j} \right) \bar{x}_j \right], \quad (30)$$

and $\overline{x_i^n} = \int \rho(x_i - x_{0i})^n$. For derivation of eqs. (29) and (30), see section 8.

The spread $(\overline{x_i^2} - \overline{x_i}^2)$ and asymmetry $\overline{x_i}$ are estimated in the limits of slow and fast propagations of the population in the phenotype space. For derivation of the following equations see section 9. In the limit of almost stable population, the spread is defined by diffusion in the vicinity of the stable position:

$$(\overline{x_i^2} - \overline{x_i}^2) \propto 2\sqrt{-DT_{gen} \left(\frac{\partial^2 G(\vec{r}', \vec{r}')}{\partial x_i^2} \right)^{-1}}, \quad (31)$$

$$\overline{x_i} \propto -\frac{\partial G(\vec{r}', \vec{r}')}{\partial x_i} \left(\frac{\partial^2 G(\vec{r}', \vec{r}')}{\partial x_i^2} \right)^{-1}. \quad (32)$$

The population remains confined under condition:

$$\frac{\partial^2 G(\vec{r}', \vec{r}')}{\partial x_i^2} < 0. \quad (33)$$

In case of a fast propagating population, the spread is equal to the diffusion during the time that takes the population to pass its own size:

$$(\overline{x_i^2} - \overline{x_i}^2) \propto (DT_{gen})^{\frac{2}{3}} \left(\frac{\partial G(\vec{r}', \vec{r}')}{\partial x_i} \right)^{-\frac{2}{3}}, \quad (34)$$

The corresponding asymmetry of the propagating population is:

$$\overline{x_i} \propto (DT_{gen})^{\frac{1}{3}} \left(\frac{\partial G(\vec{r}', \vec{r}')}{\partial x_i} \right)^{-\frac{1}{3}}. \quad (35)$$

Diversity (multi-stability) of the dynamics of a confined population requires local stable states $\vec{v} = 0$ either since:

$$\frac{\partial G(\vec{r}', \vec{r}')}{\partial x_s} = 0, \quad (36)$$

or if further propagation is impossible due to the boundaries of the phenotype space:

$$v(\vec{r}_b) \vec{n} < 0, \quad (37)$$

where \vec{r}_b is a point on the boundary of the phenotype space and \vec{n} is the normal vector to the boundary.

In this work, a special case of:

$$\frac{\partial G(\vec{r}', \vec{r}')}{\partial x_s} = \frac{\partial^2 G(\vec{r}', \vec{r}')}{\partial x_s^2} = 0, \quad (38)$$

is important, in addition to the conditions (36) and (37). The corresponding velocity v_s depends entirely on the evolution in other directions:

$$\begin{aligned} v_s^{1st}(\vec{r}) &= 0 \\ v_s^{2nd}(\vec{r}) &= \frac{1}{T_{gen}} \frac{1}{G(\vec{r}', \vec{r}')} \sum_{j \neq s} (\overline{x_s^2} - \overline{x_s}^2) \overline{x_j} \left(\frac{\partial G(\vec{r}', \vec{r}')}{\partial x_s \partial x_j'} + \frac{\partial G(\vec{r}', \vec{r}')}{\partial x_s \partial x_j} \right). \end{aligned} \quad (39)$$

A population can be stable at many different points along s , provided that for each value of s there are stable values for other phenotype coordinates (see (36)).

The equations for $v_i^{1st}(\vec{r})$, $v_i^{1st}(\vec{r})$, $(\overline{x_i^2} - \overline{x_i}^2)$ and $\overline{x_i}$ define the main properties of the evolutionary dynamics of a confined population; First, the lowest order contribution v_i^{1st} to the velocity of a population corresponds to the deviation from stability condition:

$$\frac{\partial G(\vec{r}', \vec{r}')}{\partial x_i} = 0, \quad (40)$$

in case where (20) holds. Second, the motion in one direction contributes to the velocities in other directions; $v_j^{1st} \neq 0$ designates asymmetry along the j direction $\overline{x_j} \neq 0$ and finite contribution to $v_i^{2nd} \neq 0$ for $i \neq j$, see eq. (30).

3. Evolution of information exchange

The analysis proceeds along the following steps: First, all possible individual strategies (the phenotype space) are defined. Second, a special set of the competitions (tables of payoffs W_{pq}) is demonstrated to satisfy the evolutionary stability of the phenotypes, corresponding to the maximum information exchange. Third, mutual affective behavior during a competition and zero payoff for a non-responsive (stochastic) behavior are demonstrated to be essential for reasonable evolutionary dynamics and its diversity (multi-stability). The main result is that fluctuations of evolutionary conditions accelerate the development of information exchange.

a. *Individual phenotypes*

In this work, a two-reaction phenotype is composed of different behavior modes k ($k = 1, N$). A specific behavior mode is described by a table of payoffs W_{pq}^k (see (13)) and three parameters $(\epsilon_k, \alpha_k, \beta_k)$: an individual possesses the probabilities ϵ_k to be involved in a competition having payoffs W_{pq}^k , and conditional probabilities α_k and β_k defining the behavior of the individual against selfish and cooperative competitor correspondingly. The behavior modes differ from each other by their payoffs W_{pq}^k and by the allowed values of α and β .

Parameters α_k and β_k define the statistics of reactions of an individual k against selfishness and cooperation correspondingly: α_k and $1 - \alpha_k$ are the conditional probabilities to choose cooperation C and selfish S reactions against the selfish reaction S , while β_k and $1 - \beta_k$ are the conditional probabilities to choose cooperation C and selfish S reactions against the cooperation reaction C .

To take into account affective behavior, additional assumptions are required: First, the parameters $(\epsilon_k, \alpha_k, \beta_k)$ depend on each other, e.g. $\epsilon_k^A(\epsilon_j^B, \alpha_j^B, \beta_j^B)$ indicates that individual B affects the probability of the individual A to be in behavior mode k . Second, W_{pq}^k can depend on the probability to be in behavior mode ϵ_k (frequency dependent payoffs), as in the case of an evolutionary reward that is divided either across many competitions or during a major one. The payoffs W_{pq}^k , however, are assumed to be independent of the probabilities α and β .

b. *Interaction of two individuals: payoffs*

To find the evolutionary payoff (14) of an individual m in mode i interacting with an individual h in mode j , one should calculate the statistics of the mutual reactions $\Omega_{pq}(m_i, h_j)$ and mutual behavior modes $\Xi(m_i, h_j)$ during a competition, as function of the individual parameters $\epsilon_i^m, \alpha_i^m, \beta_i^m$ and $\epsilon_j^h, \alpha_j^h, \beta_j^h$.

According to the definition of ϵ :

$$\Xi(\epsilon_i, \alpha_i, \beta_i | \epsilon_j, \alpha_j, \beta_j) = \epsilon_i \epsilon_j, \quad (41)$$

indicating that the probability of a mode i against mode j competition is the product of the individual probabilities to be in the modes i and j correspondingly.

To derive the statistics of the mutual reactions $\Omega_{pq}(m_i, h_j)$ as a function of (α_i, β_i) and (α_j, β_j) , one should solve the self-consistent system of equations:

$$\begin{aligned} \alpha_i &= \frac{\Omega_{CS}}{\Omega_{CS} + \Omega_{SS}}, \quad \alpha_j = \frac{\Omega_{SC}}{\Omega_{SS} + \Omega_{SC}} \\ \beta_i &= \frac{\Omega_{CC}}{\Omega_{SC} + \Omega_{CC}}, \quad \beta_j = \frac{\Omega_{CC}}{\Omega_{CC} + \Omega_{CS}} \\ \Omega_{SS} + \Omega_{SC} + \Omega_{CS} + \Omega_{CC} &= 1, \end{aligned} \quad (42)$$

following the definitions of α and β .

Causality makes solution of (42) in a general case impossible; in the course of pairwise interactions, simultaneous conditional reactions and information exchange are impossible. The second to respond, therefore, possesses an advantage by knowing the reaction of the competitor. Exact solution, however, exists for some cases, turning out to be the most relevant for the evolution of information exchange (see section 6).

The solution of the system (42) exists for the case of $(\alpha_i, \beta_i) = (\alpha_j, \beta_j)$ and at the boundaries of the (α_j, β_j) space: $\alpha_{i,j} = 0, 1$ or $\beta_{i,j} = 0, 1$ (see section 12). According to the definition of α and β , the solution of (42) comes in the form:

$$\begin{aligned} \Omega_{SS}(\epsilon_i, \alpha_i, \beta_i | \epsilon_j, \alpha_j, \beta_j) &= (1 - \alpha_i) \gamma_{ji}, \\ \Omega_{SC}(\epsilon_i, \alpha_i, \beta_i | \epsilon_j, \alpha_j, \beta_j) &= (1 - \beta_i)(1 - \gamma_{ji}), \\ \Omega_{CS}(\epsilon_i, \alpha_i, \beta_i | \epsilon_j, \alpha_j, \beta_j) &= \alpha_i \gamma_{ji}, \\ \Omega_{CC}(\epsilon_i, \alpha_i, \beta_i | \epsilon_j, \alpha_j, \beta_j) &= \beta_i(1 - \gamma_{ji}), \end{aligned} \quad (43)$$

where γ_{ji} is the probability of individual j to provide reaction S during a competition with the individual i . It follows from the self-consistent (mean field) conditions:

$$\begin{aligned} \gamma_{ji} &= (1 - \alpha_j) \gamma_{ij} + (1 - \beta_j)(1 - \gamma_{ij}), \\ \gamma_{ij} &= (1 - \alpha_i) \gamma_{ji} + (1 - \beta_i)(1 - \gamma_{ji}), \end{aligned} \quad (44)$$

indicating that probabilities γ_{ji} and γ_{ij} correspond to the same values of $\Omega_{pq}(m_i, h_j)$. Solving this system of equations results in:

$$\gamma_{ji} = \frac{(1 - \beta_j) - (1 - \beta_i)(\alpha_j - \beta_j)}{1 - (\alpha_i - \beta_i)(\alpha_j - \beta_j)}. \quad (45)$$

In a homogeneous population of identical individuals $(\epsilon_i, \alpha_i, \beta_i)$, eq. (45) becomes:

$$\gamma_{ii} = \frac{1 - \beta}{1 + \alpha - \beta}, \quad (46)$$

where γ_{ii} is independent of ϵ_i . For derivation of eq. (46), see section 13.

The total gain of an individual m in an interaction with an individual h (see eq. (14)), becomes:

$$G(m, h) = \sum_{i,j} \epsilon_i^m \epsilon_j^h P(m_i | h_j | W_{pq}^i), \quad (47)$$

where summation goes over all behavior modes i, j . The payoff for a competition $P(m_i | h_j | W_{pq}^i)$ (15), taking into account (43), becomes:

$$P(m_i|h_j|W_{pq}^i) = (1 - \alpha_i^m)\gamma_{ji}W_{SS}^i + (1 - \beta_i^m)(1 - \gamma_{ji})W_{SC}^i + \alpha_i^m\gamma_{ji}W_{CS}^i + \beta_i^m(1 - \gamma_{ji})W_{CC}^i, \quad (48)$$

where γ_{ji} is defined by eq. (45).

In the general case, Ω_{pq} can be derived as a function of (α_i, β_i) , (α_j, β_j) , γ_{ij} , γ_{ji} and additional parameters describing causality issues in the course of pairwise interaction. The arrangement to be the first or the second to respond during a competition can be defined in many different ways; e.g. it can be random or an individual with more advanced abilities to process information can possess an advantage. For instance, in case of equiprobable right to be the second to respond, the statistics of the mutual reactions is:

$$\Omega_{pq}^*(i|j) = \frac{\Omega_{pq}(i|j) + \Omega_{pq}(j|i)}{2}, \quad (49)$$

where $\Omega_{pq}(i|j)$ corresponds to (43). Fortunately, the main conclusions of this work are independent of the specific choice of the causality mechanism.

c. Information exchange of two identical individuals

An amount of information must be transferred between two interacting strangers to allow correlated, rather than random, mutual reactions. Information exchange between two interacting individuals follows from the statistics of the mutual reactions Ω_{pq} :

$$I = \sum_{p,q=1,2} \Omega_{pq} \log_2 \left(\frac{\Omega_{pq}}{(\Omega_{pS} + \Omega_{pC})(\Omega_{Sq} + \Omega_{Cq})} \right), \quad (50)$$

under assumption that no information is shared prior to the interaction.

To derive information exchange per behavior mode, one should substitute eqs. (46) and (43) into eq. (50):

$$I = \log_2 \left(\frac{(1 - \alpha)^{(1-\alpha)\gamma}(1 - \beta)^{(1-\beta)(1-\gamma)}\alpha^{\alpha\gamma}\beta^{\beta(1-\gamma)}}{\gamma^\gamma(1 - \gamma)^\gamma} \right), \quad (51)$$

where γ corresponds to (46). I varies from 0 to 1 bit, describing a binary reaction.

The maximal transfer (1 bit per interaction) corresponds to the indirect reciprocity (IR) ($\alpha = 1, \beta = 0$) and synchronous ($\alpha = 0, \beta = 1$) behavior modes. No information transfer is required in cases of random reactions ($\alpha = \beta$), homogeneous cooperation ($\beta = 1$) and selfishness ($\alpha = 0$).

d. Instability of the indirect reciprocity and extremely slow development of synchronization in populations with a single behavior mode

The main result of this section is that at least two behavior modes are required to evolve significant information exchange. In populations composed of individuals with a single behavior mode (α, β) , indirect reciprocity ($\alpha = 1, \beta = 0$) is always unstable and an infinite time is required to develop the synchronization ($\alpha = 0, \beta = 1$).

A population composed of a host with a single indirect reciprocity behavior mode ($\alpha = 1, \beta = 0$), is always unstable either toward α ($\alpha = 1 - \Delta\alpha, \beta = 0$) or β ($\alpha = 1, \beta = \Delta\beta$) mutants. An individual ($\alpha_i = 1, \beta_i = 0$) expresses unconditional selfishness $\gamma_{ji} = 0$ or cooperation $\gamma_{ji} = 1$ against mutants ($\alpha_j = 1 - \Delta\alpha, \beta_j = 0$) and ($\alpha_j = 1, \beta_j = \Delta\beta$) ($\Delta\alpha, \Delta\beta \ll 0$) correspondingly, though possesses $\gamma_{ii} = 0.5$ for interaction with an identical individual:

$$\gamma_{ji}(\alpha = 1, \beta = 0 | \alpha = 1, \beta = 0) = \gamma_{ii}(1, 0) = \frac{1}{2}, \quad (52)$$

$$\lim_{\Delta\alpha \rightarrow 0} \gamma_{ji}(\alpha = 1, \beta = 0 | \alpha = 1 - \Delta\alpha, \beta = 0) = 0 \quad (53)$$

$$\lim_{\Delta\beta \rightarrow 0} \gamma_{ji}(\alpha = 1, \beta = 0 | \alpha = 1, \beta = \Delta\beta) = 1, \quad (54)$$

The corresponding payoffs (15) are (taking into account eqs. (52),(53),(54) and (43)):

$$G(h, h) = (W_{SC} + W_{CS})/2, \quad (55)$$

$$G(m_\alpha, h) = W_{CS}, \quad (56)$$

$$G(m_\beta, h) = W_{SC}, \quad (57)$$

One of the mutants, therefore, possesses a payoff greater than the host, since either:

$$W_{SC} > (W_{SC} + W_{CS})/2, \quad (58)$$

or:

$$W_{CS} > (W_{SC} + W_{CS})/2. \quad (59)$$

Consequently, indirect reciprocity can not develop in populations with a single behavior mode, since the condition (20) is always broken.

The stability of synchronous population is ill-defined: it can be stable, though requires infinite time to develop. Populations with $\alpha = 0$ are identical with homogeneous

reactions S vs. S , while populations with $\beta = 1$ are identical with homogeneous reactions C vs. C . The dynamics near these axes are very slow, since there is no evolutionary benefit for transfer between two identical states. A population, therefore, can be stacked in the vicinity of the synchronous mode ($\alpha = 0, \beta = 1$) but is unable to reach it.

e. Stability and diversity of indirect reciprocity

Consider a population composed of individuals, possessing several behavior modes $(\epsilon_k, \alpha_k, \beta_k)$ ($k = 1..N$). The main goal is to find the evolutionary conditions (payoffs W_{pq}^k , mechanisms of affective behavior and constraints on the exchange of information) required for the development and stability of the indirect reciprocity mode ($\alpha_{IR} = 1, \beta_{IR} = 0$). An additional requirement is the diversity of the evolutionary dynamics, meaning that multiple stable states of a population exist under the same evolutionary conditions.

We will demonstrate that stability of the indirect reciprocity requires greater evolutionary payoff for the less frequent pairwise interactions. The individual payoff W_{pq}^{IR} for a pairwise interaction, must be inversely proportional to ϵ_{IR} , the probability of the individual to be found in the indirect reciprocity mode:

$$W_{pq}^{IR} \propto \frac{1}{\epsilon_{IR}}. \quad (60)$$

In this case, the table of payoffs (13) is:

$$\frac{1}{\epsilon_{mode}} \times \begin{array}{c|cc} & S & C \\ \hline S & W_{SS}^{mode} & W_{SC}^{mode} \\ \hline C & W_{CS}^{mode} & W_{CC}^{mode} \end{array}, \quad (61)$$

where W_{pq}^{mode} corresponds to the possible evolutionary payoff for a such behavioral mode.

Condition (60) is essential for evolutionary stability of the indirect reciprocity mode ($\alpha_1^h = 1, \beta_1^h = 0$) in a population ($\epsilon_k^h, \alpha_k^h, \beta_k^h$) against either ($\alpha_1^m = 1 - \Delta\alpha, \beta_1^m = 0$) or ($\alpha_1^m = 1, \beta_1^m = \Delta\beta$) mutants, $\Delta\alpha, \Delta\beta \ll 1$. The corresponding conditions of the evolutionary stability (20) are (see section 10), for the case of ($\alpha_1^m = 1 - \Delta\alpha, \beta_1^m = 0$):

$$\epsilon_1^2 \frac{W_{CS}^1 - W_{SC}^1}{2} + \Delta\alpha\epsilon_1 B > 0, \quad (62)$$

and for the case ($\alpha_1^m = 1, \beta_1^m = -\Delta\beta$):

$$\epsilon_1^2 \frac{W_{SC}^1 - W_{CS}^1}{2} + \Delta\beta\epsilon_1 D > 0, \quad (63)$$

under assumption that $\epsilon_1^h = \epsilon_1^m = \epsilon_1$ and keeping only the first order terms of $\Delta\alpha$ and $\Delta\beta$. Inequalities (62) and (63) can not hold simultaneously without condition (60); the terms $\propto \epsilon_1^2$ are dominant and possess opposite signs.

Under condition (60), the expressions (62) and (63) become:

$$\epsilon_1 \frac{W_{CS}^1 - W_{SC}^1}{2} + \Delta\alpha\tilde{B} > 0, \quad (64)$$

$$\epsilon_1 \frac{W_{SC}^1 - W_{CS}^1}{2} + \Delta\beta\tilde{D} > 0, \quad (65)$$

taking into account that both B and D are proportional to W_{pq}^1 (see section 10). In the case $\epsilon_1 \rightarrow 0$, (64) and (65) converge to $\Delta\alpha\tilde{B}$ and $\Delta\beta\tilde{D}$ correspondingly. The stability of the indirect reciprocity behavior mode is, therefore, possible when the probability to be in such a mode is low ($\epsilon_{IR} \rightarrow 0, \alpha_{IR} = 1, \beta_{IR} = 0$) and $\tilde{B}, \tilde{D} > 0$. A scaling of the payoffs $W_{pq} \propto \epsilon^\lambda$, $\lambda \neq -1$ (different from (60)) either prevents stability of the indirect reciprocity mode ($\lambda > -1$) or makes the expression for evolutionary gain (47) to diverge ($\lambda < -1$).

Stability analysis of the indirect reciprocity mode ($\epsilon_{IR} \rightarrow 0, \alpha_{IR} = 1, \beta_{IR} = 0$) against ($\epsilon_1 = 1 - \Delta\epsilon, \alpha_1^m = 1, \beta_1^m = 0$) mutants, brings no significant confinements on the required evolutionary conditions; this mode is stable for changes in ϵ under quite general choice of payoffs.

Affective behavior is required to allow for the development of the indirect reciprocity behavior mode ($\epsilon_{IR} \rightarrow 0, \alpha_{IR} = 1, \beta_{IR} = 0$). The condition (60) suggests two different interpretations of the parameter ϵ_i , either as an individual probability to be in mode i or as a probability to affect the competitor to behave in mode i . The corresponding payoff for an individual ($\alpha_i, \beta_i, \epsilon_i$) competing against ($\alpha_j, \beta_j, \epsilon_j$) is:

$$G(A, B) = \sum_{ij} \epsilon_j^B P(\alpha_i^A, \beta_i^A | \alpha_j^B, \beta_j^B | W_{pq}^i), \quad (66)$$

or, in case of affective behavior:

$$G(A, B) = \sum_{ij} \epsilon_i^A P(\alpha_i^A, \beta_i^A | \alpha_j^B, \beta_j^B | W_{pq}^i), \quad (67)$$

In the limit of $\epsilon^h = \epsilon^m$ these interpretations are indistinguishable. The development of $\epsilon_{IR} \rightarrow 0$, required for the stability of the indirect reciprocity, is impossible in case of (66); $v_\epsilon = 0$, since derivatives for any order n vanish, $\partial^n G(\vec{r}_i, \vec{r}_j) / \partial \epsilon_i^n = 0$ (see (29) and (30)). Consequently, affective behavior (67) is essential to ensure evolutionary dynamics of a confined population subjected to condition (60).

Diversity requires the existence of at least two different modes (e.g. mode 1 and mode 2), that in interaction with an arbitrary mode i will provide an equal payoff:

$$P(\alpha_i, \beta_i | \alpha_1, \beta_1 | W_{pq}^i) = P(\alpha_i, \beta_i | \alpha_2, \beta_2 | W_{pq}^i). \quad (68)$$

The multi-stability along ϵ_1 direction requires:

$$\frac{\partial G(m, h)}{\partial \epsilon_1^m} = 0, \quad (69)$$

for multiple values of ϵ_1 . Diversity along α and β directions does not occur unless the weights W_{pq} depend on α and β . Condition (68) follows from eq. (67) and $\epsilon_2 = 1 - \sum_{j \neq 2} \epsilon_j$:

$$\frac{\partial G(m, h)}{\partial \epsilon_1^m} = \sum_i (P(\alpha_i, \beta_i | \alpha_1, \beta_1 | W_{pq}^i) - P(\alpha_i, \beta_i | \alpha_2, \beta_2 | W_{pq}^i)), \quad (70)$$

taking into account (69) and assuming W_{pq}^i to be independent for different i . The modes 1 and 2 have to be linked by some permanent constraint to ensure condition (68).

The condition for diversity (68) holds if for any i , either $\gamma_{1i} = \gamma_{2i}$ (assuming the payoffs P defined by (48)) or $W_{pq}^i = 0$. For instance, in case of only two behavior modes: responsive (R) and non-responsive (NR), the non-responsive mode may correspond to stochastic behavior with reaction statistics γ_R matching the reaction statistics of the individual in mode (R):

$$\alpha_{NR} = \beta_{NR} = 1 - \gamma_R, \quad (71)$$

leading to:

$$\begin{aligned} & P(\alpha_R, \beta_R | \alpha_R, \beta_R | W_{pq}^R) - \dots \\ & - P(\alpha_R, \beta_R | \alpha_{NR}, \beta_{NR} | W_{pq}^R) = 0. \end{aligned} \quad (72)$$

Zero payoff for non-responsive behavior:

$$W_{pq}^{NR} = 0, \quad (73)$$

is required to ensure:

$$\begin{aligned} & P(\alpha_{NR}, \beta_{NR} | \alpha_R, \beta_R | W_{pq}^{NR}) - \dots \\ & - P(\alpha_{NR}, \beta_{NR} | \alpha_{NR}, \beta_{NR} | W_{pq}^{NR}) = 0, \end{aligned} \quad (74)$$

since the payoffs can not be the same for an interactions with (responsive vs. non-responsive) and without (non-responsive vs. non-responsive) information transfer. Diversity is preserved in the case of many behavior modes under condition that an individual's non-responsive behavior depends on the competitor's mode i , matching the average statistics of reactions against this specific behavior mode.

The condition (71) possesses a reasonable interpretation and brings no additional parameters to the model, contrary to other possibilities to explain the required indistinguishability of the two different modes (68). The non-responsive behavior can be associated with reactions induced by an arbitrary member of the population, rather than by the opponent. In this case the probability of a specific reaction matches the average reaction statistics of the individual.

4. Evolution of information exchange in a population with two behavior modes

Let us consider an example of a population composed of individuals with two behavior modes: non-responsive

(R) and responsive (NR), and subjected to the conditions (60), (68) and (71). The corresponding individual phenotype consists of three parameters: selfishness aversion α , cooperation attraction β and ability of affect ϵ . In the responsive mode, α and $1 - \alpha$ are the probabilities to choose cooperation C and selfish S reactions against the competitor's selfish reaction S , while β and $1 - \beta$ are the probabilities to choose cooperation C and selfish S reactions against the competitor's cooperation reaction C . In the non-responsive mode it generates selfish and cooperative reactions with probabilities γ and $1 - \gamma$ correspondingly, where γ is the individual probability to be in state S averaged over all (both non-responsive and responsive) interactions. Ability of affect ϵ is the probability to put a competitor into its non-responsive mode.

The evolutionary payoffs for each behavior mode are described by the tables of payoffs (13). There is no payoff for non-responsive behavior $W^{NR} = 0$. The weight table for responsive mode W^R can be reduced to a two parameter form (see section 11):

$$\begin{array}{c|cc} & S & C \\ \hline S & -1 & b \\ \hline C & c & 0 \end{array}, \quad (75)$$

when the average fitness in the population is:

$$\bar{F} \approx 1. \quad (76)$$

This condition corresponds to a population that is almost stable in size, since the fitness is a measure of the progeny.

The fluctuations of payoffs b and c correspond to the short time fluctuations in the size of a population S :

$$\overline{\Delta c^2}, \overline{\Delta b^2} \propto \overline{\left(\frac{\Delta S}{S}\right)^2}. \quad (77)$$

In case of non-zero sum game the population size changes with time, and the fluctuations are, therefore, relative to the average growth rate of the population.

a. Dynamics

This section demonstrates that development of information exchange requires payoffs b and c to fluctuate. Otherwise, the population converges to one of its stable points with affect ability $\epsilon \neq 0$, far from the indirect reciprocity mode. The motion of the population, as a consequence of these fluctuations, makes the development of the affect ability $\epsilon \rightarrow 1$ and stability of the indirect reciprocity mode ($\epsilon_{IR} \rightarrow 1, \alpha_{IR} = 1, \beta_{IR} = 0$) possible. The evolution of information exchange occurs in the vicinity of the stable points, in case the fluctuations of b and c are small.

Consider a population composed of phenotypes $(\epsilon_i, \alpha_i, \beta_i)$, with corresponding densities $\rho_i(\epsilon_i, \alpha_i, \beta_i)$. The payoff (67) for an individual i interacting with an

individual j is:

$$G(i, j) = (1 - \epsilon_i)P(\alpha_i, \beta_i | \gamma_{ji} | W_{pq}^i) + \epsilon_i P(\alpha_i, \beta_i | \gamma_j | W_{pq}^i), \quad (78)$$

where γ_{ji} (45) and γ_j are the probabilities of individual j to provide reaction S in its responsive and non-responsive behavior modes correspondingly. The payoff P according to eq. (48) becomes:

$$P(\alpha, \beta | \gamma | W_{pq}) = -(1 - \alpha)\gamma + (1 - \beta)(1 - \gamma)b + \alpha\gamma c, \quad (79)$$

taking (75) into account.

The probability γ_i follows from the self-consistent sys-

tem of equations similar to eqs. (44):

$$\gamma_i = \sum_j [(1 - \epsilon_j)\rho_j((1 - \alpha_i)\gamma_{ji} + (1 - \beta_i)(1 - \gamma_{ji})) + \epsilon_j\rho_j((1 - \alpha_i)\gamma_j + (1 - \beta_i)(1 - \gamma_j))], \quad (80)$$

averaging individual probability to be in state S over all pairwise interactions. In a homogeneous population $(\epsilon, \alpha, \beta)$:

$$\gamma_j = \gamma_{ji} = \frac{1 - \beta}{1 + \alpha - \beta}, \quad (81)$$

indicating that the non-responsive and responsive behaviors are indistinguishable from each other. For derivation of eq. (81), see section 13.

The motion of a confined population is derived by substituting the individual gain (78) into the equations for the velocity of the population (29) and (39). The first order v_ϵ^{1st} vanishes:

$$v_\epsilon^{1st}(\epsilon, \alpha, \beta) \propto P(\alpha_i, \beta_i | \gamma_j | W_{pq}^i) - P(\alpha_i, \beta_i | \gamma_{ji} | W_{pq}^i) = 0, \quad (82)$$

since $\gamma_j = \gamma_{ji}$ in this limit (81). The local velocity of a population $\vec{v} = (v_\alpha^{1st}, v_\beta^{1st}, v_\epsilon^{2nd})$, is defined by:

$$v_\alpha^{1st}(\epsilon, \alpha, \beta) = \frac{1}{T_{gen}}(\overline{x_\alpha^2} - \overline{x_\alpha}^2) \times \left[\frac{\partial P(i|j)}{\partial \alpha_i} + (1 - \epsilon_i) \frac{\partial P(i|j)}{\partial \gamma_{ji}} \frac{\partial \gamma_{ji}}{\partial \alpha_i} \right], \quad (83)$$

$$v_\beta^{1st}(\epsilon, \alpha, \beta) = \frac{1}{T_{gen}}(\overline{x_\beta^2} - \overline{x_\beta}^2) \times \left[\frac{\partial P(i|j)}{\partial \beta_i} + (1 - \epsilon_i) \frac{\partial P(i|j)}{\partial \gamma_{ji}} \frac{\partial \gamma_{ji}}{\partial \beta_i} \right], \quad (84)$$

$$v_\epsilon^{2nd}(\epsilon, \alpha, \beta) = -\frac{1}{T_{gen}}(\overline{x_\epsilon^2} - \overline{x_\epsilon}^2) \frac{\partial P(i|j)}{\partial \gamma_{ji}} \times \left[\frac{\partial \gamma_{ji}}{\partial \alpha_i} \overline{x_\alpha} + \frac{\partial \gamma_{ji}}{\partial \alpha_j} \overline{x_\alpha} + \frac{\partial \gamma_{ji}}{\partial \beta_i} \overline{x_\beta} + \frac{\partial \gamma_{ji}}{\partial \beta_j} \overline{x_\beta} \right], \quad (85)$$

where all derivatives are taken at the point $(\epsilon, \alpha, \beta) = (\epsilon_i, \alpha_i, \beta_i) = (\epsilon_j, \alpha_j, \beta_j)$. The velocity is proportional to the spreads $(\overline{x_k^2} - \overline{x_k}^2)$ and to asymmetries $\overline{x_\beta}$ ($k = \epsilon, \alpha, \beta$) of the population (see section 2). For derivation of eqs. (82), (83), (84) and (85), see section 14.

The payoff $P(i|j)$ is defined by eq. (48) only at the boundaries $(\alpha = 0, 1)$ or $(\beta = 0, 1)$. In other regions of (α, β) the space eqs. (43) are invalid; to calculate the statistics of the mutual reactions Ω_{pq} , the exact order of reactions in a course of the interaction must be taken into account, e.g see (49). The velocities $(v_\alpha, v_\beta, v_\epsilon)$ for arbitrary (α, β) are calculated by substituting the payoff $P(i|j)$ in its general form (15) into eqs. (29) and (39).

5. Evolutionary stable states on the boundaries

A confined population on the boundary of the $(\epsilon, \alpha, \beta)$ space is evolutionary stable in case of:

$$|v_\parallel| = 0, \quad (86)$$

$$\frac{\partial v_\parallel}{\partial x_\parallel} < 0, \quad (87)$$

$$\vec{v}_\perp \vec{n} < 0, \quad (88)$$

where $(v_{\parallel}, v_{\perp})$ are the components of the velocity parallel and perpendicular to the boundary, while \vec{n} is the normal vector at the boundary. The position of a stable point $(\alpha_{st}, \beta_{st})$, defined by conditions (86) and (87), is independent of the order of reactions in the course of an interaction, since there exists a solution for (43) at the boundary of the phenotype space. To analyze (88) the equiprobable order of reactions is assumed (49).

The evolutionary stable points for payoffs $b > -1$ and $b > c$, following (86) and (83), are (see section 15):

$$\begin{aligned}\alpha_{st} &= \frac{-(1-\epsilon) + \sqrt{(1-\epsilon)^2 + 4\epsilon K^2}}{2\epsilon K}, \\ \beta_{st} &= 0,\end{aligned}\quad (89)$$

where $K = (c+1)/(b+1)$.

For payoffs $b > 0$ and $b < c$ one obtains, following (86) and (84), the stable points:

$$\begin{aligned}\alpha_{st} &= 0, \\ \beta_{st} &= \frac{(1+\epsilon)(1-Z) + \sqrt{(1+\epsilon)^2(1-Z)^2 - 4\epsilon(1-\epsilon)Z}}{2\epsilon},\end{aligned}\quad (90)$$

where $Z = c/b - 1$.

For other payoffs (b, c) , a population is stable at some arbitrary point on either $\alpha = 0$ or $\beta = 1$ plane. The evolutionary dynamics in the vicinity of these planes is slow and the stability position is undefined, since $|v_{\parallel}| = 0$ holds for all points.

In case of developed affect abilities $\epsilon \rightarrow 1$, the indirect reciprocity behavior mode is stable for the region $(b > 0, c+1 > 0)$, including Chicken, Leader and Battle of the Sexes games. Prisoner's Dilemma degrades information exchange. These results are illustrated in Fig. 4.

6. Games favoring development and degradation of information exchange.

The individual ability to exchange information increases with the development of affect ability ϵ . Stability of the indirect reciprocity behavior mode is achieved only at $\epsilon \rightarrow 1$. Consequently, the evolutionary conditions favoring and degrading information exchange correspond to the positive and negative values of v_{ϵ} (85).

Small fluctuations of the payoffs b and c induce motion in the vicinity of the stable points, with the average $\overline{v_{\epsilon}} \propto \overline{\Delta c^2}, \overline{\Delta b^2}$:

$$\begin{aligned}\overline{v_{\epsilon}} &= \frac{1}{2} \frac{\partial^2 v_{\epsilon}(\epsilon, \alpha, \beta, b, c)}{\partial c^2} \Big|_{\alpha_{st}, \beta_{st}, b, c} \overline{\Delta c^2} + \\ &\quad \frac{1}{2} \frac{\partial^2 v_{\epsilon}(\epsilon, \alpha, \beta, b, c)}{\partial b^2} \Big|_{\alpha_{st}, \beta_{st}, b, c} \overline{\Delta b^2},\end{aligned}\quad (91)$$

under assumption that $\overline{\Delta b}, \overline{\Delta c} = 0$. In case of constant payoffs b and c , a population converges to a stable point with $v_{\epsilon} = 0$ (see (85)).

Information exchange is favored ($\overline{v_{\epsilon}} > 0$) in the Chicken, Battle of the Sexes and Leader games ($(b > -1, c < b)$ and $(b > 0, c > b)$). The evolutionary dynamics, therefore, occurs in the vicinity of the evolutionary stable points on the axis $\beta = 0$ or $\alpha = 1$. For the $(b > -1, c < b)$ region, the development rate $\overline{v_{\epsilon}}$ follows from eqs. (91) and (85):

$$\begin{aligned}\overline{v_{\epsilon}}(\epsilon, \alpha, \beta) &= -\frac{\overline{\Delta p^2}}{2T_{gen}} (\overline{x_{\epsilon}^2} - \overline{x_{\epsilon}^2}) \left[\frac{\partial^2}{\partial c^2} + \frac{\partial^2}{\partial b^2} \right] \times \\ &\quad \frac{\partial G(i, j)}{\partial \alpha_i} \left(\frac{\partial^2 G(i, j)}{\partial \alpha_i^2} \right)^{-1} \frac{\partial P(i|j)}{\partial \gamma_{ji}} \left(\frac{\partial \gamma_{ji}}{\partial \alpha_i} + \frac{\partial \gamma_{ji}}{\partial \alpha_j} \right),\end{aligned}\quad (92)$$

and for $(b > 0, c > b)$ one obtains:

$$\begin{aligned}\overline{v_{\epsilon}}(\epsilon, \alpha, \beta) &= -\frac{\overline{\Delta p^2}}{2T_{gen}} (\overline{x_{\epsilon}^2} - \overline{x_{\epsilon}^2}) \times \\ &\quad \frac{\partial G(i, j)}{\partial \beta_i} \left(\frac{\partial^2 G(i, j)}{\partial \beta_i^2} \right)^{-1} \frac{\partial P(i|j)}{\partial \gamma_{ji}} \left(\frac{\partial \gamma_{ji}}{\partial \beta_i} + \frac{\partial \gamma_{ji}}{\partial \beta_j} \right),\end{aligned}\quad (93)$$

where $\overline{\Delta p^2} \approx \overline{\Delta b^2}, \overline{\Delta c^2}$. The asymmetries of a population $\overline{x_i}$ are estimated along the boundaries according to (32) and in the perpendicular direction according to (35). The asymmetries $\overline{x_{\perp}}$ are neglected since $(DT_{gen})^{\frac{1}{3}} \ll 1$, in the limit of small D .

The size of the of the population $(\overline{x_{\epsilon}^2} - \overline{x_{\epsilon}^2})$ along the ϵ direction is estimated as a diffusion distance during a time T_k that takes for a population to pass its own size along the α or β directions. It results in:

$$\begin{aligned}(\overline{x_{\epsilon}^2} - \overline{x_{\epsilon}^2}) &\propto (DT_{gen})^{\frac{3}{4}} \frac{(\overline{\Delta p^2})^{-\frac{1}{2}} \left(-\frac{\partial^2 G(i, j)}{\partial k_i^2} \right)^{\frac{1}{4}}}{\sqrt{\left(\frac{\partial^2 G(i, j)}{\partial k \partial c} \right)^2 + \left(\frac{\partial^2 G(i, j)}{\partial k \partial b} \right)^2}},\end{aligned}\quad (94)$$

where index k is either α or β . This equation follows from $(\overline{x_{\epsilon}^2} - \overline{x_{\epsilon}^2}) \propto DT_k$, taking into account $T_k = \sqrt{(\overline{x_k^2} - \overline{x_k^2})/|v_k|}$, where $|v_k|$ is the absolute average velocity of a population subjected to fluctuating payoffs (b, c) near its stable point:

$$\begin{aligned}|v_k| &= \frac{(\overline{\Delta p^2})^{\frac{1}{2}}}{T_{gen}} (\overline{x_k^2} - \overline{x_i^k}) \times \\ &\quad \left| \left[\frac{\partial}{\partial c} + \frac{\partial}{\partial b} \right] \frac{\partial G(\vec{r}, \vec{r}')}{\partial x_i} \right|,\end{aligned}\quad (95)$$

see eq. (29).

The contour plot of payoff fluctuations $\overline{\Delta p^2}$ causing equal development rate $\overline{v_{\epsilon}}$ (93) at different points of the payoff space (b, c) (with $\epsilon = 0.5$) is shown in Fig. 4F.

7. Information exchange vs. time

The development rate of information exchange increases with fluctuations of payoffs b and c , corresponding to fast fluctuations of the population size $(\Delta S/S)^2$. Maximum information exchange I in a population depends on the affect ability ϵ , together with the payoffs b and c . Consequently, the instantaneous development of the information exchange is:

$$\frac{\partial I}{\partial t} = \frac{\partial I}{\partial \epsilon} v_\epsilon(\epsilon, \alpha, \beta, b, c), \quad (96)$$

under assumption that the average values of b and c are constant. Taking into account eqs. (92), (93) and (94), one can write:

$$\frac{\partial I}{\partial t} \propto \frac{1}{T_{dev}} f(\epsilon, b, c), \quad (97)$$

where f specifies the population under discussion. The time of development of information exchange and processing T_{dev} :

$$T_{dev} \propto T_{gen} (DT_{gen})^{-\frac{3}{4}} \left(\left(\frac{\Delta S}{S} \right)^2 \right)^{-\frac{1}{2}}, \quad (98)$$

is inversely proportional to the diffusion coefficient D and to population size fluctuations $\sqrt{(\Delta S/S)^2}$, and proportional to the time-span of a single generation T_{gen} .

8. Derivation of eqs. (29) and (30)

We are looking for a δ -function like solution (27) of eq. (24). In a moving frame of reference ($\vec{r} \leftarrow \vec{r} - \vec{v}t, t \leftarrow t$), eq. (24) becomes:

$$-\vec{v} \frac{\partial \rho(\vec{r})}{\partial \vec{r}} + \frac{\partial \rho(\vec{r})}{\partial t} = \frac{1}{T_{gen}} \rho(\vec{r}) \frac{F(\vec{r}) - \bar{F}}{|\bar{F}|} + D \frac{\partial^2 \rho}{\partial \vec{r}^2}. \quad (99)$$

where \vec{v} is the velocity of the frame of reference.

To derive the i th component of the velocity v_i , one should multiply eq. (99) by the orders of x_i (where $\vec{x} = \vec{r} - \vec{r}_0$) and integrate over the entire phenotype space \vec{r} . The equations corresponding to the orders from x_i^0 to x_i^3 are:

$$0 = \frac{1}{T_{gen}} \frac{F(r_0) - \bar{F}}{\bar{F}} + \frac{1}{T_{gen} \bar{F}} \times \left(\frac{\partial G(\vec{r}, \vec{r}')}{\partial x_k} \overline{x_k} + \frac{\partial G(\vec{r}, \vec{r}')}{\partial x'_k} \overline{x'_k} + \frac{1}{2} \frac{\partial G(\vec{r}, \vec{r}')}{\partial x_k \partial x_j} \overline{x_k x_j} + \frac{1}{2} \frac{\partial G(\vec{r}, \vec{r}')}{\partial x_k \partial x'_j} \overline{x_k x'_j} + \frac{1}{2} \frac{\partial G(\vec{r}, \vec{r}')}{\partial x'_k \partial x'_j} \overline{x'_k x'_j} \right), \quad (100)$$

$$v_i + \frac{\partial \overline{x_i}}{\partial t} = \frac{1}{T_{gen}} \frac{F(r_0) - \bar{F}}{\bar{F}} \overline{x_i} + \frac{1}{T_{gen} \bar{F}} \times \left(\frac{\partial G(\vec{r}, \vec{r}')}{\partial x_k} \overline{x_k x_i} + \frac{\partial G(\vec{r}, \vec{r}')}{\partial x'_k} \overline{x'_k x_i} + \frac{1}{2} \frac{\partial G(\vec{r}, \vec{r}')}{\partial x_k \partial x_j} \overline{x_k x_j x_i} + \frac{1}{2} \frac{\partial G(\vec{r}, \vec{r}')}{\partial x_k \partial x'_j} \overline{x_k x'_j x_i} + \frac{1}{2} \frac{\partial G(\vec{r}, \vec{r}')}{\partial x'_k \partial x'_j} \overline{x'_k x'_j x_i} \right), \quad (101)$$

$$2v_i \overline{x_i} + \frac{\partial \overline{x_i^2}}{\partial t} = 2D + \frac{1}{T_{gen}} \frac{F(r_0) - \bar{F}}{\bar{F}} \overline{x_i^2} + \frac{1}{T_{gen} \bar{F}} \times \left(\frac{\partial G(\vec{r}, \vec{r}')}{\partial x_k} \overline{x_k x_i^2} + \frac{\partial G(\vec{r}, \vec{r}')}{\partial x'_k} \overline{x'_k x_i^2} + \frac{1}{2} \frac{\partial G(\vec{r}, \vec{r}')}{\partial x_k \partial x_j} \overline{x_k x_j x_i^2} + \frac{1}{2} \frac{\partial G(\vec{r}, \vec{r}')}{\partial x_k \partial x'_j} \overline{x_k x'_j x_i^2} + \frac{1}{2} \frac{\partial G(\vec{r}, \vec{r}')}{\partial x'_k \partial x'_j} \overline{x'_k x'_j x_i^2} \right), \quad (102)$$

$$\begin{aligned}
3v_i \overline{x_i^2} + \frac{\partial \overline{x_i^3}}{\partial t} &= 6D \overline{x_i} + \frac{1}{T_{gen}} \frac{F(r_0) - \overline{F}}{\overline{F}} \overline{x_i^3} + \frac{1}{T_{gen} \overline{F}} \times \\
&\left(\frac{\partial G(\vec{r}, \vec{r}')}{\partial x_k} \overline{x_k x_i^3} + \frac{\partial G(\vec{r}, \vec{r}')}{\partial x'_k} \overline{x'_k x_i^3} + \right. \\
&\left. + \frac{1}{2} \frac{\partial G(\vec{r}, \vec{r}')}{\partial x_k \partial x_j} \overline{x_k x_j x_i^3} + \frac{1}{2} \frac{\partial G(\vec{r}, \vec{r}')}{\partial x_k \partial x'_j} \overline{x_k x'_j x_i^3} + \frac{1}{2} \frac{\partial G(\vec{r}, \vec{r}')}{\partial x'_k \partial x'_j} \overline{x'_k x'_j x_i^3} \right).
\end{aligned} \tag{103}$$

The velocities of a confined population (eqs. (29) and (30)) follow from eqs. (100-103), under assumptions:

$$\frac{\partial \overline{x_i}}{\partial t} = \frac{\partial \overline{x_i^2}}{\partial t} = \frac{\partial \overline{x_i^3}}{\partial t} = 0, \tag{104}$$

that the population is static in the moving frame of reference.

To derive the components of the velocity v_i^{1st} (29) and v_i^{2nd} (30), one should multiply eq. (100) by $\overline{x_i}$ and subtract it from eq. (101). The other terms vanish, e.g. $\overline{x_k x_j} - \overline{x_k} \overline{x_j} = 0$ unless $k = j$. The last term of the expression for v_i^{2nd} (30) is a consequence of contributions to the average fitness \overline{F} :

$$\overline{F} = G(\vec{r}, \vec{r}') + \frac{\partial G(\vec{r}, \vec{r}')}{\partial x_i} \overline{x_i} + \frac{\partial G(\vec{r}, \vec{r}')}{\partial x'_i} \overline{x'_i}, \tag{105}$$

by the asymmetry of the population shape, $\overline{x_i}, \overline{x'_i} \neq 0$.

9. Derivation of eqs. (31), (32), (34) and (35)

At slow propagation, the spread of a population ($\overline{x_i^2} - \overline{x_i}^2$) (31) follows from eq. (102), after subtraction of eq. (100) multiplied by $\overline{x_i^2}$:

$$2D = -\frac{1}{T_{gen}} \frac{1}{2} \frac{\partial^2 G(\vec{r}, \vec{r}')}{\partial x_i^2} (\overline{x_i^4} - \overline{x_i^2}^2), \tag{106}$$

where the population was assumed to be near its stable position:

$$\left(\frac{\partial G(\vec{r}, \vec{r}')}{\partial x_i} \right)^2 \ll \left| \frac{\partial^2 G(\vec{r}, \vec{r}')}{\partial x_i^2} \right|, \tag{107}$$

$$DT \ll \left| \frac{\partial^2 G(\vec{r}, \vec{r}')}{\partial x_i^2} \right|, \tag{108}$$

$$\frac{\partial^2 G(\vec{r}, \vec{r}')}{\partial x_i^2} < 0, \tag{109}$$

and v_i was neglected. In case of a δ -function like $\rho(\vec{r})$, condition:

$$\left(\overline{x_i^2} - \overline{x_i}^2 \right)^2 \propto \left(\overline{x_i^4} - \overline{x_i^2}^2 \right), \tag{110}$$

is assumed to hold.

The asymmetry (32) is derived by substituting D (eq. (106)) and v_i^{1st} (eq. (29)) into eq. (103), after subtraction of (eq. (100) multiplied by $\overline{x_i^3}$):

$$\overline{x_i} = -\frac{\partial G(\vec{r}, \vec{r}')}{\partial x_i} \left(\frac{\partial^2 G(\vec{r}, \vec{r}')}{\partial x_i^2} \right)^{-1} \frac{\left(3\overline{x_i^2} - \overline{x_i}^4 \right)}{\left(-2\overline{x_i^4} + \frac{3}{2}\overline{x_i^2}^2 \right)}, \tag{111}$$

where terms higher than $\overline{x_i^4}$ were neglected. Eq. (111) corresponds to eq. (32), taking into account:

$$\frac{\left(3\overline{x_i^2} - \overline{x_i}^4 \right)}{\left(-2\overline{x_i^4} + \frac{3}{2}\overline{x_i^2}^2 \right)} \rightarrow const < 0, \tag{112}$$

in the limit of a δ -function like $\rho(\vec{r})$.

The spread (34) in case of fast propagation:

$$\left(\frac{\partial G(\vec{r}, \vec{r}')}{\partial x_i} \right)^2 \gg \left| \frac{\partial^2 G(\vec{r}, \vec{r}')}{\partial x_i^2} \right|, \tag{113}$$

is estimated as the diffusion radius:

$$\left(\overline{x_i^2} - \overline{x_i}^2 \right) \approx DT_{cr}, \tag{114}$$

during an amount of time:

$$T_{cr} = \frac{\sqrt{\left(\overline{x_i^2} - \overline{x_i}^2 \right)}}{|v_i|}, \tag{115}$$

required for a population to pass its own size. The spread as a function of D and derivatives of the gain P follows from (114), taking into account eqs. (29) and (115):

$$\left(\overline{x_i^2} - \overline{x_i}^2 \right) \propto \frac{D^2}{v_f^2}, \tag{116}$$

where velocity v_f is:

$$v_f = (T_{gen})^{-\frac{1}{3}} (D)^{\frac{2}{3}} \left(\frac{\partial G(\vec{r}, \vec{r}')}{\partial x_f} \right)^{\frac{1}{3}}. \tag{117}$$

Asymmetry (35) is estimated from eq. (102), as D/v_i :

$$\bar{x}_i \propto (DT_{gen})^{\frac{1}{3}} \left(\frac{\partial G(\vec{r}, \vec{r}')}{\partial x_i} \right)^{-\frac{1}{3}}, \quad (118)$$

taking into account (113).

10. Derivation of eqs. (62) and (63).

To derive eq. (62), consider a population composed of a host h and a mutant m , with the phenotypes $(\epsilon_i^h, \alpha_i^h, \beta_i^h)$ and $(\epsilon_i^m, \alpha_i^m, \beta_i^m)$ correspondingly. The condition (62) follows from the stability condition (20):

$$G(h, h) - G(m, h) > 0, \quad (119)$$

under assumption that only the host possesses a developed indirect reciprocity mode ($\alpha_1^h = 1, \beta_1^h = 0$), while the mutant is different from the host by its aggression aversion ($\alpha_1^m = 1 - \Delta\alpha, \beta_1^m = 0$). All other behavior modes are identical:

$$(\epsilon_i^h, \alpha_i^h, \beta_i^h) = (\epsilon_i^m, \alpha_i^m, \beta_i^m), \quad (120)$$

for all $i \neq 1$.

The condition for evolutionary stability (119) becomes:

$$\sum_{i,j} \epsilon_i \epsilon_j (P(h_i|h_j|W_{pq}^i) - P(m_i|h_j|W_{pq}^i)) > 0, \quad (121)$$

taking into account the payoffs (47). The terms with $i \neq 1$ and $j \neq 1$ vanish due to (120). The first term of (62) corresponds to $i = j = 1$ terms of (121):

$$\begin{aligned} & \epsilon_1^2 (P(\alpha = 1, \beta = 0 | \alpha = 1, \beta = 0 | W_{pq}^1) - \dots \\ & - P(\alpha = 1 - \Delta\alpha, \beta = 0 | \alpha = 1, \beta = 0 | W_{pq}^1)) = \dots \\ & = \epsilon_1^2 \frac{W_{CS}^1 - W_{SC}^1}{2}, \end{aligned} \quad (122)$$

in the limit of $\Delta\alpha \ll 1$. The difference of the payoffs in eq. (122) converges to a finite value in the limit $\Delta\alpha \rightarrow 1$ as consequence of the instability of the behavior in the indirect reciprocity mode, see eqs. (52-59). The second term of (62) follows from:

$$\begin{aligned} & \sum_{j \neq 1} \epsilon_1 \epsilon_j (P(\alpha = 1, \beta = 0 | \alpha_j, \beta_j | W_{pq}^1) - \dots \\ & - P(\alpha = 1 - \Delta\alpha, \beta = 0 | \alpha_j, \beta_j | W_{pq}^1)) \propto \epsilon_1 \Delta\alpha. \end{aligned} \quad (123)$$

This sum is proportional to $\Delta\alpha$, since there are no instabilities in behavior for any $(\alpha_j, \beta_j) \neq (1, 0)$ interacting with the modes $(\alpha = 1, \beta = 0)$ and $(\alpha = 1 - \Delta\alpha, \beta = 0)$.

The condition (63) follows in the same way as (62) assuming $(\alpha_1^m = 1, \beta_1^m = \Delta\beta)$, rather than the $(\alpha_1^m = 1 - \Delta\alpha, \beta_1^m = 0)$, mutant.

11. Derivation of eq. (75).

For an average fitness (18) $\bar{F} \approx 1$, two independent parameters are sufficient to describe the payoffs for responsive behavior in a population composed of individuals with two behavior modes. Reduction of the payoff (13) to a two parameter form introduces only a new time scale in the equation of motion (17), without having any impact on its evolutionary dynamics.

To derive the table (75) from (13), two transformations are required:

$$W'_{pq} = W_{pq} - W_{CC}, \quad (124)$$

$$W''_{pq} = W'_{pq} / |W_{SS} - W_{CC}|. \quad (125)$$

Consequently, the parameters b and c in (75) are:

$$\begin{aligned} b &= \frac{W_{SC} - W_{CC}}{|W_{SS} - W_{CC}|}, \\ c &= \frac{W_{CS} - W_{CC}}{|W_{SS} - W_{CC}|}. \end{aligned} \quad (126)$$

The transformation (125) applied to eq. ((17)) results in:

$$\frac{\partial \rho(\xi)}{\partial t} = \frac{1}{T_{gen}} \rho(\xi) \frac{F(\xi|W'_{pq}) - \bar{F}(W'_{pq})}{|\bar{F}|} + \widetilde{M}, \quad (127)$$

This follows from:

$$\begin{aligned} F(W_{pq}) &= F(W'_{pq}) + W_{CC}, \\ \bar{F}(W_{pq}) &= \bar{F}(W'_{pq}) + W_{CC}, \end{aligned} \quad (128)$$

due to the property of the payoff (15):

$$P(m_i|h_j|W_{pq}) = P(m_i|h_j|W'_{pq}) + W_{CC}, \quad (129)$$

taking into account that $\sum_{pq} \Omega_{pq} = 1$.

The second transformation (125) brings eq. (127) to the form:

$$\frac{\partial \rho(\xi)}{\partial t'} = \frac{1}{T_{gen}} \rho(\xi) (F(\xi|W''_{pq}) - \bar{F}(W''_{pq})) + \widetilde{M}, \quad (130)$$

where:

$$t' = t \frac{|W_{SS} - W_{CC}|}{\bar{F}}, \quad (131)$$

and

$$W''_{pq} = \begin{vmatrix} S & C \\ S & -1 \\ C & c \\ & 0 \end{vmatrix}, \quad (132)$$

corresponding to eq. (75).

12. Solution of the system of eqs. (42).

The system of eqs. (42) can be presented as:

$$\begin{pmatrix} \alpha_1 & 0 & \alpha_1 - 1 & 0 \\ \alpha_2 & \alpha_2 - 1 & 0 & 0 \\ 0 & \beta_1 & 0 & \beta_1 - 1 \\ 0 & 0 & \beta_2 & \beta_2 - 1 \\ 1 & 1 & 1 & 1 \end{pmatrix} \begin{pmatrix} \Omega_{SS} \\ \Omega_{SC} \\ \Omega_{CS} \\ \Omega_{CC} \end{pmatrix} = \begin{pmatrix} 0 \\ 0 \\ 0 \\ 0 \\ 1 \end{pmatrix}. \quad (133)$$

A solution for this system exists if the determinant of the corresponding extended matrix U vanishes:

$$\det U = 0, \quad (134)$$

where

$$U = \begin{pmatrix} \alpha_1 & 0 & \alpha_1 - 1 & 0 & 0 \\ \alpha_2 & \alpha_2 - 1 & 0 & 0 & 0 \\ 0 & \beta_1 & 0 & \beta_1 - 1 & 0 \\ 0 & 0 & \beta_2 & \beta_2 - 1 & 0 \\ 1 & 1 & 1 & 1 & 1 \end{pmatrix}. \quad (135)$$

For a general case there is no solution, since it includes five equations and only four variables.

The determinant of U :

$$\begin{aligned} \det U(\alpha_1, \beta_1, \alpha_2, \beta_2) = \\ \alpha_1(\beta_1 - 1)\beta_2 + \alpha_2(\alpha_1\beta_2 - \beta_1(\alpha_1 + \beta_2 - 1)). \end{aligned} \quad (136)$$

vanishes either in case of identical phenotypes $(\alpha_1, \beta_1) = (\alpha_2, \beta_2)$ or at the boundaries of the (α, β) space, $\alpha = 0, 1$ or $\beta = 0, 1$. It can be demonstrated as follows:

$$\det U(\alpha, \beta, \alpha, \beta) = 0, \quad (137)$$

Then taking into account (137), $\alpha_2 \neq \alpha_1$ fits (134) if:

$$\left. \frac{\partial \det U}{\partial \alpha_2} \right|_{\alpha_1, 2=\alpha, \beta_1, 2=\beta} = \beta(1 - \beta), \quad (138)$$

vanishes. The same holds for changes in β_2 :

$$\left. \frac{\partial \det U}{\partial \beta_2} \right|_{\alpha_1, 2=\alpha, \beta_1, 2=\beta} = -\alpha(1 - \alpha). \quad (139)$$

The solution (43) is valid in these cases and can be checked by a substitution.

13. Derivation of eqs. (46) and (81).

In a homogenous population composed of individuals $(\epsilon, \alpha, \beta)$, the average probability γ_{NR} of the selfish reaction S is:

$$\begin{aligned} \gamma_{NR} = \epsilon^2 \gamma_{NR} + \epsilon(1 - \epsilon) \gamma_{NR} + \dots \\ + (1 - \epsilon) \epsilon \gamma_{R,NR} + (1 - \epsilon)^2 \gamma_{R,R}, \end{aligned} \quad (140)$$

where one averages over all possible interactions: non-responsive vs. non-responsive, non-responsive vs. responsive, responsive vs. non-responsive and responsive vs. responsive. The probabilities to provide reaction S while interacting with non-responsive and responsive competitors are:

$$\gamma_{R,NR} = (1 - \alpha) \gamma_{NR} + (1 - \beta)(1 - \gamma_{NR}), \quad (141)$$

and

$$\gamma_{R,R} = \frac{1 - \beta}{1 + \alpha - \beta}, \quad (142)$$

correspondingly.

Solution of eq. (140) for γ_{NR} , results in eq. (81).

14. Derivation of eqs. (82), (83), (84) and (85).

These equations are derived substituting the gain $G(i, j)$ (78) in expressions (29) and (39). One must take into account that:

$$\frac{\partial G(i|j)}{\partial \alpha_i} = \frac{\partial P(i|j)}{\partial \alpha_i} + (1 - \epsilon_i) \frac{\partial P(i|j)}{\partial \gamma_{ji}} \frac{\partial \gamma_{ji}}{\partial \alpha_i}, \quad (143)$$

and

$$\frac{\partial^2 G(i|j)}{\partial \epsilon_i \partial \alpha_i} = - \frac{\partial P(i|j)}{\partial \gamma_{ji}} \frac{\partial \gamma_{ji}}{\partial \alpha_i}, \quad (144)$$

together with similar expressions for $\partial G(i|j)/\partial \beta_i$ and $\partial^2 G(i|j)/\partial \epsilon_i \partial \beta_i$.

15. Derivation of eqs. (89) and (90).

To derive eq. (89), following condition (86), one should find the points of zero velocity (83) on the $\beta = 0$ axis:

$$\frac{\partial P(i|j)}{\partial \alpha_i} + (1 - \epsilon_i) \frac{\partial P(i|j)}{\partial \gamma_{ji}} \frac{\partial \gamma_{ji}}{\partial \alpha_j} = 0. \quad (145)$$

Solving this equation for α results in (89), taking into account the expressions for payoff P (79) and γ_{ji} (45).

Derivation of eq. (90) is analogous to the derivation of eq. (89). One should substitute eqs. (79) and (45) into (84), finding its zeros on the $\alpha = 1$ axis.

The stability condition (87) holds for the stable points (89) and (90) in cases of $(b > -1, c < b)$ and $(b > 0, c > b)$ correspondingly. This can be checked by substituting eqs. (78) and (79) into condition (33) (matching (87) in case of a confined population):

$$\frac{\partial v_\alpha}{\partial \alpha} \propto - \frac{(1+b)K^3(-1+\epsilon)\epsilon^3 \left(1+(-1+2K^2)\epsilon - \sqrt{1+(-2+4K^2)\epsilon+\epsilon^2}\right) \left(-1+\epsilon+\sqrt{1+(-2+4K^2)\epsilon+\epsilon^2}\right)}{\left(-1+\epsilon-2K\epsilon+\sqrt{1+(-2+4K^2)\epsilon+\epsilon^2}\right)^2 \left(-1+\epsilon+2K\epsilon+\sqrt{1+(-2+4K^2)\epsilon+\epsilon^2}\right)^3},$$

$$K = \frac{1+c}{1+b}, \tag{146}$$

and

$$\frac{\partial v_\beta}{\partial \beta} \propto \frac{b(-1+\epsilon)\epsilon^3 \left(K(-1+\epsilon)+\sqrt{K^2(-1+\epsilon)^2+4\epsilon}\right) \left(K^2(-1+\epsilon)-2\epsilon+K\sqrt{K^2(-1+\epsilon)^2+4\epsilon}\right)}{\left(K(-1+\epsilon)-2\epsilon+\sqrt{K^2(-1+\epsilon)^2+4\epsilon}\right)^2 \left(K(-1+\epsilon)+2\epsilon+\sqrt{K^2(-1+\epsilon)^2+4\epsilon}\right)^3},$$

$$K = \frac{c}{b}. \tag{147}$$

These expressions are negative in the regions ($b > -1, c < b$) and ($b > 0, c > b$) correspondingly.

The condition (88) holds for the stable points (89) and (90) in the cases of ($b > -1, c < b$) and ($b > 0, c > b$) correspondingly, assuming equal probabilities to be the second to respond (see (49)) in the course of an inter-

action. It can be checked by substituting the general expression for the payoffs P (15) together with eq. (49) in eqs. (78), (83) and (84). The derived expression for v_\perp are too cumbersome to be present here, though they can be handled with the help of a symbolic calculation software, e.g. Wolfram Mathematica.