

Kosterlitz-Thouless Transition in the NiGa_2S_4

Chyh-Hong Chern*

*Institute for Solid State Physics, University of Tokyo,
5-1-5 Kashiwanoha, Kashiwa, Chiba 277-8581, Japan*

In the two-dimensional superfluidity, the proliferation of the vortices and the anti-vortices results in a new class of phase transition, Kosterlitz-Thouless (KT) transition. This class of the phase transitions is also anticipated in the two-dimensional magnetic systems. However, its existence in the real magnetic systems still remains mysterious. Here we show that the recent NMR experiment on the NiGa_2S_4 uncovers this novel phase transition. The novel spin-freezing state observed in the NiGa_2S_4 possesses the power-law decayed spin correlation.

PACS numbers: 75.30.Gw, 75.40.Cx, 75.40.Mg

As the thermodynamic conditions in the environment change, for example the pressure or the temperature, matter transforms from one state to another. Steam levitates from the top of the hot coffee; ice melts in the soft drink. The phase transition is ubiquitous in our daily life. Investigating the phase transition is always the central subject in physics. Most of the phase transitions can be understood by the distinct physical properties between the phases. For example, in the vapor-liquid transition, the unit volumes per mole of the molecules are different from the vapor to the liquid. In the ferromagnetic transition, the spins orientate randomly at the high temperature side but start to align along the same direction resulting in the net magnetization at the low temperature side. However, in the two-dimensional superfluid, the Kosterlitz-Thouless (KT) transition that happens when vortices and the anti-vortices proliferate does not separate the phases with distinct thermodynamic quantities[1]. Instead, the superfluidity correlation changes from the power-law behavior to the exponentially decayed one as we across the transition from the low temperature side to the high temperature side. In the two-dimensional magnetic systems, the KT transition is also anticipated when the motion of the spins is confined in the planes, so-called the XY model. On the other hand, the power-law decayed spin correlation may play important role in the high transition temperature superconductor[2]. Therefore, understanding the spin dynamics in the critical *phase* has become tremendously important.

NiGa_2S_4 is originally synthesized intending to realize the spin liquid proposed by Anderson few decades ago[3]. It is the layered material that the spin-1 Ni^{2+} ions form the ideal two-dimensional triangular network. As an anti-ferromagnetic insulator, NiGa_2S_4 exhibits no long-ranged magnetic ordering down to 350mK shown in the specific heat capacity, the magnetic susceptibility, and the neutron scattering experiments[4]. At 1.5K, the Edwards-Anderson order parameter, $Q = 1/N \sum_i \langle S_i^2 \rangle$, that tells the spin moment, is measured to be 0.61, where N is the total number of the spins. This vastly reduced spin moment indicates the presence of the strong quantum

fluctuation that is highly favorable by the scenario of the spin liquid. However, in the recent experiments of the Ga nuclear magnetic resonance (Ga-NMR) [5], a temperature T_f is found around 10K below which the spin dynamics is slow down and the freezing behavior is observed. As approaching the T_f from the high temperature side, both the nuclear spin-lattice relaxation rate $1/T_1$ and the nuclear spin-spin relaxation rate $1/T_2$ diverge. Moreover, spins do not freeze immediately at T_f but persist fluctuating down to 2K found in the nuclear quadrupole resonance measurement (NQR). Below 2K, the Ga-NQR spectrum becomes very broad and featureless, which implies the formation of the *static* inhomogeneous internal magnetic field. First, intuitively, the static internal magnetic field occurs when the spins freeze up completely. In this case, the Edwards-Anderson order parameter should be close to the quantum number of the spin angular momentum. Second, all thermodynamic quantities change smoothly at the transition temperature T_f , but the $1/T_1$ and the $1/T_2$ diverge in the NMR signals. Therefore, the later NMR experiment apparently looks inconsistent with the previous measurements. In this Letter, we shall provide a consistent picture to compromise all the experimental results. In addition, we shall claim that the novel spin-freezing transition at $T=T_f$ is the long-sought KT transition in the two-dimensional magnetic systems.

The way to compromise with all the experiments is to consider the state that contains both the freezing spins and the fluctuating ones. Then, both of them can be observed simultaneously in the experiments. Before explaining further, let us begin by reviewing the spin configuration, depicted in Fig.(1a), observed in the neutron scattering experiment. The correlation has the wave vector $(1/6, 1/6, 0)$ with the wavelength $2\pi/3a$, where a names the lattice constant between two Ni^{2+} ions. This wave vector simply means that along the \mathbf{a}_1 direction the periodicity is of 6 sites and so is it along the \mathbf{a}_2 , and along the $\mathbf{b} = (1, 1, 0)$, the periodicity is of 3 sites. For convenience, we highlight the triangles in the Fig.(1a) as the reference. With respect to the reference triangles, spins have the "1-in-2-out" (one spin points in and two spins point out with respect to the triangles) or the

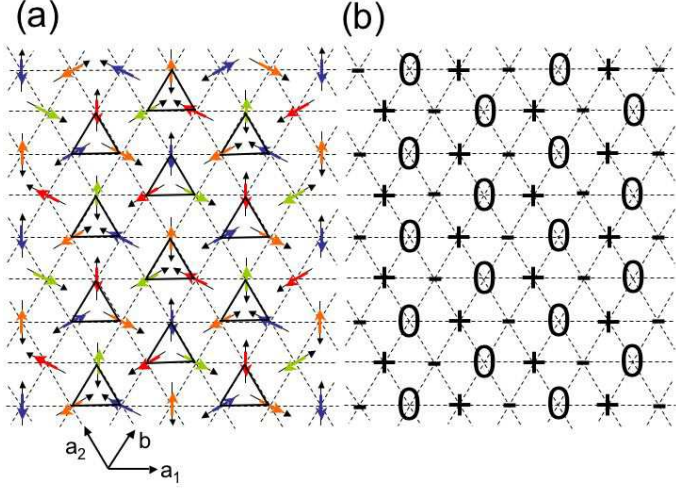


FIG. 1: (Color online) (a) The spin structure observed by the neutron scattering in the Ref.[4]. There are two arrows on every site. The colored one is the spin orientation, and the thin black one is the local easy axis. (b) The ground state of the anti-ferromagnetic quantum Ising model on the triangular lattice. "-" indicates the local "-1" state and the "+" is the local "+1" state. "0" is the linear superposition of the "+1" and the "-1" states.

"2-in-1-out" configurations. Inspired by the observation in the NMR experiment that the spin correlation starts to develop below the Curie-Weiss temperature 80K, we assume the existence of an easy axis on every spin site and its orientation is either parallel or anti-parallel to the current spin configuration. In order to manifest the anti-ferromagnetic nature, we assign the local $+z$ axis to be the "all-in" or the "all-out" with respect to the reference triangles alternating over the whole lattice. An example of the orientation of the local axes is depicted as the black thin arrows in the Fig.(1a). In this transformed coordinate, spins are either +1 (parallel to the $+z$ direction) or -1 (anti-parallel to the $+z$ direction).

Considering the quantum fluctuation explicitly, we propose the following phenomenological Hamiltonian in the transformed coordinate

$$H = J \sum_{\langle ij \rangle} \sigma_i^z \sigma_j^z - K \sum_i \sigma_i^x, \quad (1)$$

where σ^z take the eigenvalues +1 and -1, the J is the positive phenomenological coupling constant, and the K is the positive measure. Since the σ^x have the off-diagonal matrix elements that connect the +1 and the -1 states, the K measures the spin-flipping process between the +1 and the -1 states. For small K , the ground state of the Eq.(1) on the triangular lattice is given in the Fig.(1b). Using our coordinate transformation, we can map the spin configuration in Fig.(1a) to the ground state of Eq.(1). If the spin is parallel to the local $+z$ -axis, we assign +1; if it is anti-parallel, we assign -1. In this way,

there are spins that are surrounded by the equal number of the +1 and the -1. If those spins flip, the energy from the first term in Eq.(1) does not change, but this process is encouraged by the second term. Earlier numerical calculation confirms that eventually the 0 state is favored, which occupied +1 and the -1 with the equal probability[6, 7]. Then, this state with the thermal fluctuation naturally resolves the inconsistency between the experiments. The Edwards-Anderson order parameter of this state is 0.6677[8]. It contains both the freezing and fluctuating sites. Below the freezing temperature T_f , the freezing sites contribute to the static internal magnetic field observed in the Ga-NMR experiment, and the fluctuating sites remain fluctuating down to zero temperature to contribute to the reduced moment found in the neutron scattering. We note that although the spin variable on the "+1" and the "-1" sites may change with the coordinate transformation, the one on the "0" site does not. The Edward-Anderson order parameter is invariant with respect to our coordinate transformation.

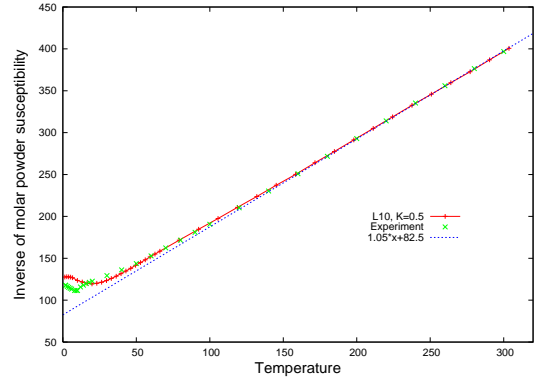


FIG. 2: (Color online) The system size is 10×10 with 100 spins in the calculation. The theoretical result has the same structure as the experiments. At the dip of the χ^{-1} , marked T_f , the spin-freezing transition occurs found in the Ga-NMR experiments.

Next, let us focus on the spin-freezing transition observed at T_f . Since the polycrystalline sample was used in the magnetic susceptibility measurement, we apply the quantum Monte Carlo technique to calculate the averaged susceptibility χ defined by $1/3(\chi_{xx} + \chi_{yy} + \chi_{zz})$, where $\chi_{ij} = dm_i/dh_j$, and m_i is the magnetization per site and h_j is the external magnetic field. In the calculation, the 10^6 Monte Carlo Steps with the average over 64 ensembles is used. In addition, the cluster algorithm is applied along the imaginary time direction. In Fig.(2), the result of the inverse susceptibility χ^{-1} with $J = 66K$ (in the temperature unit) and $K = 0.5J$ is presented. It is compared qualitatively well with the experiment and shows weak size-dependence because of its average nature. Both of them have the spoon-like shape that contains the dip, but the position of the dips happen at different temperature from the theoretical result and

the experimental one. We mark the temperature of the dip T_c in the theoretical result and T_f in the experimental one.

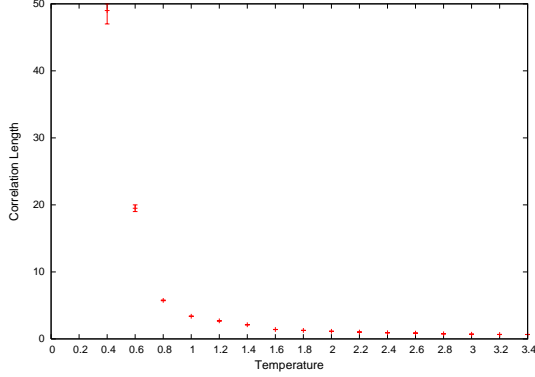


FIG. 3: (Color online) The result of $\xi(T)$. In the high temperature side of T_c ($\sim 0.3J$), the spin correlation is exponentially decayed, and the correlation length diverges at T_c . Below T_c , the phase has the power-law spin correlation.

In the Ga-NMR experiments, the spin-freezing transition is observed at the dip of the inverse susceptibility, and an unusual spin correlation starts to develop at the Currie-Weiss temperature 80K. To understand this, we compute the spin-spin correlation along the \mathbf{a}_1 direction defined by

$$D(n\mathbf{a}_1) = \frac{1}{N} \sum_i \langle \sigma_i^z \sigma_{i+n}^z \rangle \quad (2)$$

in the $L_x \times M$ geometry with the periodic boundary condition, where L_x is the length along the \mathbf{a}_1 direction and M is the one along the $(1, 1, 0)$ direction, and $L_x \sim 4M$ is taken. In this case, the correlation length $\xi(T, M)$ scales with M . We define

$$\xi(T) = \lim_{M \rightarrow \infty} \xi(T, M), \quad (3)$$

and it is shown in Fig.(3). We find that the spin correlation starts to develop at $1.4J$ and it diverges at $T_c \sim 0.3J$.

At T_c , the KT-type transition occurs. Above T_c , for example $T=0.4J$, $\xi(T, M)$ saturates exponentially shown in the Fig.(4). Below T_c , for example $T=0.2J$, $\xi(T, M)$ is linear to M . This linearity has only two possibilities: 1) the correlation length is so large that our system sizes are too small to reach the saturation. 2) it is in the critical phase. Because of the conformal invariance of the critical phase in the two dimensions, the spin correlation decays exponentially in the torus geometry. In this case, $\xi(T, M)$ is linear to M . Furthermore, the scaling dimension $\Delta(T)$ can be obtained by

$$\xi(T) = \frac{1}{2\pi\Delta(T)} M \quad (4)$$

where Δ is defined by

$$\langle \sigma^z(0) \sigma^z(r) \rangle \sim \frac{1}{r^{2\Delta}} \quad (5)$$

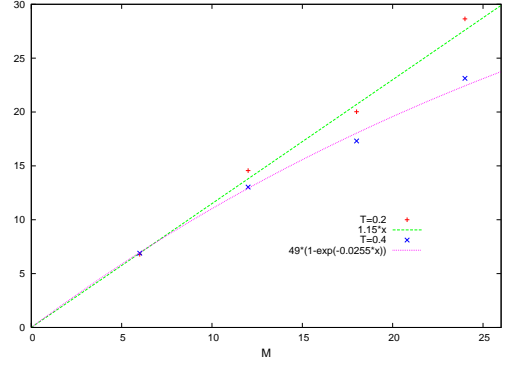


FIG. 4: (Color online) $\xi(T, M)$ at $T=0.2J$ and $0.4J$. At $T=0.4J$, the correlation length saturates exponentially. At $T=0.2J$, the linear scaling implies the critical phase explained in the text.

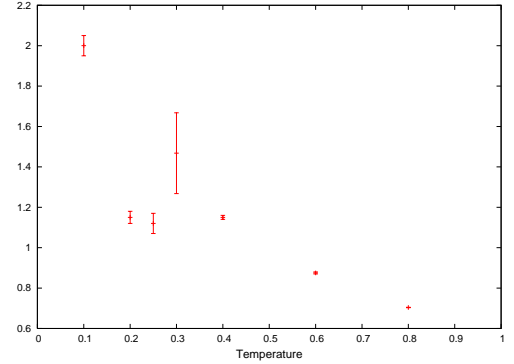


FIG. 5: (Color online) The initial slope of $\xi(T, M)$. If there is no phase transition, the initial slope should be exponentially and monotonically increasing. However, it drops below $T = 0.3J$, which indicates a phase transition.

The first possibility can be ruled out as the following. In Fig.(5), we plot the initial slope of $\xi(T, M)$ defined by $\partial\xi(T, M)/\partial M|_{M=0}$. It shows a clear phase transition at $T=T_c$. If the first possibility were true, the initial slope would have been monotonic and grew exponentially as temperature decreases. However, the slope drops below T_c , which indicates a phase transition. Moreover, it is not a second-order phase transition, because both the magnetic susceptibility and the specific heat are smooth functions at T_c . If it is a classical Ising transition, $\xi(T)$ should be symmetric with respect to T_c as $|T-T_c| \ll 1$. Here, although the initial slopes at $T=0.2J$ and $T=0.4J$ are the same within the error bar, their asymptotic behaviors are entirely different. Therefore, the phase below T_c should be critical with the power-law spin correlation. Additionally, the scaling dimension $\Delta(T)$ has the monotonic temperature dependence. Due to the restriction of the technique, we are not able to compute the free energy to find the central charge in the critical phase. Classification by the conformal field theory and finding the duality of the KT transition in the superfluid for this system may be the interesting directions for the future research.

It is not coincident that the phase transition occurs at the dip of the χ^{-1} . Once the power-law spin correlation survives in the *phase* rather than a critical point, the response to the external field could be weaker. Due to the slow spin dynamics, the magnetic susceptibility begins to drop in the critical phase.

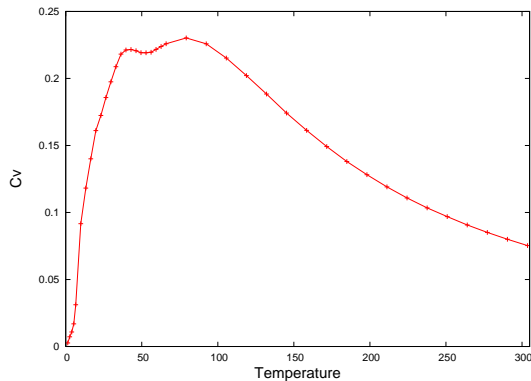


FIG. 6: (Color online) The temperature dependence of the specific heat capacity.

In Fig.(6), we show the calculation of the specific heat capacity. It illustrates the double-peak structure and the reason is similar to the one given in the Ref.[9]. Although the valley between the peaks is not as deep as the experimental one shown in Ref.[4]. The magnetic specific heat in Ref.[4] is obtained by subtracting the specific heat of ZnIn_2S_4 , which is non-magnetic and iso-structural to NiGa_2S_4 , from the one of the NiGa_2S_4 . We remark that there is 29.68% difference in the total atomic mass between these two compounds. How reliable their magnetic specific result is suspicious to us. However, their low-temperature result may be correct. Here we also find no evidence of the existence of the energy gap, which is consistent with their experiment.

In conclusion, we have shown that the novel spin-freezing transition seen in the Ga-NMR experiment is the KT-type transition. The divergence of the spin cor-

relation leads to the divergence of the $1/T_1$ and $1/T_2$. Below T_f , the power-law spin correlation develops in the state in the Fig.(1). The truly long-ranged spin correlation happens at the zero temperature, dubbed by the "order by disorder"[6, 7]. Through our analysis, NiGa_2S_4 should be removed from the candidate list for the spin-liquid ground state. Although the spin liquid is not realized in this compound, the new phase of matter following the KT transition will refresh our understanding of the magnetic systems in the low dimensions.

CHC particularly acknowledges S. Nakatsuji and Y. Nambu for providing the experimental data and the stimulated discussion. He deeply appreciates the discussion with M. Oshikawa, with whom the argument for the KT transition is formulated. He is also grateful for the fruitful discussions with J. Moore and D. Agterberg. Most of the calculation is done in the Supercomputer Center in the Institute for Solid State Physics.

* Electronic address: chern@issp.u-tokyo.ac.jp

- [1] J. Kosterlitz and D. Thouless, J. Phys. C **6**, 1181 (1973).
- [2] W. Rantner and X.-G. Wen, Phys. Rev. Lett. **86**, 3871 (2001).
- [3] P. Anderson, Mater. Res. Bull. **8**, 153 (1973).
- [4] S. Nakatsuji, Y. Nambu, H. Tonomura, O. Sakai, S. Jonas, C. Broholm, H. Tsunetsugu, Y. Qiu, and Y. Maeno, Science **309**, 1697 (2005).
- [5] H. Takeya, K. Ishida, K. Kitagawa, Y. Ihara, K. Onuma, Y. Maeno, Y. Nambu, S. Nakatsuji, D. E. MacLaughlin, A. Koda, et al., arXiv:0801.0190, to appear in Phys. Rev. B. (2008).
- [6] R. Moessner and S. Sondhi, Phys. Rev. B **63**, 224401 (2001).
- [7] R. Moessner, S. Sondhi, and P. Chandra, Phys. Rev. Lett. **84**, 4457 (2000).
- [8] D. Blankschtein, M. Ma, A. N. Berker, G. S. Grest, and C. M. Soukoulis, Phys. Rev. B **29**, 5250 (1984).
- [9] C.-H. Chern and M. Tsukamoto, arXiv:0710.1334 (2007).