

# Modelling the Berezinskii-Kosterlitz-Thouless Transition in the NiGa<sub>2</sub>S<sub>4</sub>

Chyh-Hong Chern\*

*Institute for Solid State Physics, University of Tokyo,  
5-1-5 Kashiwanoha, Kashiwa, Chiba 277-8581, Japan*

In the two-dimensional superfluidity, the proliferation of the vortices and the anti-vortices results in a new class of phase transition, Berezinskii-Kosterlitz-Thouless (BKT) transition. This class of the phase transitions is also anticipated in the two-dimensional magnetic systems. However, its existence in the real magnetic systems still remains mysterious. Here we propose a phenomenological model to illustrate that the novel spin-freezing transition recently uncovered in the NMR experiment on the NiGa<sub>2</sub>S<sub>4</sub> compound is the BKT-type. The novel spin-freezing state observed in the NiGa<sub>2</sub>S<sub>4</sub> possesses the power-law decayed spin correlation.

PACS numbers: 75.30.Gw, 75.40.Cx, 75.40.Mg

As the thermodynamic conditions in the environment change, for example the pressure or the temperature, matter transforms from one state to another. Steam levitates from the top of the hot coffee; ice melts in the soft drink. The phase transition is ubiquitous in our daily life. Investigating the phase transition is always the central subject in physics. Most of the phase transitions can be understood by the distinct physical properties between the phases. For example, in the vapor-liquid transition, the unit volumes per mole of the molecules are different from the vapor to the liquid. In the ferromagnetic transition, the spins orientate randomly at the high temperature side but start to align along the same direction resulting in the net magnetization at the low temperature side. However, in the two-dimensional superfluid, the Berezinskii-Kosterlitz-Thouless (BKT) transition that happens when vortices and the anti-vortices proliferate does not separate the phases with distinct thermodynamic quantities[1]. Instead, the superfluidity correlation changes from the power-law behavior to the exponentially decayed one as we cross the transition from the lower temperature side. In the two-dimensional magnetic systems, the BKT transition is also anticipated in all easy-plane Heisenberg models. On the other hand, the power-law decayed spin correlation may play important role in the high transition temperature superconductor[2]. Therefore, understanding the spin dynamics in the critical *phase* has become tremendously important.

NiGa<sub>2</sub>S<sub>4</sub> is originally synthesized intending to realize the spin liquid proposed by Anderson few decades ago[3]. It is the layered material that the spin-1 Ni<sup>2+</sup> ions form the ideal two-dimensional triangular network. As an anti-ferromagnetic insulator, NiGa<sub>2</sub>S<sub>4</sub> exhibits no long-ranged magnetic ordering down to 350mK shown in the specific heat capacity, the magnetic susceptibility, and the neutron scattering experiments[4]. At 1.5K, the Edwards-Anderson order parameter,  $Q = 1/N \sum_i \langle S_i \rangle^2$ , that tells the spin moment, is measured at 0.61, where  $N$  is the total number of spins. This vastly reduced spin moment indicates the presence of the strong quantum fluctuation

that is highly favorable by the scenario of the spin liquid. However, in the recent experiments of the Ga nuclear magnetic resonance (Ga-NMR) [5], a temperature  $T_f$  is found around 10K below which the spin dynamics is slow down and the freezing behavior is observed. As approaching the  $T_f$  from above, both the nuclear spin-lattice relaxation rate  $1/T_1$  and the nuclear spin-spin relaxation rate  $1/T_2$  diverge. Moreover, spins do not freeze immediately at  $T_f$  but persist fluctuating down to 2K found in the nuclear quadrupole resonance measurement (NQR). Below 2K, the Ga-NQR spectrum becomes very broad and featureless, which implies the formation of the *static* inhomogeneous internal magnetic field. First, intuitively, the static internal magnetic field occurs when the spins freeze up completely. In this case, the Edwards-Anderson order parameter should be close to the quantum number of the spin angular momentum. Second, all thermodynamic quantities change smoothly at the transition temperature  $T_f$ , but the  $1/T_1$  and the  $1/T_2$  diverge in the NMR signals. Therefore, the later NMR experiment apparently looks inconsistent with the previous measurements. In this Letter, we shall provide a consistent picture to compromise all the experimental results. Most importantly, we illustrate that the novel spin-freezing transition at  $T=T_f$  is the long-sought BKT transition in the two-dimensional magnetic systems.

The way to compromise with all the experiments is to consider the state that contains both the freezing spins and the fluctuating ones. Then, both of them can be observed simultaneously in the experiments. Before explaining further, let us begin by reviewing the spin configuration, depicted in Fig.(1a), observed in the neutron scattering experiment. The correlation has the wave vector  $(1/6, 1/6, 0)$  with the wavelength  $2\pi/3a$ , where  $a$  names the lattice constant between two Ni<sup>2+</sup> ions. This wave vector simply means that along the  $\mathbf{a}_1$  direction the periodicity is of 6 sites and so is it along the  $\mathbf{a}_2$ , and along the  $\mathbf{b} = (1, 1, 0)$ , the periodicity is of 3 sites. For convenience, we highlight the triangles in the Fig.(1a) as the reference. With respect to the reference triangles, spins have the "1-in-2-out" (one spin points in and

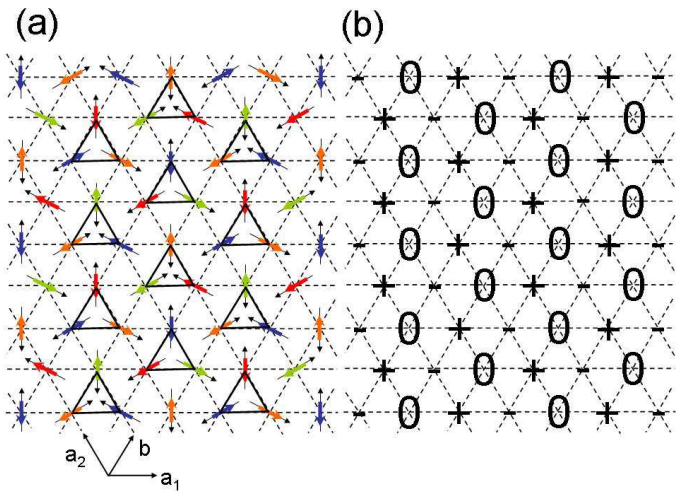


FIG. 1: (Color online)(a)The spin structure observed by the neutron scattering in the Ref.[4]. There are two arrows on every site. The colored one is the spin orientation, and the thin black one is the local easy axis. (b) The ground state of the anti-ferromagnetic quantum Ising model on the triangular lattice. "-" indicates the local "-1" state and the "+" is the local "+1" state. "0" is the linear superposition of the "+1" and the "-1" states.

two spins point out with respect to the triangles) or the "2-in-1-out" configurations. Inspired by the observation in the NMR experiment that the spin correlation starts to develop below the Curie-Weiss temperature 80K, we assume the existence of an easy axis on every spin site and its orientation is either parallel or anti-parallel to the current spin configuration. In order to manifest the anti-ferromagnetic nature, we assign the local  $+z$  axis to be the "all-in" or the "all-out" with respect to the reference triangles alternating over the whole lattice. An example of the orientation of the local axes is depicted as the black thin arrows in the Fig.(1a). In this transformed coordinate, spins are either  $+1$  (parallel to the  $+z$  direction) or  $-1$  (anti-parallel to the  $+z$  direction).

Considering the quantum fluctuation explicitly, we propose the following phenomenological Hamiltonian in the transformed coordinate

$$H = J \sum_{\langle ij \rangle} \sigma_i^z \sigma_j^z - K \sum_i \sigma_i^x, \quad (1)$$

where  $\sigma^z$  take the eigenvalues  $+1$  and  $-1$ , the  $J$  is the positive phenomenological coupling constant, and the  $K$  is the positive measure. Since the  $\sigma^x$  have the off-diagonal matrix elements that connect the  $+1$  and the  $-1$  states, the  $K$  measures the spin-flipping process between the  $+1$  and the  $-1$  states. For small  $K$ , the ground state of the Eq.(1) on the triangular lattice is given in the Fig.(1b). Using our coordinate transformation, we can map the spin configuration in Fig.(1a) to the ground state of Eq.(1). If the spin is parallel to the local  $+z$ -

axis, we assign  $+1$ ; if it is anti-parallel, we assign  $-1$ . In this way, there are spins that are surrounded by the equal number of the  $+1$  and the  $-1$ . If those spins flip, the energy from the first term in Eq.(1) does not change, but this process is encouraged by the second term. Earlier numerical calculation confirms that eventually the "0 state" is favored, which occupied  $+1$  and the  $-1$  with the equal probability[6, 7]. Then, this state with the thermal fluctuation naturally resolves the inconsistency between the experiments. The Edwards-Anderson order parameter of this state is 0.6677[8]. It contains both the freezing and fluctuating sites. Below the freezing temperature  $T_f$ , the freezing sites contribute to the static internal magnetic field observed in the Ga-NMR experiment, and the fluctuating sites remain fluctuating down to zero temperature to contribute to the reduced moment found in the neutron scattering. We note that although the spin variable on the "+1" and the "-1" sites may change with the coordinate transformation, the one on the "0" site does not. The Edward-Anderson order parameter is invariant with respect to our coordinate transformation.

At the mean-field level, as discussed in ref.[4], the state in Fig.(1) can be stabilized by a ferromagnetic nearest neighbor exchange and an anti-ferromagnetic third-nearest neighbor exchange. Photoemission spectroscopy also supports the enhanced contribution from the third-nearest-neighbor sites[9]. Moreover, in the high temperature, the superexchange in this material is believed to be isotropic. These complexity concerning the microscopic details is not included in this paper. We remark that our phenomenological model is built on top of the existence of the abnormal spin correlation below the Curie-Weiss temperature. The superexchange in our model is *anti-ferromagnetic* in the *transformed* coordinate. Most importantly, the existence of the critical phase, as will be shown later, and the validity of the current model to describe the critical behavior help avoid those complexity. In other words, Eq.(1) might be the fix-point Hamiltonian of the fundamental microscopic model.

Now, let us focus on the spin-freezing transition observed at  $T_f$ . Since the poly-crystalline sample was used in the magnetic susceptibility measurement, we apply the quantum Monte Carlo technique to calculate the averaged susceptibility  $\chi$  defined by  $1/3(\chi_{xx} + \chi_{yy} + \chi_{zz})$ , where  $\chi_{ij} = dm_i/dh_j$ , and  $m_i$  is the magnetization per site and  $h_j$  is the external magnetic field. In the calculation, the  $10^6$  Monte Carlo Steps with the average over 64 ensembles is used. In addition, the cluster algorithm is applied along the imaginary time direction. In Fig.(2), the result of the inverse susceptibility  $\chi^{-1}$  with  $J = 66\text{K}$  (in the temperature unit) and  $K = 0.5J$  is presented. It is compared qualitatively well with the experiment and shows weak size-dependence because of its average nature. Both of them have the spoon-like shape that contains the dip, but the position of the dips happen at different temperature from the theoretical result and

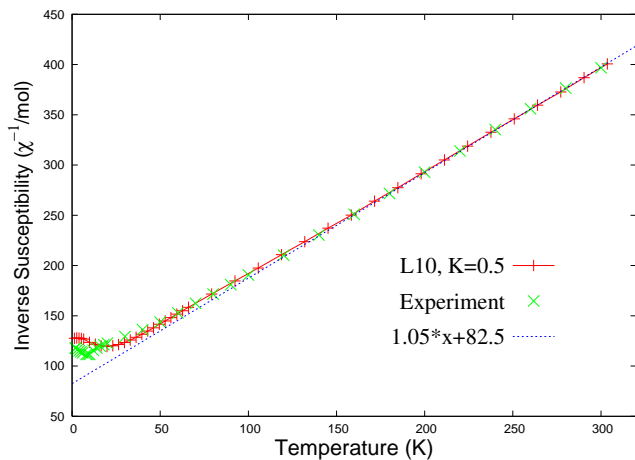


FIG. 2: (Color online) The system size is  $10 \times 10$  with 100 spins in the calculation. The theoretical result has the same structure as the experiments. At the dip of the  $\chi^{-1}$ , marked  $T_f$ , the spin-freezing transition occurs found in the Ga-NMR experiments.

the experimental one. We mark the temperature of the dip  $T_c$  in the theoretical result and  $T_f$  in the experimental one.

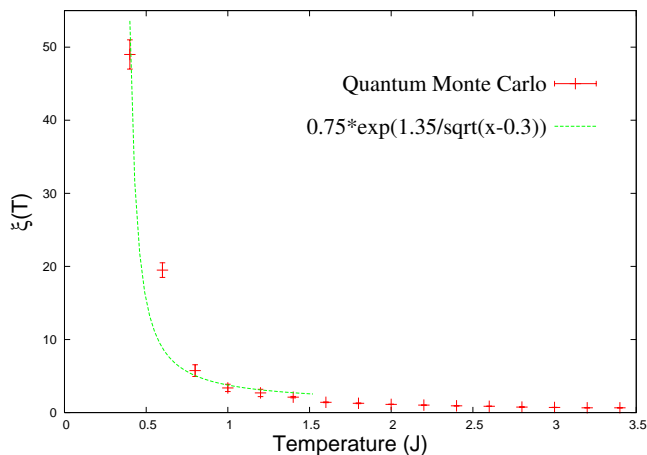


FIG. 3: (Color online) The result of  $\xi(T)$ . The temperature is in the unit of  $J$ , and the correlation length is in the unit of lattice constant  $a$ . At the high temperature side of  $T_c$  ( $\sim 0.3J$ ), the spin correlation is exponentially decayed, and the correlation length diverges at  $T_c$ . Below  $T_c$ , the phase has the power-law spin correlation. The green line is the theoretical fit of the 2D XY universality class.

In the Ga-NMR experiments, the spin-freezing transition is observed at the dip of the inverse susceptibility, and an unusual spin correlation starts to develop at the Curie-Weiss temperature 80K. To understand this, we compute the spin-spin correlation along the  $\mathbf{a}_1$  direction

defined by

$$D(n\mathbf{a}_1) = \frac{1}{N} \sum_i \langle \sigma_i^z \sigma_{i+n}^z \rangle \quad (2)$$

in the  $L_x \times M$  geometry with the periodic boundary condition, where  $L_x$  is the length along the  $\mathbf{a}_1$  direction and  $M$  is the one along the  $(1, 1, 0)$  direction, and  $L_x \sim 4M$  is taken. In this case, the correlation length  $\xi(T, M)$  scales with  $M$ . We define

$$\xi(T) = \lim_{M \rightarrow \infty} \xi(T, M), \quad (3)$$

and it is shown in Fig.(3). We find that the spin correlation starts to develop at  $1.4J$  and it diverges at  $T_c \sim 0.3J$ .

At  $T_c$ , the BKT-type transition occurs. Above  $T_c$ , for example  $T=0.4J$ ,  $\xi(T, M)$  saturates exponentially shown in the Fig.(4). Below  $T_c$ , for example  $T=0.2J$ ,  $\xi(T, M)$  is linear to  $M$ . This linearity has only two possibilities: 1) the correlation length is so large that our system sizes are too small to reach the saturation. 2) it is in the critical phase. Because of the conformal invariance of the critical phase in the two dimensions, the spin correlation decays exponentially in the torus geometry. In this case,  $\xi(T, M)$  is linear to  $M$ . Furthermore, the scaling dimension  $\Delta(T)$  can be obtained by

$$\xi(T) = \frac{1}{2\pi\Delta(T)} M \quad (4)$$

where  $\Delta$  is defined by

$$\langle \sigma^z(0) \sigma^z(r) \rangle \sim \frac{1}{r^{2\Delta}} \quad (5)$$

The first possibility can be ruled out as the following. In Fig.(5), we plot the initial slope of  $\xi(T, M)$  defined by  $\partial\xi(T, M)/\partial M|_{M=0}$ . It shows a clear phase transition at  $T=T_c$ . If the first possibility were true, the initial slope would have been monotonic and grew exponentially as temperature decreases. However, the slope has the discontinuity at  $T_c$ , indicating a phase transition. Moreover, it is not a second-order phase transition, because both the magnetic susceptibility and the specific heat are smooth functions at  $T_c$ . If it is a classical Ising transition,  $\xi(T)$  should be symmetric with respect to  $T_c$  as  $|T - T_c| \ll 1$ . Here, although the initial slopes at  $T=0.2J$  and  $T=0.4J$  are the same within the error bar, their asymptotic behaviors are entirely different as shown in Fig.(4). Therefore, the phase below  $T_c$  should be critical with the power-law spin correlation. Additionally, the scaling dimension  $\Delta(T)$  has the monotonic temperature dependence, which is the typical behavior of the scaling dimension in the critical phase. Due to the restriction of the technique, we are not able to compute the free energy to find the central charge in the critical phase. Classification by the conformal field theory may be an interesting directions for the future research.

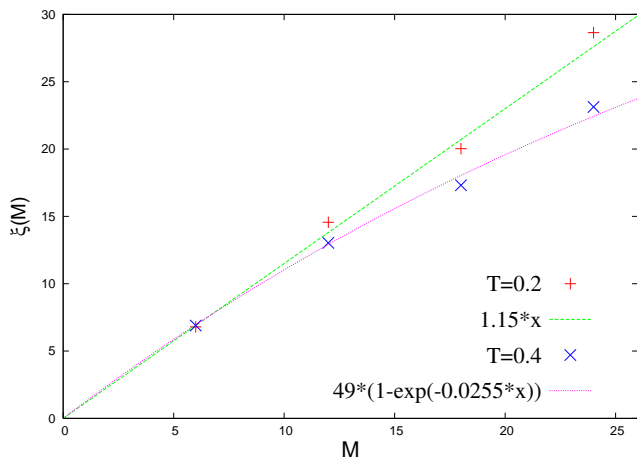


FIG. 4: (Color online)  $\xi(T, M)$  at  $T=0.2J$  and  $0.4J$ . The vertical axis is the  $\xi(T, M)$ , and  $M$  is in the unit of the lattice constant  $a$ . At  $T=0.4J$ , the correlation length saturates exponentially. At  $T=0.2J$ , the linear scaling implies the critical phase as explained in the text. Two lines are the functional fit to the data

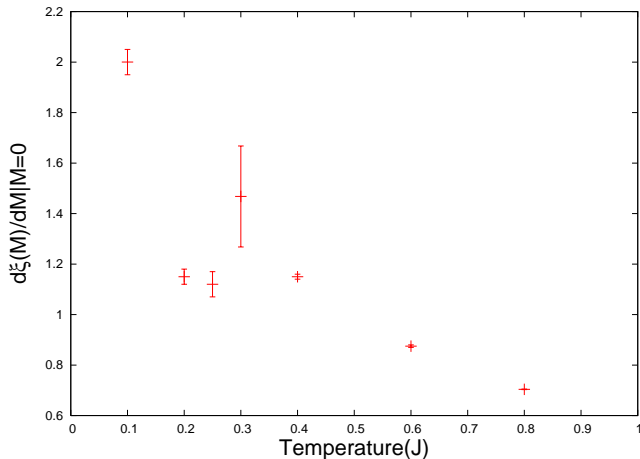


FIG. 5: (Color online) The temperature is in the unit of  $J$ . The vertical axis is the initial slope of  $\xi(T, M)$  defined in the text. If there is no phase transition, the initial slope should be exponentially and monotonically increasing. However, there is a discontinuity at  $T = 0.3J$ , which indicates a phase transition.

The existence of the BKT transition in the quantum Ising model on the triangular lattice was previously pointed out by R. Moessner, et al.[7]. Here we summarize their argument and further construct the topological object in this model. The quantum 2D model of Eq.(1) at finite temperature can be mapped to a 3D classical Ising model with the ferromagnetic exchange along the imaginary time direction with *finite dimension*. Using the Landau-Ginzburg-Wilson analysis, the 3D model can be mapped to an XY model with a sixth-order symmetric breaking term which has the sixfold clock symmetry. At zero temperature, there is a quantum phase transition described by the 3D XY universality class at finite

$K$ , because the clock term is dangerously irrelevant in 3D. However, at *finite* temperature and in the thermodynamic limit, the 3D model crosses over to the 2D model and it results in two transitions: one is BKT transition at higher temperature and the other at lower temperature corresponds to the sixfold clock symmetry breaking, for example, to the state in Fig.(1b). Therefore, the BKT transition in  $\text{NiGa}_2\text{S}_4$  actually belongs to the 2D XY universality class! In Fig.(3), we fit the correlation result well with the 2D XY model[10]. These two transitions are both seen in the Ga-NMR experiment[5]. The spin-freezing transition at 10K is the BKT transition, and the transition at 2K where spins completely freeze up corresponds to the second transition.

It is not coincident that the phase transition occurs at the dip of the  $\chi^{-1}$ . Once the power-law spin correlation survives in the *phase* rather than a critical point, the response to the external field could be weaker. Due to the slow spin dynamics, the magnetic susceptibility begins to drop in the critical phase.

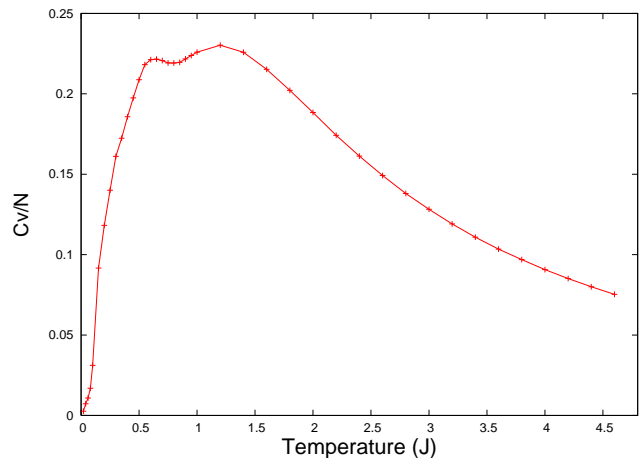


FIG. 6: (Color online) The temperature dependence of the specific heat capacity. The temperature is in Kelvin.

In Fig.(6), we show the calculation of the specific heat capacity. It illustrates the double-peak structure and the reason is similar to the one given in the Ref.[11]. Although the valley between the peaks is not as deep as the experimental one shown in Ref.[4]. The magnetic specific heat in Ref.[4] is obtained by subtracting the specific heat of  $\text{ZnIn}_2\text{S}_4$ , which is non-magnetic and iso-structural to  $\text{NiGa}_2\text{S}_4$ , from the one of the  $\text{NiGa}_2\text{S}_4$ . We remark that there is 29.68% difference in the total atomic mass between these two compounds. How reliable their magnetic specific result is suspicious to us. However, their low-temperature result may be correct. Here we also find no evidence of the existence of the energy gap, which is consistent with their experiment.

In summary, we have shown that the novel spin-freezing transition seen in the Ga-NMR experiment on the  $\text{NiGa}_2\text{S}_4$  compound is the BKT-type transition which

belongs to the 2D XY universality class. The divergence of the spin correlation leads to the divergence of the  $1/T_1$  and  $1/T_2$ . Below  $T_f$ , the power-law spin correlation develops in the state in the Fig.(1). The truly long-ranged spin correlation happens at the zero temperature, dubbed by the "order by disorder" [6, 7]. Through our analysis,  $\text{NiGa}_2\text{S}_4$  should be removed from the candidate list for the spin-liquid ground state. Finally, the long-sought BKT transition in the quantum spin system is unexpectedly found. The new phase accompanying with the novel phase transition will refresh our understanding of the spin dynamics in the critical phase.

CHC particularly acknowledges S. Nakatsuji and Y. Nambu for providing the experimental data and the stimulated discussion. He deeply appreciates the discussion with M. Oshikawa, with whom the argument for the BKT transition is formulated. He is also grateful for the fruitful discussions with J. Moore and D. Agterberg. Most of the calculation is done in the Supercomputer Center in the Institute for Solid State Physics.

- 
- [1] J. Kosterlitz and D. Thouless, *J. Phys. C* **6**, 1181 (1973).
  - [2] W. Rantner and X.-G. Wen, *Phys. Rev. Lett.* **86**, 3871 (2001).
  - [3] P. Anderson, *Mater. Res. Bull.* **8**, 153 (1973).
  - [4] S. Nakatsuji, Y. Nambu, H. Tonomura, O. Sakai, S. Jonas, C. Broholm, H. Tsunetsugu, Y. Qiu, and Y. Maeno, *Science* **309**, 1697 (2005).
  - [5] H. Takeya, K. Ishida, K. Kitagawa, Y. Ihara, K. Onuma, Y. Maeno, Y. Nambu, S. Nakatsuji, D. E. MacLaughlin, A. Koda, et al., arXiv:0801.0190, to appear in *Phys. Rev. B.* (2008).
  - [6] R. Moessner, S. Sondhi, and P. Chandra, *Phys. Rev. Lett.* **84**, 4457 (2000).
  - [7] R. Moessner and S. Sondhi, *Phys. Rev. B* **63**, 224401 (2001).
  - [8] D. Blankschtein, M. Ma, A. N. Berker, G. S. Grest, and C. M. Soukoulis, *Phys. Rev. B* **29**, 5250 (1984).
  - [9] K. Takubo, T. Mizokawa, J.-Y. Son, Y. Nambu, S. Nakatsuji, and Y. Maeno, *Phys. Rev. Lett.* **99**, 037203 (2007).
  - [10] J. V. Jose, L. P. Kadanoff, S. Kirkpatrick, and D. R. Nelson, *Phys. Rev. B* **16**, 1217 (1977).
  - [11] C.-H. Chern and M. Tsukamoto, *Phys. Rev. B* **77**, 172404 (2008).

---

\* Electronic address: chern@issp.u-tokyo.ac.jp