

A COMBINATORIAL APPROACH TO SURGERY FORMULAS IN HEEGAARD FLOER HOMOLOGY

EAMAN EFTEKHARY

ABSTRACT. Using the combinatorial approach to Heegaard Floer homology, we obtain a relatively easy formula for computation of $\widehat{\text{HF}}(Y_{p/q}(K), \mathbb{Z}_2)$, where $Y_{p/q}(K)$ is the three-manifold obtained by p/q -surgery on a knot K inside a homology sphere Y .

1. INTRODUCTION

In [Ef3], the author used the combinatorial description of Heegaard Floer homology (see [SW, MOS] and also [MOST]) to obtain a gluing formula for Heegaard Floer homology, when two bordered three-manifolds with torus boundary are glued together. In this paper, we apply the gluing formula of [Ef3] to the especial case of rational surgeries on the knots inside homology spheres, and after simplifications, we derive a relatively easy formula for the Heegaard Floer homology of these three-manifolds. Let K be a knot inside the homology sphere Y . We may remove a tubular neighborhood of K and glue it back to obtain the three-manifold $Y_{p/q} = Y_{p/q}(K)$, which is the result of p/q -surgery on K . The core of the solid torus, which is the tubular neighborhood of K , will represent a knot in $Y_{p/q}$ which will be denoted by $K_{p/q}$. We may denote (Y, K) by (Y_∞, K_∞) , as an extension of the above notation. Let $\mathbb{H}_\bullet(K)$ be the Heegaard Floer homology group $\widehat{\text{HFK}}(Y_\bullet, K_\bullet)$ for $\bullet \in \mathbb{Q} \cup \{\infty\}$. Note that $\widehat{\text{HFK}}$ is defined for knots inside rational homology spheres (see [OS2]), and that $\mathbb{H}_0(K) = \widehat{\text{HFL}}(Y, K)$ is the longitude Floer homology of K from [Ef1]. In all these cases, we choose the coefficient ring to be $\mathbb{Z}/2\mathbb{Z}$.

If we choose a Heegaard diagram for $Y - K$ and let λ_\bullet denote a longitude which has framing $\bullet \in \mathbb{Z} \cup \{\infty\}$ (with $\lambda_\infty = \mu$ the meridian for K), one may observe that the pairs $(\lambda_\infty, \lambda_1)$ and (λ_1, λ_0) have a single intersection point in the Heegaard diagram. Let $(\bullet, \star) \in \{(\infty, 1), (1, 0)\}$ correspond to either of these pairs. There are four quadrants around the intersection point of λ_\star and λ_\bullet . If we puncture three of these quadrants and consider the corresponding holomorphic triangle map, we obtain an induced map $\mathbb{H}_\bullet \rightarrow \mathbb{H}_\star$. If the punctures are chosen as in figure 1, the result would be two maps $\phi, \bar{\phi} : \mathbb{H}_\infty(K) \rightarrow \mathbb{H}_1(K)$ and two other maps $\psi, \bar{\psi} : \mathbb{H}_1(K) \rightarrow \mathbb{H}_0(K)$ so that the following two sequences are exact:

$$\begin{aligned} \mathbb{H}_\infty(K) &\xrightarrow{\phi} \mathbb{H}_1(K) \xrightarrow{\bar{\psi}} \mathbb{H}_0(K), \quad \text{and} \\ \mathbb{H}_\infty(K) &\xrightarrow{\bar{\phi}} \mathbb{H}_1(K) \xrightarrow{\psi} \mathbb{H}_0(K). \end{aligned}$$

Key words and phrases. Heegaard Floer homology, surgery formula.
The authors is partially supported by a NSF grant.

The homology of the mapping cones of ϕ (or $\bar{\phi}$) and ψ (or $\bar{\psi}$) are $\mathbb{H}_0(K)$ and $\mathbb{H}_\infty(K)$ respectively (see [Ef3]). With the above notation fixed, we prove the following surgery formula:

Theorem 1.1. *Let K be a knot in a homology sphere Y and let the complexes $\mathbb{H}_\bullet = \mathbb{H}_\bullet(K)$, $\bullet \in \{\infty, 1, 0\}$ and the maps $\phi, \bar{\phi}, \psi, \bar{\psi}$ between them be as above. The homology of $Y_{p/q}(K)$, the manifold obtained by $\frac{p}{q}$ -surgery on K (for positive integers p, q with $(p, q) = 1$), may be obtained as the homology of the complex (\mathbb{H}, d) where*

$$\mathbb{H} = \left(\bigoplus_{i=1}^q \mathbb{H}_\infty(i) \right) \oplus \left(\bigoplus_{i=1}^{p+q} \mathbb{H}_1(i) \right) \oplus \left(\bigoplus_{i=1}^p \mathbb{H}_0(i) \right),$$

where each $\mathbb{H}_\bullet(i)$ is a copy of \mathbb{H}_\bullet . Moreover, the differential d is the sum of the following maps

$$\begin{aligned} \phi^i : \mathbb{H}_\infty(i) &\rightarrow \mathbb{H}_1(i), & \bar{\phi}^i : \mathbb{H}_\infty(i) &\rightarrow \mathbb{H}_1(i+p), & i &= 1, 2, \dots, q \\ \psi^j : \mathbb{H}_1(j+q) &\rightarrow \mathbb{H}_0(j), & \bar{\psi}^j : \mathbb{H}_1(j) &\rightarrow \mathbb{H}_0(j), & j &= 1, 2, \dots, p, \end{aligned}$$

where ϕ^i is the map ϕ corresponding to the copy $\mathbb{H}_\infty(i)$ of \mathbb{H}_∞ , etc..

Surgery formulas for Heegaard Floer homology were first studied by Ozsváth and Szabó in [OS1] and [OS2]. Their work was generalized to a complete description of the quasi-isomorphism type of the Heegaard Floer complex associated with $(Y_n(K), K_n)$ in terms of $\text{CFK}^\infty(Y, K)$ by the author in [Ef2]. The gluing formulas here are, however, simpler for actual computations. They are also used in the proof of the main theorem of [Ef4], which states that a prime homology sphere with trivial Heegaard Floer homology can not contain an incompressible torus.

Acknowledgement. I would like to thank Matt Hedden for useful discussions which resulted in correcting a mistake in an earlier version of this paper.

2. HEEGAARD DIAGRAMS FOR SURGERY ON A KNOT

The Heegaard diagram for a knot K in a three-manifold Y is a surface Σ of genus g together with a set $\alpha = \{\alpha_1, \dots, \alpha_g\}$ of g homologically linearly independent pairwise disjoint simple closed curves on Σ and another set $\beta_0 = \{\beta_1, \dots, \beta_{g-1}\}$ of such curves together with two especial curves μ and λ . The curves μ and λ intersect each-other once, and transversely, in a single point z , while both of them are disjoint from all the curves in β_0 . They are chosen so that $(\Sigma, \alpha, \beta_0)$ is a Heegaard




FIGURE 1. For defining chain maps between $C_\bullet(K)$ and $C_\star(K)$, the punctures around the intersection point of λ_\bullet and λ_\star should be chosen as illustrated in the above diagrams.

diagram for $Y - \text{nd}(K)$, and such that μ represents the meridian of the knot K . The curve λ corresponds to the unique simple closed curve in the boundary of $\text{nd}(K)$ which is trivial in the first homology of Y . We may assume that the complement of these curves in Σ will be a union of regions of a very especial type; one of the regions may be arbitrarily complicated (we call it the *bad* region). The rest of them consist of three triangles, a number of rectangles, and a number of bi-gons. Each triangle will have z as a corner. The bad region will also have z as a corner.

Associated with this setup, two chain complexes $M(K)$ and $L(K)$ are constructed. The complex $M(K)$ is the Heegaard chain complex associated with the Heegaard diagram

$$(|\text{Sigma}, \alpha, \beta_0 \cup \{\mu\}, u, v),$$

where u and v are two marked points on the two sides of μ . It is the familiar complex $\widehat{\text{CFK}}(Y, K)$. Similarly, we may use λ instead of μ to obtain the complex $L(K)$, which is the chain complex $\widehat{\text{CFL}}(Y, K)$ from [Ef1]. In [Ef3] we constructed four chain maps in this situation $\Psi_i : L(K) \rightarrow M(K)$, $i = 1, 2, 3$ and $\Phi : M(K) \rightarrow L(K)$. They satisfied $\Psi_2 \circ \Phi \circ \Psi_1 = \Psi_3$. The maps Ψ_1, Φ and Ψ_2 correspond to counting triangles which use the first, the second and the third quadrant around the intersection point z respectively (in the clockwise order) which are not part of the bad region.

Suppose that the knots (Y_i, K_i) , $i = 1, 2$ are given, and that Y is the three-manifold obtained by splicing the complement of K_1 and the complement of K_2 . Let $M(K_i)$ and $L(K_i)$ and $\Psi_j^i, j = 1, 2, 3$ and Φ^i be the complexes and the maps associated with (Y_i, K_i) for $i = 1, 2$. Let $M(Y) = M(K_1) \otimes M(K_2)$ and $L(Y) = L(K_1) \otimes L(K_2)$ and construct $C(Y)$ as the complex $L(Y) \oplus M(Y)$. Let d_C be the differential of this complex. Define the maps $\bar{\Phi} = \Phi^1 \otimes \Phi^2 : M(Y) \rightarrow L(Y)$ and

$$\bar{\Psi} = \Psi_1^1 \otimes \Psi_2^2 + \Psi_2^1 \otimes \Psi_1^2 + \Psi_3^1 \otimes \Psi_3^2 : L(Y) \rightarrow M(Y),$$

and set $D_C = d_C + \bar{\Phi} + \bar{\Psi}$. The following was shown in [Ef3]:

Theorem 2.1. *In the above situation and with the above notation, $(C(Y), D_C)$ is a chain complex. The homology of this chain complex gives the Heegaard Floer homology group $\widehat{\text{HF}}(Y)$.*

3. A DIAGRAM IN THE LENS SPACE

Let n be a given positive integer and consider the Heegaard diagram H_n illustrated in figure 2. Let $M(n)$ and $L(n)$ be the chain complexes associated with this diagram. In this section, we will discuss these chain complexes, together with the corresponding maps $\Psi_i(n) : L(n) \rightarrow M(n)$ and $\Phi(n) : M(n) \rightarrow L(n)$.

Each generator of the complex $L(n)$ consists of two intersection points in the Heegaard diagram H_n . One of the intersection points r, s or t on the curve λ_n has to be chosen. If r or s is chosen, we may complete this choice to a generator for $L(n)$ by choosing one of w_i , $i = 1, \dots, n - 1$. Denote the pair $\{r, w_i\}$ by \mathfrak{r}_i . Similarly, if we use s instead of r we obtain \mathfrak{s}_i , $i = 1, \dots, n - 1$. The intersection point t may be completed to a generator only in one way, namely by pairing it with p . Denote this generator by \mathfrak{p} . It is not hard to see in the picture that there is a disk, with a domain that is topologically a cylinder, which goes from \mathfrak{s}_{i+1} to \mathfrak{r}_i

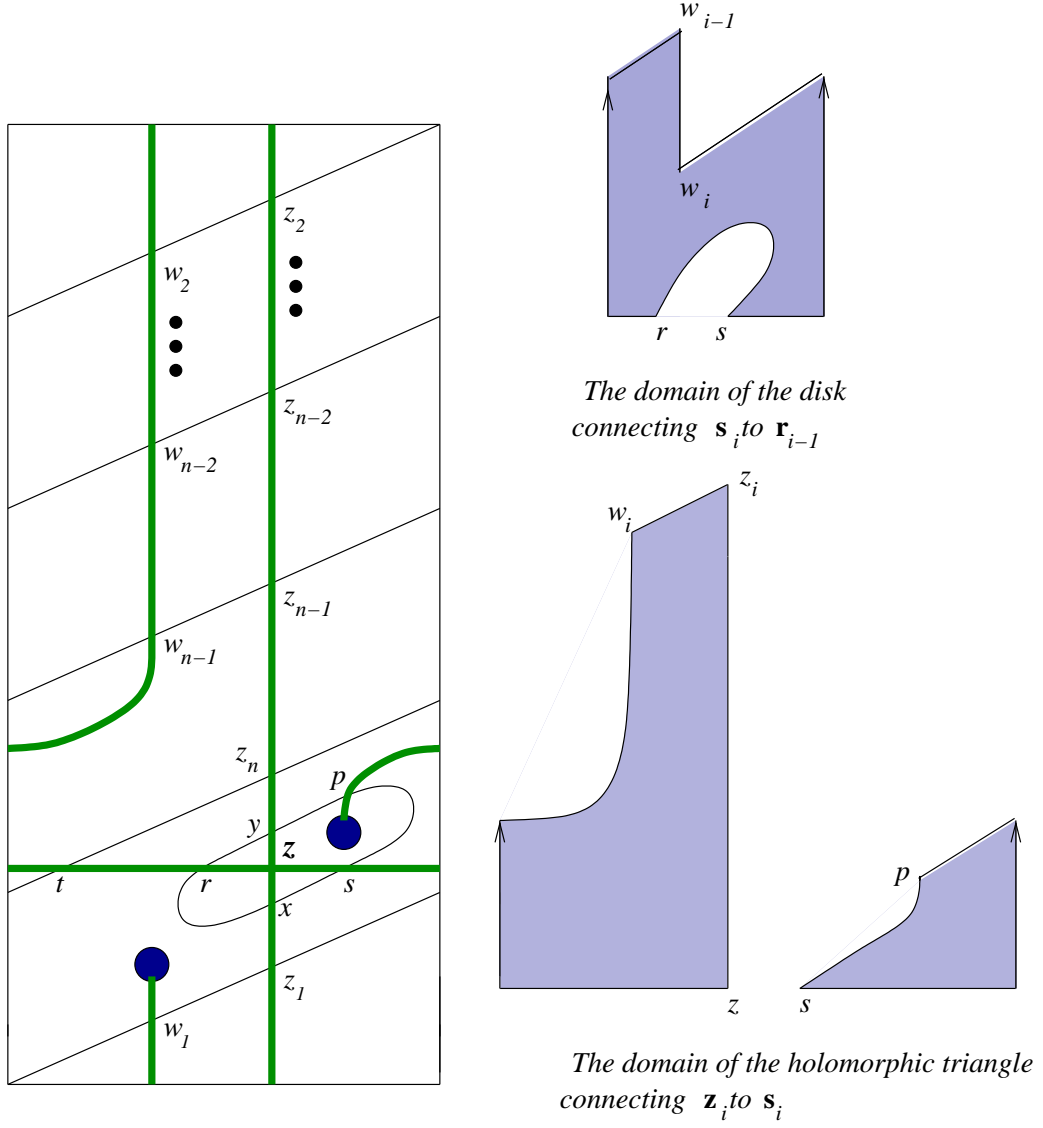


FIGURE 2. The especial Heegaard diagram which should be used for n -surgery on knots inside homology spheres is illustrated.

for $i = 1, \dots, n - 1$. Furthermore, there is a differential going from \mathbf{p} to \mathbf{r}_{n-1} . As a result, the differential of $L(n)$ may be described as follows:

$$\begin{aligned} \ell_n(\mathbf{s}_{i+1}) &= \mathbf{r}_i, & i &= 1, 2, \dots, n - 1 \\ \ell_n(\mathbf{p}) &= \mathbf{r}_{n-1} \\ \ell_n(\mathbf{r}) &= 0, & \text{if } \mathbf{r} &\text{ is any other generator.} \end{aligned}$$

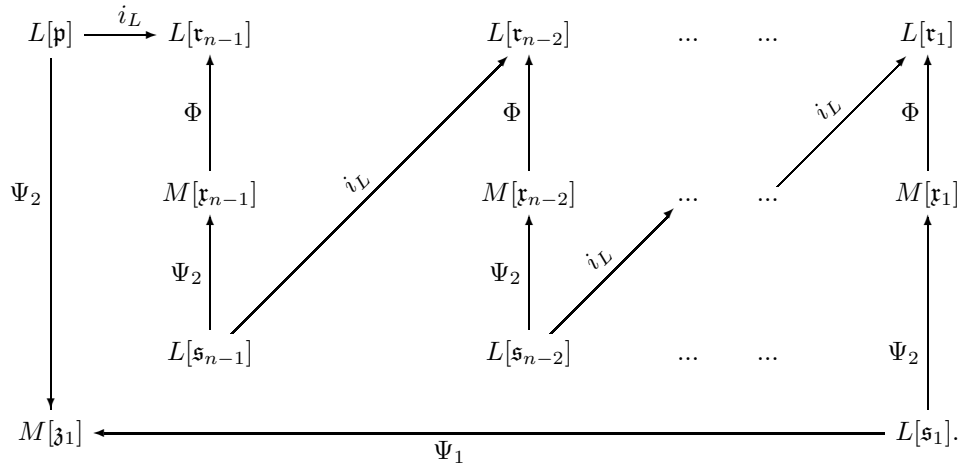
Similarly, a generator of the complex $M(n)$ will contain one of the three intersection points x, y or p . The intersection points x and y may be completed to a generator by adding one of the intersection points w_i , $i = 1, \dots, n - 1$. This way we get the

generators \mathfrak{r}_i and \mathfrak{r}_i for $i = 1, \dots, n - 1$. The intersection point p may be completed to a generator by adding one of the intersection points z_i , $i = 1, \dots, n$. The corresponding generators will be denoted by \mathfrak{z}_i , $i = 1, \dots, n$. The differential m_n of the chain complex $M(n)$ is much simpler. Namely, the only non-trivial differential is $m_n(\mathfrak{z}_{i+1}) = \mathfrak{r}_i$ for $i = 1, \dots, n - 1$.

The map $\Psi_1(n)$ will replace the intersection point s with the intersection point x , and will replace the intersection point t with the intersection point z_1 . In other words, $\Psi_1(n)(\mathfrak{s}_i) = \mathfrak{r}_i$ for $i = 1, \dots, n - 1$ and $\Psi_1(n)(\mathfrak{p}) = \mathfrak{z}_1$, while $\Psi_1(n)$ is trivial on the other generators. Next, note that the map $\Phi(n)$ changes x to r . So we should have $\Phi(n)(\mathfrak{r}_i) = \mathfrak{r}_i$ for $i = 1, \dots, n - 1$. It is also easy to see that $\Psi_3(n)$ would replace s with y , which means that the map is given by $\Psi_3(n)(\mathfrak{s}_i) = \mathfrak{r}_i$ for $i = 1, \dots, n - 1$.

There is one domain in this Heegaard diagram which is a hexagon and may be used together with the triangle corresponding to the map $\Psi_2(n)$, and some of the rectangles, to build up a pentagon with vertices z, z_i, w_i, p and s (note that despite the existence of this hexagon, the differentials may yet be described combinatorially). It is not hard to see that this pentagon contributes to the triangle map (see [Sar]). Correspondingly, we obtain that $\Psi_2(n)(\mathfrak{s}_i) = (\mathfrak{z}_i)$, $i = 1, \dots, n - 1$. There are also contributions from small triangle with vertices z, r and y , and also from the triangle with vertices z, t and z_n . These correspond to $\Psi_2(n)(\mathfrak{r}_i) = \mathfrak{r}_i$, $i = 1, \dots, n - 1$ and $\Psi_2(n)(\mathfrak{p}) = \mathfrak{z}_n$. Putting all these together finishes our study of the chain complexes and the maps associated with the Heegaard diagram H_n .

If $M = M(K)$ and $L = L(K)$ are the chain complexes associated with the knot K (and come from Heegaard diagrams of the type discussed earlier), for a generator \mathfrak{r} of the chain complex $M(n)$, let $M[\mathfrak{r}]$ denotes the the copy of M associated with \mathfrak{r} (and define $L[\mathfrak{r}]$ for a generator \mathfrak{r} of $L(n)$ similarly). Some simple algebra implies that if we remove both $L[\mathfrak{z}_{i+1}]$ and $L[\mathfrak{r}_i]$ from the complex, the homology of the new complex is the same as the homology of the initial complex). Once we do these simplifications, the remaining parts of the complex will take the following form:



4. ALGEBRAIC SIMPLIFICATIONS

Let $C_\bullet(K)$ for $\bullet \in \{\infty, 1, 0\}$ and the maps $\phi, \bar{\phi}, \psi$ and $\bar{\psi}$ be defined as in [Ef3] (or as described earlier in the introduction). It was shown in [Ef3] that the complex $L(K)$ may be realized as the mapping cone of the chain map ϕ and that $M(K)$ may be realized as the mapping cone of the chain map ψ , for an appropriate choice of the Heegaard diagram. Furthermore, the map $\Phi : M(K) \rightarrow L(K)$ will be described as the identity map of C_1 . The map $\Psi_1 : L(K) \rightarrow M(K)$ will be the map $\bar{\phi} : C_\infty \rightarrow C_1$, and the map $\Psi_2 : L(K) \rightarrow M(K)$ is the map $\bar{\psi} : C_1 \rightarrow C_0$. Using this description, we may understand the blocks in the above diagram which are of the form

$$\xrightarrow{\Psi_2} M[\mathfrak{r}_i] \xrightarrow{\Phi} L[\mathfrak{r}_i] \xleftarrow{i_L} L[\mathfrak{s}_{i+1}] \xrightarrow{\Psi_2} .$$

Doing the above substitutions will replace the above block with the following

$$\begin{array}{ccccccc} \dots & & C_1(K) & & C_\infty(K) & \xleftarrow{i_\infty} & C_\infty(K) & & \dots \\ & & \downarrow \psi & \searrow i_1 & \downarrow \phi & & \downarrow \phi & & \\ \dots & \xrightarrow{\bar{\psi}} & C_0(K) & & C_1(K) & \xleftarrow{i_1} & C_1(K) & \xrightarrow{\bar{\psi}} & \dots \end{array}$$

where i_\bullet is the identity map of $C_\bullet(K)$. When we compute the homology of the big complex, the two $C_\infty(K)$ terms in this block may be canceled against each-other, since no differential goes to the block $C_\infty(K) \xleftarrow{i_\infty} C_\infty(K)$. In the remaining part of this block we may replace

$$\dots \xleftarrow{\psi} C_1(K) \xrightarrow{i_1} C_1(K) \xleftarrow{i_1} C_1(K) \xrightarrow{\bar{\psi}} \dots$$

by $\dots \xleftarrow{\psi} C_1(K) \xrightarrow{\bar{\psi}} \dots$ without changing the homology. There are $n-1$ such blocks in the above diagram, which are followed by one-another. The remaining part of the above diagram is a sequence of the form

$$\xrightarrow{\Psi_2} M[\mathfrak{s}_1] \xleftarrow{\Psi_1} L[\mathfrak{s}_1] \xrightarrow{\Psi_2} .$$

In terms of the complexes $C_\bullet(K)$, this part of the diagram takes the form

$$\dots \xrightarrow{\bar{\psi}} C_0(K) \xleftarrow{\psi} C_1(K) \xleftarrow{\bar{\phi}} C_\infty(K) \xrightarrow{\phi} C_1(K) \xrightarrow{\bar{\psi}} \dots$$

Putting all these pieces together, we obtain a much simpler diagram. As in [Ef3], the complexes $C_\bullet(K)$ may be replaced by their homology groups $\mathbb{H}_\bullet = \mathbb{H}_\bullet(K)$, since $\psi \circ \bar{\phi} = \bar{\psi} \circ \phi = 0$ and the induced maps

$$\begin{aligned} \theta : \text{Ker}(\phi_*) \subset \mathbb{H}_\infty &\rightarrow \text{Coker}(\bar{\psi}_*) = \mathbb{H}_0/\text{Im}(\bar{\psi}_*), \text{ and} \\ \bar{\theta} : \text{Ker}(\bar{\phi}_*) \subset \mathbb{H}_\infty &\rightarrow \text{Coker}(\psi_*) = \mathbb{H}_0/\text{Im}(\psi_*) \end{aligned}$$

are both trivial. We may collect all the above observations to give the following surgery formula:

Theorem 4.1. *Let K be a knot in a homology sphere Y , and let the complexes \mathbb{H}_\bullet , $\bullet \in \{\infty, 1, 0\}$ and the maps $\phi, \bar{\phi}, \psi, \bar{\psi}$ between them be as before. The homology of*

$Y_n(K)$, the manifold obtained by n -surgery on K , may be obtained as the homology of the following complex

$$\begin{array}{ccccccc}
 \mathbb{H}_0 & \xleftarrow{\psi} & \mathbb{H}_1 & \xrightarrow{\bar{\psi}} & \mathbb{H}_0 & \xleftarrow{\psi} & \dots & \xrightarrow{\bar{\psi}} & \mathbb{H}_0 \\
 & \swarrow \varepsilon & & & & & & & \searrow \psi \\
 & & \mathbb{H}_1 & \xrightarrow{\phi} & \mathbb{H}_\infty & \xleftarrow{\bar{\phi}} & \mathbb{H}_1 & &
 \end{array}$$

where the total number of terms in the first row is $2n - 1$.

With a completely similar technique, and a little more computations, one can show the rational surgery formula that was stated in theorem 1.1.

REFERENCES

- [Ef1] Eftekhary, E., Longitude Floer homology for knots and the Whitehead double, *Alg. and Geom. Topology* 5 (2005), also available at math.GT/0407211
- [Ef2] Eftekhary, E., Heegaard Floer homology and knot surgery, *preprint*, available at math.GT/0603171
- [Ef3] Eftekhary, E., Heegaard Floer homology and splicing knot complements, *preprint*, available at math.GT/
- [Ef4] Eftekhary, E., Heegaard Floer homology and incompressible tori in homology spheres, *in preparation*
- [MOS] Manolescu, C., Ozsváth, P., Sarkar, S., A combinatorial description of knot Floer homology, *preprint*, available at math.GT/0607691
- [MOST] Manolescu, C., Ozsváth, P., Szabó, Z., Thurston, D., On combinatorial link Floer homology, *preprint*, available at math.GT/0610559
- [OS1] Ozsváth, P., Szabó, Z., Knot Floer homology and integer surgeries, *preprint*, available at math.GT/0410300
- [OS2] Ozsváth, P., Szabó, Z., Knot Floer homology and rational surgeries, *preprint*, available at math.GT/0504404
- [SW] Sarkar, S., Wang, J., A combinatorial description of some Heegaard Floer homologies, *preprint*, available at math.GT/0607777
- [Sar] Sarkar, S., Maslov index of holomorphic triangles, *preprint*, available at math.GT/0609673

SCHOOL OF MATHEMATICS, INSTITUTE FOR STUDIES IN THEORETICAL PHYSICS AND MATHEMATICS (IPM), P. O. BOX 19395-5746, TEHRAN, IRAN
E-mail address: eaman@ipm.ir