

***Ab Initio* Study of Different Acid Molecules Interacting with H₂O**

Aleksey A. Zakharenko, S. Karthikyan, K.S. Kim

Address: Center for Superfunctional Materials, Department of Chemistry, Pohang University of Science and Technology, Pohang 790-784, Korea.

E-mail: kim@postech.ac.kr

Abstract

Using the Gaussian-03 for *ab initio* calculations, we have studied interaction of different acid molecules with a single water molecule. The molecular and supermolecular optimized structures were found with the Becke-3-Lee-Yang-Parr (B3LYP-hybrid potential) calculations of density-functional theory (DFT) methods as well as the Møller-Plesset second-order perturbation theory, using the basis set of Aug-cc-*p*VDZ quality and the CRENL ECP effective core potential for molecules containing heavy iodine atom. Possible isomers of studied acids and supermolecules, consisting of acid molecules coupled with a single water molecule, are shown. Energies, zero-point energies (ZPEs), thermal enthalpies and free energies, as well as the corresponding binding energies for the theoretical methods were calculated. It was found that optimized structures of supermolecular isomers with lowest energies corresponding to the global minimum on the potential energy surfaces can be different for both theories. The simplest structure acids H₂S and H₂Se, forming acid-water supermolecules, can give clear evidence of disagreement of the two theoretical methods concerning optimization of lowest energy structures, because the B3LYP-DFT method gives the lowest-energy structure for the first supermolecular isomer, but the MP2 method for the second possible isomer. A dramatic difference between potential energy surfaces for both theories applying to the optimized structure finding of the H₂SO₃-H₂O supermolecular isomers was found, because MP2 supermolecular geometries cannot exist for the corresponding B3LYP-DFT ones, for which the frequency characteristics of the supermolecular isomers were also calculated. In general, the binding energies and ZPE ones for the MP2 method are 10-15% larger than those for the B3LYP-DFT method. However, the thermal free energies for the MP2 method can be significantly smaller than those for the B3LYP-DFT method.

PACS: 82.20.-w, 82.37.-j, 34.30.+h.

Keywords: water chemistry, acid-water supermolecules, binding energy, density functional theory (B3LYP) and MP2 calculations.

1. Introduction

One of today recurrent topics of physical chemistry and chemical physics is the theoretical investigation of gas-phase clusters [1-4], including hydrogen-bonded complexes. The interaction of an acid molecule with water can lead to many different structures that could depend on chosen level of theory. It is well-known that the hydration process has important implications in the context of atmospheric chemistry and aerosol, because there occur reaction mechanisms of introduction of substantial amount of gas phase chlorine and bromine compounds into the marine troposphere [5-6]. The development of supersonic jet nozzles allowed extensive studying of different molecular clusters in complicated experiments, for instance, see in Refs. [7-11]. On the other hand, *ab initio* theoretical studies are widely used in addition to experimental investigations. Thus, a large set of the structural and thermochemical data were obtained in this theoretical study with quantum-mechanical methods.

In Ref. [12] was mentioned that the available structural, spectroscopic, and thermochemical data are still limited for the majority of hydrated halides. That is also true for chlorine-, bromine-, and iodine-containing acids, the recent theoretical and experimental investigations of which can be found in refs. [13-29]. Hypochlorous (HClO), hypobromous (HBrO), and hypo-iodous (HIO) acids are, probably, the simple examples and represent weak acids. Chlorous (HClO₂), bromous (HBrO₂), and iodous (HIO₂) acids of relatively weak-acid family are also well-known. Chloric acid with the chemical formula HClO₃ is known as a strong acid with $pK_a \sim -1$ and oxidizing agent. Bromic acid with the chemical formula HBrO₃ is a key reagent in the well-known Belousov-Zhabotinsky oscillating reaction and has about 62% bromine, 1% hydrogen, and 37% oxygen. Iodic acid with the chemical formula HIO₃ can be obtained as a white solid and is an insoluble compound, unlike chloric acid or bromic acid. Perchloric acid (HClO₄) is an oxoacid of chlorine and is a colorless liquid soluble in water. Perchloric acid is a strong super-acid completely dissociating in an aqueous solution comparable in strength to sulfuric acid (H₂SO₄) or nitric acid (HNO₃). Perbromic acid (HBrO₄) is a strong acid and

strongly oxidizing, and is the least stable of the halogen (VII) acids. Per-iodic acid (HIO₄) has heavy iodine atom and is widely used in organic chemistry for structural analysis.

On the other hand, there is much work on experimental and theoretical investigations of strong nitric super-acid (HNO₃) that is a highly corrosive and toxic acid that can cause severe burns. Example interesting theoretical and experimental studies of nitric acid can be found in Refs. [30-36] and [37-42], respectively. Also, there exist much theoretical (in general, density-functional theory or DFT) and experimental work on studying the strong sulfur-containing super-acid, H₂SO₄, see Refs. [43-46] as well as Refs. [47-50] of DFT-study. It is thought that due to experimental difficulties in investigations of the Sulfurous acid H₂SO₃, less attention is paid to the acid study [51-52], and it is little known about the so-called Sulfonic acid, which has the same chemical formula H₂SO₃. The sulfur-containing acid with the simplest chemical formula H₂S (Sulfane or Hydrogen sulfide) is a covalent hydride structurally related to water (H₂O) since oxygen and sulfur occur in the same periodic table group. Hydrogen sulfide is weakly acidic, and references on the acid studies can be found in [53-56]. Hydrogen selenide (H₂Se) is the simplest hydride of selenium studied in Ref. [57], a colorless, flammable gas under standard conditions, and soluble in water. The properties of H₂S and H₂Se are similar. The well-known phosphorous-containing acids, phosphoric acid (H₃PO₄) and phosphorous acid (H₃PO₃), were studied in Refs. [58-62]. Phosphoric acid (H₃PO₄) also known as orthophosphoric acid or phosphoric (V) acid, is an inorganic acid and very commonly used as an aqueous solution. Phosphoric acid is also used as the electrolyte in phosphoric-acid fuel cells. Phosphorous acid [63-64], also called phosphonic acid, is one of the well-known and commonly used oxoacids of phosphorus. The other well-known acids are boric acid (H₃BO₃ or B(OH)₃) also called boracic acid or orthoboric acid, and boron oxide hydroxide (metaboric acid) with the chemical formula HBO₂. There is much work on the H₃BO₃ and HBO₂ acids used in medicine, for instance, see Refs. [65-70]. A highly valuable precursor to many chemical compounds ranging from polymers to pharmaceuticals, hydrogen cyanide is a chemical compound with the following chemical formula HCN. A solution of hydrogen cyanide in water is called hydrocyanic acid. Hydrogen cyanide is a colorless, very poisonous, and highly volatile liquid that boils slightly above room temperature at 26 °C (78.8 °F). Recent studies on the weakly acidic hydrogen cyanide can be found in Refs. [71-73]. It is noted that HCN as a simplest nitrile system can act

as both proton donor and proton acceptor systems in cluster formation that can be the case for water and alcohol molecules. The interaction of HCN with water can lead to two different structural motifs.

2. *Ab initio* calculations

All the calculations were performed using the GAUSSIAN-03 program [74], see also the famous books [75-77]. The minimum-energy molecular structures of all supermolecular isomers were completely optimized by using density-functional theory (DFT [78]) calculations employing Becke’s three-parameter exchange potential [79-80] and the Lee-Yang-Parr correlation functional [81] (B3LYP) as well as the Møller-Plesset [82] second-order perturbation theory (MP2) calculations employing Dunning’s augmented basis set [83-84] of the Aug-cc-*p*VDZ quality. In a supermolecule consisting of two molecules (for instance, in the water dimer) basis functions from one molecule can help compensate for the basis set incompleteness on the other molecule, and vice versa. This effect is known as basis set superposition error (BSSE) which will be zero in the case of a complete basis set. An approximate way of assessing the BSSE is the counterpoise (CP) correction method [85-86], in which the BSSE can be estimated as the difference between monomer energies with the regular basis and the energies calculated with the full set of basis functions for the whole supermolecules studied in this paper. In addition to the binding energies (ΔE), zero-point energies (ΔZPE), the enthalpies (ΔH), and the Gibbs free energies (ΔG) at 298K and 1 atm are also reported for both the B3LYP and MP2 theoretical methods.

Average relativistic effective potential (AREP) and spin-orbit (SO) operators for the chemical elements of the second transition row have been published in Ref. [87], in which particular attention was focused on the partitioning of the core and valence space, as well as Gaussian basis sets with contraction coefficients for the lowest energy state of each atom were introduced. Discussion of the details and complete review were given in Ref. [88]. More general reviews on the subject of effective core potentials can be also found in the literature [89-90]. The effective core potential of Ref. [87] called CRENBL ECP was used in this report to calculate structural and energetic properties of (super)-molecules containing the heavy iodine atom possessing the atomic number 53 in the periodic table of chemical elements of Mendeleev.

3. Results and discussion

It was found with the B3LYP-DFT methods using the basis set of Aug-CC-*p*VDZ quality that three possible isomers for the chemical formula H₂SO₃ can exist. The most stable of them, the so-called Sulfurous acid (H₂SO₃) possesses the lowest energy on the potential energy surface, and its molecular structure is shown in Figure 1a with both hydrogen atoms rotated towards the third molecular oxygen, which is not coupled with a hydrogen atom. The second, less stable H₂SO₃ isomer has its ground state energy by about 1 kcal/mol smaller and opposite-directed hydrogen atoms (see the Table and Figure 1). The so-called Sulfonic acid being the third possible H₂SO₃ isomer is the most “unstable” with its local minimum energy value of by about Hartrees that is ~ 1 kcal/mol smaller. However, a Sulfonic acid single molecule can have the strongest coupling with a single water molecule (H₂O) with a 10% larger binding energy E_B compared with the other two isomers. Indeed, it is possible to suggest a 10% difference in energy can be treated as non-significant, and hence, one deals here with an isoenergetic case like studied in Refs. [Kim, others?]. Using the Moeller-Plesset second-order perturbation theory (MP2) [], obtained binding energies are always larger than corresponding those calculated at the hybrid B3LYP-DFT level of theory. Moreover, some optimized structures shown in Figure 1 cannot be found with the MP2-method, for instance, the structure shown in Table 1 with the largest binding energy E_B for the most stable H₂SO₃ isomer. That can be explained by the way that the potential energy surfaces (PESs) for both commonly-used methods can give even qualitatively different results concerning structure optimization. Also, for Sulfonic acid it was found that the water oxygen can interact with the H₂SO₃ molecular hydrogen coupled with sulfur atom. That is natural because an H₂O-molecule can readily interact with an H₂S-molecule [], if a sulfur atom is placed instead of an oxygen atom in a water dimer. However, in the case of O=HS-interaction for the H₂SO₃-H₂O complex system the twice binding energy can be obtained compared with the relatively more simple system of O-HS-interaction: an H₂S-H₂O-system.

Calculations were done with the B3LYP-DFT method, using the basis set of Aug-CC-*p*VDZ quality. Energy of water monomer is $E_w(\text{B3LYP-DFT/Aug-CC-}p\text{VDZ}) = -76.4446427$ atomic units (Hartrees). It is

noted that the energy difference between the parallel-like and anti-parallel-like hydrogen orientations for H₃PO₄ is as high as the following value: $\Delta E_M(\text{H}_3\text{PO}_4, \text{B3LYP-DFT/Aug-CC-pVDZ}) = E_M(\text{anti-parallel}) - E_M(\text{parallel}) \sim 0.90$ kcal/mol. The same value for Phosphonic acid H₃PO₃ is as follows: $\Delta E_M(\text{H}_3\text{PO}_3, \text{B3LYP-DFT/Aug-CC-pVDZ}) = E_M(\text{anti-parallel}) - E_M(\text{parallel}) = \sim 1.79$ kcal/mol. This difference between the parallel-like and anti-parallel-like hydrogen orientations for Sulfuric acid H₂SO₄ two possible hydrogen orientations is as high as the following value: $\Delta E_M(\text{H}_2\text{SO}_4, \text{B3LYP-DFT/Aug-CC-pVDZ}) = E_M(\text{anti-parallel}) - E_M(\text{parallel}) \sim -1.13$ kcal/mol. The same value for Sulfurous acid H₂SO₃ is as follows: $\Delta E_M(\text{H}_2\text{SO}_3, \text{B3LYP-DFT/Aug-CC-pVDZ}) = E_M(\text{anti-parallel}) - E_M(\text{parallel}) \sim 0.93$ kcal/mol. Using the MP2 calculations, these values for H₃PO₄ are as follows: $\Delta E_M(\text{H}_3\text{PO}_4, \text{MP2/Aug-CC-pVDZ}) \sim 0.98$ kcal/mol; the value for Phosphonic acid H₃PO₃ is as follows: $\Delta E_M(\text{H}_3\text{PO}_3, \text{MP2/Aug-CC-pVDZ}) \sim 1.88$ kcal/mol; for Sulfuric acid H₂SO₄ one can calculate $\Delta E_M(\text{H}_2\text{SO}_4, \text{MP2/Aug-CC-pVDZ}) \sim -1.17$ kcal/mol; for Sulfurous acid H₂SO₃ is as follows: $\Delta E_M(\text{H}_2\text{SO}_3, \text{MP2/Aug-CC-pVDZ}) \sim 0.81$ kcal/mol.

The interaction energies E_B of different molecules with a single water molecular, where E_T represents the total energy of a sample molecule plus a single water molecule, E_C is the corrected energy with the basis set superposition error (BSSE) correction, E_{BSSE} . Using the values of E_{BSSE} and

$$E_{BC} = E_C - E_M - E_w,$$

the binding energy

$$E_{B\Delta} = (E_B + E_{BC} \pm E_{BSSE})/2$$

BSSE from the book

4. Conclusions

In this report, we have investigated the structural and energetic characteristics of the interaction of single acid molecules with a single water molecule. Both commonly-used theoretical methods, the Becke’s three-parameter exchange potential with the Lee-Yang-Parr correlation functional and the second-order Møller-Plesset perturbation theory, have shown good agreement for optimized structures’ finding and binding energies’ calculations, using the same Dunning’s basis set of Aug-cc-*p*VDZ quality and the CRENL ECP effective core potential for molecules containing heavy iodine atom. However, some MP2 optimized structures of the acid-water supermolecules cannot be found for the corresponding B3LYP-DFT calculations that can be explained by the fact of uniqueness of each potential energy surface for the theoretical methods. That is even dramatic for the Sulfurous acid-water (H₂SO₃-H₂O) supermolecular isomers, because the corresponding MP2 optimized structures cannot be found for the B3LYP-DFT ones with the smallest and highest (most stable structure) binding energies.

Acknowledgements

It is a pleasure to acknowledge the Pohang University of Science and Technology for support from a POSTECH grant.

References

- [1] Bernstein, E. R., Ed. *Atomic and Molecular Clusters*; Elsevier: Amsterdam, 1990.
- [2] Scheiner, S. *Hydrogen bonding: A theoretical perspective*; Oxford University Press: Oxford, 1997.
- [3] Wilson, K. R.; Cavalleri, M.; Rude, B. S.; Schaller, R. D.; Catalon, T.; Nilsson, A.; Saykally, R. J.; Pettersson, L. G. M. *J. Phys. Chem. B* **2005**, *109*, 10194.
- [4] Zwier, T. S. *Annu. Rev. Phys. Chem.* **1996**, *47*, 205.
- [5] E. M. Knipping, M. J. Lakin, K. L. Foster, P. Jungwirth, D. J. Tobias, R. B. Gerber, D. Dabdub, B. J. Finlayson-Pitts, *Science* **288**, 301 (2000).
- [6] S. W. Hunt, M. Roeselová, W. Wang, L. M. Wingen, E. M. Knipping, D. J. Tobias, D. Dabdub, B. J. Finlayson-Pitts, *J. Phys. Chem. A* **108**, 11559 (2004).
- [7] J. R. R. Verlet, A. E. Bragg, A. Kammrath, O. Cheshnovsky, D. M. Neumark, *Science* **307**, 93 (2005).
- [8] N. I. Hammer, J.-W. Shin, J. M. Headrick, E. G. Diken, J. R. Roscioli, G. H. Weddle, M. A. Johnson, *Science* **306**, 675 (2004);
- [9] J. M. Lisy, *Int. Rev. Phys. Chem.* **16**, 267 (1997);
- [10] G. N. Patwari, J. M. Lisy, *J. Chem. Phys.* **118**, 8555 (2003);
- [11] B. Brutschy, *Chem. Rev. Washington, D.C.* **100**, 3891 (2000);
- [12] A. C. Olleta, H. M. Lee, K. S. Kim, "Ab initio study of hydrated sodium halides NaX(H₂O)₁₋₆ (X=F, Cl, Br, and I)" *JOURNAL OF CHEMICAL PHYSICS* **124**, 024321 (2006).
- [13] B.F. Minaev, H. Agren, "Ab initio study of the singlet-triplet transitions in hypobromous acid" *Journal of Molecular Structure (Theochem)* **492** (1999) 53 – 66.
- [14] J. Orphal, Q. Kou, F. K. Tchana, O. Pirali, J.-M. Flaud, "The ν_3 bands of HOBr around 16 μm measured by high-resolution Fourier-transform spectroscopy" *Journal of Molecular Spectroscopy* **221** (2003) 239–243.
- [15] J. Orphal, J.-M. Flaud, Q. Kou, F. K. Tchana, O. Pirali, "The far infrared rotational spectrum of HOBr: line positions and intensities" *Journal of Molecular Structure* **742** (2005) 153–159.
- [16] T. J. Lee, J. S. Francisco, "The proton affinity of HOBr" *Chemical Physics Letters* **251** (1996) 400-404.
- [17] L. Wang, J.-Y. Liu, Z.-S. Li, C.-C. Sun, "Ab initio and DFT theoretical studies and rate constants calculation on the reactions O (³P) atoms with HOX (X = Cl, Br)" *Chemical Physics Letters* **411** (2005) 225–232.
- [18] J. Urban, "Optimal sub-millimeter bands for passive limb observations of stratospheric HBr, BrO, HOCl, and HO₂ from space" *Journal of Quantitative Spectroscopy & Radiative Transfer* **76** (2003) 145– 178.
- [19] A. F. Jalbout, M. Solimannejad, "Reliability of gaussian based ab initio methods in the calculations of HClO and HOCl decomposition channels" *Journal of Molecular Structure (Theochem)* **626** (2003) 87–90.
- [20] J. Hauschildt, J. Weiß, C. Beck, S.Yu. Grebenshchikov, R. Dueren, R. Schinke, J. Koput, "Unimolecular dissociation of HOCl: unexpectedly broad distribution of rate constants" *Chemical Physics Letters* **300** (1999) 569–576.
- [21] A.F. Jalbout, X.H. Li, M. Solimannejad, "Thermochemical stability of the HO₂–HOCl complex" *Chemical Physics Letters* **420** (2006) 204–208.
- [22] M. Solimannejad, I. Alkorta, J. Elguero, "Stabilities and properties of O₃–HOCl complexes: A computational study" *Chemical Physics Letters* **449** (2007) 23–27.
- [23] G. Rothenberg, R. M. H. Beadnall, J. E. McGrady, J. H. Clark, "Competing bromination and oxidation pathways in acid bromate solutions: an experimental and theoretical study" *J. Chem. Soc., Perkin Trans. 2*, 2002, 630–635.
- [24] K. Gupta, D.R. Roy, V. Subramanian, P.K. Chattaraj, "Are strong Brønsted acids necessarily strong Lewis acids?" *Journal of Molecular Structure: THEOCHEM* **812** (2007) 13–24.
- [25] A. F. Jalbout, M. Solimannaejad, J.K. Labanowski, "Thermochemical stability of the HO₂–HClO₄ complex" *Chemical Physics Letters* **379** (2003) 503–506.
- [26] A. H. Otto, S. Schrader, T. Steiger, M. Schneider, "Gas-phase deprotonation energies of sulfuric acid, perchloric acid, chlorosulfuric acid and fluorosulfuric acid" *J. Chem. Soc., Faraday Trans.*, 1997, **93**(22), 3927 – 3930.
- [27] A. D. Boesea, J.M.L. Martin, "Anharmonic force fields of perchloric acid, HClO₄, and perchloric anhydride, Cl₂O₇. An extreme case of inner polarization" *Journal of Molecular Structure* **780–781** (2006) 310–316.

- [28] Greenwood, N. N.; Earnshaw, A. (1997). *Chemistry of the Elements*, 2nd Edition, Oxford: Butterworth-Heinemann. ISBN 0-7506-3365-4.
- [29] King, R. B. (Ed.) (1994) *Encyclopedia of Inorganic Chemistry*, Vol. 2, p. 658. Chichester: Wiley.
- [30] Y. D. Liu, R. Zhong, "Theoretical studies on HOONO, HONOO, and HNO₃ isomers and their isomerization reactions" *Journal of Molecular Structure: THEOCHEM* **765** (2006) 143–149.
- [31] M. Walker, C. A. Morrison, D. R. Allan, "Nitric acid monohydrates at high pressure: An experimental and computational study" *PHYSICAL REVIEW B* **72**, 224106 (2005).
- [32] R. D'Auria, R. P. Turco, K. N. Houk, "Effects of Hydration on the Properties of Protonated-Water-Nitric Acid Clusters" *J. Phys. Chem. A* 2004, **108**, 3756-3765.
- [33] F.-M. Tao, "Gas phase proton transfer reaction of nitric acid-ammonia and the role of water" *J. Chem. Phys.* **108** (1), 193 – 202 (1998).
- [34] M.-T. Nguyen, A. J. Jamka, R. A. Cazar, F.-M. Tao, "Structure and stability of the nitric acid–ammonia complex in the gas phase and in water" *J. Chem. Phys.* **106** (21), 8710 – 8717 (1997).
- [35] Y. Miller, G.M. Chaban, R.B. Gerber, "Theoretical study of anharmonic vibrational spectra of HNO₃, HNO₃–H₂O, HNO₄: Fundamental, overtone and combination excitations" *Chemical Physics* **313** (2005) 213–224.
- [36] D. J. Donaldson, J. J. Orlando, S. Amann, G. S. Tyndall, R. J. Proos, B. R. Henry, V. Vaida, "Absolute Intensities of Nitric Acid Overtones" *J. Phys. Chem. A* 1998, **102**, 5171-5174.
- [37] K. J. Feierabenda, D. K. Havey, M. E. Varner, J. F. Stanton, V. Vaida, "A comparison of experimental and calculated spectra of HNO₃ in the near-infrared using Fourier transform infrared spectroscopy and vibrational perturbation theory" *J. Chem. Phys.* **124**, 124323 (2006).
- [38] S. Imai, M. Takahashi, K. Matsuba, Asuha, Y. Ishikawa, H. Kobayashi, "FORMATION AND ELECTRICAL CHARACTERISTICS OF SILICON DIOXIDE LAYERS BY USE OF NITRIC ACID OXIDATION METHOD" *Acta Physica Slovaca* **55**(3) 305 - 313 (2005).
- [39] X. Zhang, E. L. Mereand, A. W. Castleman, Jr., "Reactions of Water Cluster Ions with Nitric Acid" *J. Phys. Chem.* 1994, **98**, 3554-3557.
- [40] P. R. Fleming, M.-G. Li, T. R. Rizzo, "Infrared spectroscopy of vibrationally excited HONO₂: Shedding light on the dark states of intramolecular vibrational energy redistribution" *J. Chem. Phys.* **94**(4) 2425 – 2437 (1991).
- [41] A. Sinha, R.L.V. Wal, F.F. Crim, "The vibrationally mediated photodissociation dynamics of Nitric Acid" *J. Chem. Phys.* **91**(5) 2929 – 2938 (1989).
- [42] A. Sinha, R.L.V. Wal, F.F. Crim, "State-resolved unimolecular reactions: The vibrational overtone initiated decomposition of Nitric Acid" *J. Chem. Phys.* **92**(1) 401 – 410 (1990).
- [43] T. Loerting, K. R. Liedl, "Toward elimination of discrepancies between theory and experiment: The rate constant of the atmospheric conversion of SO₃ to H₂SO₄" *PNAS* (2000) **97**(16) 8874 – 8878.
- [44] Laura J. Larson, Mayuso Kuno, and Fu-Ming Tao, "Hydrolysis of sulfur trioxide to form sulfuric acid in small water clusters" *JOURNAL OF CHEMICAL PHYSICS* **112**, 20 8830 – 8838 (2000)
- [45] D. L. Fiacco, S. W. Hunt, K. R. Leopold, "Microwave Investigation of Sulfuric Acid Monohydrate" *J. AM. CHEM. SOC.* 2002, **124**, 4504-4511
- [46] A. Aguzzi, M. J. Rossi, "The kinetics of the uptake of HNO₃ on ice, solid H₂SO₄-H₂O and solid ternary solutions of H₂SO₄-HNO₃-H₂O in the temperature range 180-211 K" *Phys. Chem. Chem. Phys.*, 2001, 3, 3707 – 3716.
- [47] H. Arstila, K. Laasonen, A. Laaksonen, "Ab initio study of gas-phase sulphuric acid hydrates containing 1 to 3 water molecules" *J. Chem. Phys.* **108** (3), 1031 - 1039 (1998).
- [48] A. R. Bandy, J. C. Ianni, "Study of the Hydrates of H₂SO₄ Using Density Functional Theory" *J. Phys. Chem. A* 1998, **102**, 6533-6539.
- [49] P. Beichert, O. Schrems, "Complexes of Sulfuric Acid with Hydrogen Chloride, Water, Nitric Acid, Chlorine Nitrate, and Hydrogen Peroxide: An ab Initio Investigation" *J. Phys. Chem. A* 1998, **102**, 10540-10544.
- [50] S. Re, Y. Osamura, K. Morokuma, "Coexistence of Neutral and Ion-Pair Clusters of Hydrated Sulfuric Acid H₂SO₄(H₂O)_n (n = 1-5) - A Molecular Orbital Study" *J. Phys. Chem. A* 1999, **103**, 3535-3547.
- [51] A. F. Voegelé, C. S. Tautermann, T. Loerting, A. Hallbrucker, E. Mayer, K. R. Liedl, "About the Stability of Sulfurous Acid (H₂SO₃) and Its Dimer" *Chem. Eur. J.* 2002, 8, No. 24 , 5644 – 5651.

- [52] E. Bishenden, D. J. Donaldson, "Ab Initio Study of SO₂ + H₂O" *J. Phys. Chem. A* 1998, **102**, 4638-4642.
- [53] G. Tarczay, A. G. Csaszar, "Ab initio rovibrational spectroscopy of hydrogen sulfide" *JOURNAL OF CHEMICAL PHYSICS* **115**, 3 1229 – 1242 (2001).
- [54] M. RAIMONDI, G. F. TANTARDINI, M. SIMONETTA, "Ab initio valence bond calculations. IV. H₂S, SH and related ions" *MOLECULAR PHYSICS*, 1975, **30**, 3, 703-712.
- [55] M. W. Wong, "Vibrational frequency prediction using density functional theory" *Chemical Physics Letters* **256** (1996) 391-399.
- [56] Pak, C.-H.; Lee, H. M.; Kim, J. C.; Kim, D.-W.; Kim, K. S. *Struct. Chem.*, **16**, 187–202 (2005).
- [57] N. Maung, "An ab initio and density functional theory study of the trimethylgallium-hydrogen selenide adduct: (CH₃)₃Ga:SeH₂" *Journal of Molecular Structure (Theochem)* **432** (1998) 129- 137.
- [58] Alexeev Y, TL Windus, CG Zhan, and DA Dixon. 2005. "Accurate Heats of Formation and Acidities for H₃PO₄, H₂SO₄, and H₂CO₃ from ab initio Electronic Structure Calculations." *International Journal of Quantum Chemistry* 104(3):379-380.
- [59] Stefan T, Janoschek R., "How relevant are S=O and P=O double bonds for the description of the acid molecules H₂SO₃, H₂SO₄, and H₃PO₄, respectively?" *J MOL MODEL* **6** (2): 282-288 (2000).
- [60] C. J. Jameson, A. De Dios, "AIBOLUTE SHIELDING SCALE FOR IP FROM GAS-PHASE NMR STUDIES" *Chem. Phys. Lett.* 1990, **167** (6), 575 – 582.
- [61] T. Ziegler et al., *J. Phys. Chem. A* 1998, **102**, 3970
- [62] K. Ruud et al., *Chem. Rev.* 1999, **99**, 29
- [63] D. E. C. Corbridge. "Phosphorus: An Outline of its Chemistry, Biochemistry, and Technology." 5th ed. Elsevier: Amsterdam.
- [64] Holleman, A. F.; Wiberg, E. "Inorganic Chemistry." Academic Press: San Diego, 2001.
- [65] A.N. Enyashin, A.L. Ivanovskii, "Atomic and electronic structure of the orthoboric (H₃BO₃) and metaboric (H₃B₃O₆) acids nanotubes" *Chemical Physics Letters* **411** (2005) 186–191.
- [66] D.J. Joyner, D.M. Hercules, "Electronic structure of B₂O₃, H₃BO₃, and BN" *J. Chem. Phys.* **72**(2) 1095 – 1108 (1980).
- [67] J. K. Maranasa, Y.-Z. Chen, D. K. Stillinger, F. H. Stillinger , "Polarization interactions and boroxol ring formation in boron oxide: A molecular dynamics study" *JOURNAL OF CHEMICAL PHYSICS* **115**, 14 6578 – 6589 (2001)
- [68] D. P. Linder, M. Page, "Ab initio determination of the energy barriers and rate constants for HOBO+HF→FBO+H₂O and OBBO+HF→FBO+HBO" *J. Chem. Phys.* **103** 19 8538 – 8543 (1995).
- [69] Hai-tao Yu, Ming-xia Li, Hong-gang Fu, "Theoretical study on the mechanism of the HF+HOBO reaction" *Chemical Physics Letters* **379** (2003) 105–112.
- [70] H.-T. Yu, Y.-J. Chi, H.-G. Fu, X.-R. Huang, J.-Z. Sun, "The Structures and Relative Stabilities of HBO₂ Isomers" *Acta Phys.-Chim. Sin. (Wuli Huaxue Xuebao)* **18**(1) 87 – 90 (2002).
- [71] T. Malaspina, E. E. Fileti, J. M. Riveros, S. Canuto, "Ab Initio Study of the Isomeric Equilibrium of the HCN-H₂O and H₂O-HCN Hydrogen-Bonded Clusters" *J. Phys. Chem. A* 2006, **110**, 10303-10308.
- [72] Meot-Ner, M.; Speller, C. V. *J. Phys. Chem.* **1989**, **93**, 1697.
- [73] Irvine, W. M.; Morvan, D. B.; Lis, D. C.; Matthews, H. E.; Biver, N.; Criviser, J.; Davies, J. K.; Dent, W. R. F.; Gautier, D.; Godfrey, P. D.; Keene, J.; Lovel, A. J.; Owen, T. C.; Phillips, T. G.; Rauer, H.; Schloerb, F. P.; Senay, M.; Young, K. *Nature (London)* **1996**, **383**, 418.
- [74] Gaussian03 (RevisionA.1), M. J. Frisch, G. W. Trucks, H. B. Schlegel, G. E. Scuseria, M. A. Robb, J. R. Cheeseman, J. A. Montgomery, Jr., T. Vreven, K. N. Kudin, J. C. Burant, J. M. Millam, S. S. Iyengar, J. Tomasi, V. Barone, B. Mennucci, M. Cossi, G. Scalmani, N. Rega, G. A. Petersson, H. Nakatsuji, M. Hada, M. Ehara, K. Toyota, R. Fukuda, J. Hasegawa, M. Ishida, T. Nakajima, Y. Honda, O. Kitao, H. Nakai, M. Klene, X. Li, J. E. Knox, H. P. Hratchian, J. B. Cross, C. Adamo, J. Jaramillo, R. Gomperts, R. E. Stratmann, O. Yazyev, A. J. Austin, R. Cammi, C. Pomelli, J. W. Ochterski, P. Y. Ayala, K. Morokuma, G. A. Voth, P. Salvador, J. J. Dannenberg, V. G. Zakrzewski, S. Dapprich, A. D. Daniels, M. C. Strain, O. Farkas, D. K. Malick, A. D. Rabuck, K. Raghavachari, J. B. Foresman, J. V. Ortiz, Q. Cui, A. G. Baboul, S. Clifford, J. Cioslowski, B. B. Stefanov, G. Liu, A. Liashenko, P. Piskorz, I. Komaromi, R. L. Martin, D. J. Fox, T. Keith, M. A. Al-Laham, C. Y. Peng, A. Nanayakkara, M. Challacombe, P. M.W. Gill, B. Johnson, W. Chen, M.W. Wong, C. Gonzalez, J. A. Pople, Gaussian, Inc., Pittsburgh, PA, 2003.

- [75] D.C. Young, *Computational chemistry*, Wiley, 398 pages (2001).
- [76] Hehre, W. G.; Radom, L.; Schleyer, P. v. R.; Pople, J. A. *Ab Initio Molecular Orbital Theory*, Wiley-Interscience Publication, John Wiley & Sons: New York-Chichester-Brisbane-Toronto-Singapore, 1986.
- [77] J. B. Foresman, A. Frisch, "Exploring chemistry with electronic structure methods: a guide to using Gaussian" Gaussian, Inc., Pittsburgh, PA, USA (2000) 302 pages.
- [78] R.G. Parr, W. Yang, "density-functional theory of atoms and molecules" Oxford university Press, New York, Clarendon Press, Oxford (1989) 333 pages.
- [79] Becke, A. D.; *J. Chem. Phys.* 1993, **98**, 1372.
- [80] Becke, A. D.; *J. Chem. Phys.* 1993, **98**, 5648.
- [81] Lee, C.; Yang, W.; Parr, R. G. *Phys. Rev. B* 1988, **37**, 785.
- [82] C. Møller, M.S. Plesset, Note on an Approximation Treatment for Many-Electron Systems, *Physical Review* **46**(7) 618 – 622 (1934).
- [83] Dunning (Jr.), T. H. *J. Chem. Phys.* 1989, **90**, 1007–1023.
- [84] Woon, D. E., Dunning (Jr.), T. H., *J. Chem. Phys.* 1993, **98**, 1358–1371.
- [85] F. Jensen, Introduction to computational chemistry, John Wiley & Sons, Chichester-New York-Weinheim-Brisbane-Singapore-Toronto (1999) 429 pages.
- [86] F.B. van Duijneveldt, J.G.C.M. van Duijneveldt-van de Rijdt, J.H. van Lenthe, *Chem. Rev.* **94**, 1873 (1994).
- [87] L.A. LaJohn, P.A. Christiansen, R.B. Ross, T. Atashroo, W.C. Ermler, "Ab initio relativistic effective potentials with spin-orbit operators. III. Rb through Xe" *J. Chem. Phys.*, **87**, 2812 – 2824 (1987).
- [88] L.F. Pacios, P.A. Christiansen, *J. Chem. Phys.*, **82**, 2664 (1985).
- [89] M. Krauss, W.J. Stevens, *Annu. Rev. Phys. Chem.* **35**, 357 (1984).
- [90] P.A. Christiansen, W.C. Ermler, K.S. Pitzer, *Annu. Rev. Phys. Chem.* **36**, 407 (1985).

Table 1. The energies of molecules and supermolecules as well as binding energies. The lowest energies and lowest binding energies are shown bold, and the MP2 calculations are shown italic compared with the B3LYP-DFT calculations. The MP2 calculations are given above the corresponding B3LYP-DFT energies. Note that some MP2 structures for the B3LYP ones were not found, and hence, their energies were not introduced in the Table. Here the energies (E), zero point energies (ZPE), thermal enthalpies (H), and thermal free energies (G) are given in the Hartree energy units, and the corresponding binding energies ΔE , ΔZPE , ΔH , and ΔG are given in kcal/mol. The CRENL ECP effective core potential was used to calculate energies of supermolecules containing the heavy iodine atom. In the first column of the table, the labels in the parentheses for the (super)-molecular isomers corresponds to those for the (super)-molecular structures shown in Figures 1 and 2.

Name	E, Hartrees	ZPE	H	G	ΔE , kcal/mol	ΔZPE	ΔH	ΔG
<i>H₂O(MP2)</i>	-76.26091	-76.23958	-76.23580	-76.25723	-	-	-	-
H ₂ O	-76.44464	-76.42341	-76.41963	-76.44106	-	-	-	-
<i>H₂SO₄(MP2)</i>	-699.06475	-699.02675	-699.02045	-699.05525	-	-	-	-
H ₂ SO ₄ (trans)	-700.28055	-700.24300	-700.23659	-700.27159	-	-	-	-
<i>H₂SO₄-H₂O(MP2)</i>	-775.34588	-775.28290	-775.27385	-775.31551	-12.69	-10.40	-11.05	-1.903
H ₂ SO ₄ -H ₂ O(1U11t)	-776.74293	-776.68058	-776.67145	-776.71327	-11.13	-8.89	-9.56	-0.385
<i>H₂SO₄-H₂O(MP2)</i>	-775.34595	-775.28288	-775.27387	-775.31548	-12.73	-10.39	-11.06	-1.879
H ₂ SO ₄ -H ₂ O(1U'11t)	-776.74287	-776.68052	-776.67139	-776.71327	-11.09	-8.85	-9.51	-0.384
<i>H₂SO₄(MP2)</i>	-699.06289	-699.02522	-699.01867	-699.05429	-	-	-	-
H ₂ SO ₄ (cis)	-700.27875	-700.24148	-700.23486	-700.27064	-	-	-	-
<i>H₂SO₄-H₂O(MP2)</i>	-775.34407	-775.28120	-775.27206	-775.31432	-11.55	-9.34	-9.92	-1.15
H ₂ SO ₄ -H ₂ O(1U11c)	-776.74119	-776.67894	-776.66975	-776.71206	-10.04	-7.86	-8.49	0.37
<i>H₂SO₄-H₂O(MP2)</i>	-775.34380	-775.28045	-775.27151	-775.31263	-11.38	-8.87	-9.58	-0.09
H ₂ SO ₄ -H ₂ O(1U12c)	-776.73931	-776.67662	-776.66750	-776.70970	-8.86	-6.40	-7.08	1.85
<i>H₂SO₄-H₂O(MP2)</i>	-775.33002	-775.26908	-775.25847	-775.30624	-2.74	-1.73	-1.40	3.92
H ₂ SO ₄ -H ₂ O(1U10c)	-776.72768	-776.66750	-776.65661	-776.70670	-1.56	-0.69	-0.24	3.74
<i>H₂SO₃(MP2)</i>	-624.01878	-623.98708	-623.98107	-624.01499	-	-	-	-
H ₂ SO ₃ (p)	-625.07765	-625.04605	-625.04003	-625.07395	-	-	-	-
<i>H₂SO₃-H₂O(MP2)</i>	-700.29837	-700.24089	-700.23255	-700.27197	-11.72	-8.93	-9.84	0.16
H ₂ SO ₃ -H ₂ O(1U12sp)	-701.53721	-701.48016	-701.47170	-701.51191	-9.36	-6.71	-7.55	1.95
<i>H₂SO₃-H₂O(MP2)</i>	-700.29665	-700.23982	-700.23114	-700.27185	-10.64	-8.26	-8.95	0.23
H ₂ SO ₃ -H ₂ O(1U'11sp)	-701.53700	-701.48042	-701.47177	-701.51228	-9.23	-6.87	-7.60	1.71
<i>H₂SO₃-H₂O(MP2)</i>	-	-	-	-	-	-	-	-
H ₂ SO ₃ -H ₂ O(1U01sp)	-701.52625	-701.47145	-701.46138	-701.50787	-2.48	-1.24	-1.08	4.49
<i>H₂SO₃-H₂O(MP2)</i>	-	-	-	-	-	-	-	-
H ₂ SO ₃ -H ₂ O(1U00sp)	-701.52244	-701.46871	-701.45785	-701.50718	-0.09	0.48	1.14	4.92
<i>H₂SO₃-H₂O(MP2)</i>	-	-	-	-	-	-	-	-
H ₂ SO ₃ -H ₂ O(1U11sp)	-701.53796	-701.48116	-701.47264	-701.51291	-9.83	-7.34	-8.15	1.32
<i>H₂SO₃-H₂O(MP2)</i>	-700.28656	-700.23131	-700.22154	-700.26485	-4.31	-2.92	-2.93	4.63
H ₂ SO ₃ -H ₂ O(1U02sp)	-701.52574	-701.47097	-701.46092	-701.50615	-2.16	-0.94	-0.79	5.56
<i>H₂SO₃-H₂O(MP2)</i>	-700.28563	-700.23057	-700.22062	-700.26629	-3.73	-2.46	-2.35	3.73
H ₂ SO ₃ -H ₂ O(1U'01sp)	-	-	-	-	-	-	-	-
<i>H₂SO₃(MP2)</i>	-624.01749	-623.98565	-623.97971	-624.01334	-	-	-	-

H ₂ SO ₃ (ap)	-625.07617	-625.04441	-625.03846	-625.07211	-	-	-	-
H ₂ SO ₃ -H ₂ O(MP2)	-700.29397	-700.23728	-700.22837	-700.26928	-8.96	-6.67	-7.22	1.85
H ₂ SO ₃ -H ₂ O(1U02sa)	-701.53319	-701.47688	-701.46786	-701.50915	-6.84	-4.65	-5.14	3.68
H ₂ SO ₃ -H ₂ O(MP2)	-700.29657	-700.23945	-700.23090	-700.27104	-10.59	-8.03	-8.81	0.75
H ₂ SO ₃ -H ₂ O(1U'11sa)	-701.53654	-701.47969	-701.47115	-701.51126	-8.94	-6.41	-7.21	2.36
H ₂ SO ₃ -H ₂ O(MP2)	-700.29389	-700.23716	-700.22826	-700.26922	-8.91	-6.59	-7.15	1.89
H ₂ SO ₃ -H ₂ O(1U'02sa)	-701.53316	-701.47681	-701.46779	-701.50911	-6.82	-4.61	-5.10	3.71
H ₂ SO ₃ -H ₂ O(MP2)	-700.29709	-700.23983	-700.23135	-700.27133	-10.92	-8.27	-9.09	0.56
H ₂ SO ₃ -H ₂ O(1U11sa)	-701.53692	-701.47995	-701.47146	-701.51146	-9.17	-6.58	-7.41	2.23
H ₂ SO ₃ (MP2)	-623.98171	-623.94863	-623.94338	-623.97576	-	-	-	-
H ₂ SO ₃ (s)	-625.03453	-625.00216	-624.99684	-625.02935	-	-	-	-
H ₂ SO ₃ -H ₂ O(MP2)	-700.26253	-700.20423	-700.19638	-700.23548	-12.50	-10.06	-10.80	-1.56
H ₂ SO ₃ -H ₂ O(1U11su)	-701.49683	-701.43945	-701.43156	-701.47073	-11.08	-8.70	-9.46	-0.20
H ₂ SO ₃ -H ₂ O(MP2)	-700.25228	-700.19628	-700.18671	-700.23177	-6.06	-5.07	-4.73	0.77
H ₂ SO ₃ -H ₂ O(1U00su)	-701.48756	-701.43234	-701.42280	-701.46718	-5.26	-4.25	-3.97	2.03
H ₃ PO ₄ (MP2)	-643.01739	-642.96931	-642.96206	-642.99877	-	-	-	-
H ₃ PO ₄ (p)	-644.21347	-644.16560	-644.15825	-644.19526	-	-	-	-
H ₃ PO ₄ -H ₂ O(MP2)	-719.30076	-719.22718	-719.21745	-719.26078	-14.09	-11.48	-12.30	-2.99
H ₃ PO ₄ -H ₂ O(1U11pp)	-720.67652	-720.60332	-720.59356	-720.63672	-11.55	-8.97	-9.84	-0.25
H ₃ PO ₄ -H ₂ O(MP2)	-719.30044	-719.22692	-719.21711	-719.26024	-13.89	-11.32	-12.08	-2.65
H ₃ PO ₄ -H ₂ O(1U'11pp)	-720.67610	-720.60310	-720.59316	-720.63684	-11.29	-8.84	-9.59	-0.32
H ₃ PO ₄ (MP2)	-643.01896	-642.97086	-642.96357	-643.00046	-	-	-	-
H ₃ PO ₄ (ap)	-644.21204	-644.16431	-644.15692	-644.19394	-	-	-	-
H ₃ PO ₄ -H ₂ O(MP2)	-719.29911	-719.22582	-719.21603	-719.25942	-13.06	-10.63	-11.41	-2.15
H ₃ PO ₄ -H ₂ O(1U''11pa)	-720.67510	-720.60219	-720.59237	-720.63570	-10.66	-8.27	-9.09	0.39
H ₃ PO ₄ -H ₂ O(MP2)	-719.29511	-719.22198	-719.21188	-719.25570	-10.54	-8.22	-8.80	0.19
H ₃ PO ₄ -H ₂ O(1U02pa)	-720.67045	-720.59778	-720.58758	-720.63178	-7.74	-5.50	-6.09	2.85
H ₃ PO ₄ -H ₂ O(MP2)	-719.29956	-719.22610	-719.21632	-719.25931	-13.34	-10.80	-11.59	-2.07
H ₃ PO ₄ -H ₂ O(1U'11pa)	-720.67544	-720.60237	-720.59257	-720.63559	-10.88	-8.38	-9.22	0.46
H ₃ PO ₄ -H ₂ O(MP2)	-719.29995	-719.22636	-719.21665	-719.25952	-13.58	-10.97	-11.80	-2.21
H ₃ PO ₄ -H ₂ O(1U11pa)	-720.67581	-720.60270	-720.59292	-720.63598	-11.10	-8.59	-9.44	0.22
H ₃ PO ₃ (MP2)	-567.90391	-567.86147	-567.85460	-567.89029	-	-	-	-
H ₃ PO ₃	-568.94357	-568.90125	-568.89438	-568.93000	-	-	-	-
H ₃ PO ₃ (ts)	-568.94758	-568.90518	-568.89847	-568.93371	-2.52	-	-	-
H ₃ PO ₃ -H ₂ O(MP2)	-644.18446	-644.11649	-644.10713	-644.14904	-12.32	-9.69	-10.50	-0.95
H ₃ PO ₃ -H ₂ O(1U'11pt)	-645.40428	-645.33671	-645.32729	-645.36926	-7.56	-5.10	-5.76	3.46
H ₃ PO ₃ -H ₂ O(MP2)	-644.17595	-644.10945	-644.09892	-644.14595	-6.99	-5.27	-5.35	0.98
H ₃ PO ₃ -H ₂ O(1U''01pt)	-645.39751	-645.33138	-645.32078	-645.36788	-3.32	-1.75	-1.68	4.33
H ₃ PO ₃ -H ₂ O(MP2)	-	-	-	-	-	-	-	-
H ₃ PO ₃ -H ₂ O(1U'01pt)	-645.40214	-645.33612	-645.32567	-645.37153	-6.22	-4.72	-4.74	2.04
H ₃ PO ₃ -H ₂ O(MP2)	-644.18322	-644.11566	-644.10618	-644.14827	-11.55	-9.17	-9.91	-0.47
H ₃ PO ₃ -H ₂ O(1U01pt)	-645.40248	-645.33611	-645.32587	-645.37113	-6.43	-4.72	-4.87	2.29
H ₃ PO ₃ -H ₂ O(MP2)	-644.18466	-644.11665	-644.10732	-644.14901	-12.45	-9.79	-10.62	-0.93
H ₃ PO ₃ -H ₂ O(1U11pt)	-645.40431	-645.33669	-645.32733	-645.36905	-7.58	-5.08	-5.79	3.59
H ₃ PO ₃ (MP2)	-567.90943	-567.86678	-567.86054	-567.89518	-	-	-	-
H ₃ PO ₃ (p)	-568.94195	-568.89975	-568.89348	-568.92811	-	-	-	-
H ₃ PO ₃ -H ₂ O(MP2)	-644.17778	-644.11144	-644.10152	-644.14518	-4.67	-3.19	-3.25	4.54
H ₃ PO ₃ -H ₂ O(1U02p)	-645.39076	-645.32528	-645.31505	-645.36061	-2.61	-1.33	-1.22	5.37
H ₃ PO ₃ -H ₂ O(MP2)	-644.17744	-644.11119	-644.10116	-644.14617	-4.46	-3.03	-3.03	3.92
H ₃ PO ₃ -H ₂ O(1U01p)	-645.39128	-645.32568	-645.31552	-645.36118	-2.94	-1.58	-1.51	5.02
H ₃ PO ₃ -H ₂ O(MP2)	-644.19121	-644.12295	-644.11437	-644.15495	-13.10	-10.41	-11.32	-1.59

H ₃ PO ₃ -H ₂ O(1U11p)	-645.40516	-645.33742	-645.32887	-645.36922	-11.65	-8.95	-9.89	-0.03
<i>H₃PO₃-H₂O(MP2)</i>	-644.19094	-644.12270	-644.11410	-644.15458	-12.93	-10.26	-11.15	-1.36
H ₃ PO ₃ -H ₂ O(1U'11p)	-645.40488	-645.33722	-645.32862	-645.36904	-11.47	-8.82	-9.73	0.08
<i>H₃PO₃(MP2)</i>	-567.90643	-567.86383	-567.85764	-567.89197	-	-	-	-
H ₃ PO ₃ (ap)	-568.93909	-568.89695	-568.89073	-568.92508	-	-	-	-
<i>H₃PO₃-H₂O(MP2)</i>	-644.18361	-644.11602	-644.10697	-644.14854	-8.33	-6.06	-6.68	2.43
H ₃ PO ₃ -H ₂ O(1U11a)	-645.39728	-645.33043	-645.32129	-645.36343	-6.71	-4.56	-5.14	3.61
<i>H₃PO₃-H₂O(MP2)</i>	-644.18361	-644.11603	-644.10697	-644.14857	-8.32	-6.07	-6.68	2.41
H ₃ PO ₃ -H ₂ O(1U'11a)	-645.39721	-645.33040	-645.32121	-645.36313	-6.66	-4.54	-5.08	3.79
<i>H₃BO₃(MP2)lower</i>	-251.91840	-251.86965	-251.86432	-251.89611	-	-	-	-
H ₃ BO ₃	-252.53406	-252.48561	-252.48015	-252.51215	-	-	-	-
H ₃ BO ₃ (lower)	-252.54088	-252.49203	-252.48672	-252.51845	-4.28	-	-	-
<i>H₃BO₃-H₂O(MP2)</i>	-328.19370	-328.11998	-328.11168	-328.15081	-9.03	-6.75	-7.26	1.59
H ₃ BO ₃ -H ₂ O(1U11b)	-328.99748	-328.92382	-328.91553	-328.95462	-7.50	-5.26	-5.76	3.07
<i>HBO₂(MP2)</i>	-175.57830	-175.55828	-175.55395	-175.58157	-	-	-	-
HBO ₂	-176.01562	-175.99542	-175.99110	-176.01867	-	-	-	-
<i>HBO₂-H₂O(MP2)</i>	-251.85549	-251.81075	-251.80334	-251.84109	-10.21	-8.09	-8.53	-1.43
HBO ₂ -H ₂ O(1U01b)	-252.47583	-252.43113	-252.42371	-252.46147	-9.77	-7.72	-8.14	-1.09
<i>HCN(MP2)</i>	-93.18366	-93.16806	-93.16453	-93.18749	-	-	-	-
HCN	-93.43705	-93.42089	-93.41738	-93.44027	-	-	-	-
<i>HCN-H₂O(MP2)</i>	-169.45159	-169.41244	-169.40543	-169.44052	-4.41	-3.01	-3.20	2.64
HCN-H ₂ O(1U'00n)	-169.88750	-169.84787	-169.84090	-169.87586	-3.64	-2.24	-2.44	3.43
<i>HCN-H₂O(MP2)</i>	-169.45359	-169.41480	-169.40746	-169.44282	-5.66	-4.50	-4.48	1.19
HCN-H ₂ O(1U00n)	-169.88980	-169.85063	-169.84336	-169.87821	-5.09	-3.97	-3.98	1.97
<i>HNO₃(MP2)</i>	-280.28489	-280.25848	-280.25399	-280.28425	-	-	-	-
HNO ₃	-280.94027	-280.91394	-280.90948	-280.93969	-	-	-	-
<i>HNO₃-H₂O(MP2)</i>	-356.55047	-356.50089	-356.49221	-356.53662	-2.94	-1.78	-1.52	3.05
HNO ₃ -H ₂ O(1U10n)	-357.38804	-357.33866	-357.33002	-357.37293	-1.96	-0.82	-0.57	4.91
<i>HNO₃-H₂O(MP2)</i>	-356.56223	-356.51103	-356.50347	-356.54149	-10.31	-8.15	-8.59	0.00
HNO ₃ -H ₂ O(1U11n)	-357.40016	-357.34940	-357.34187	-357.37981	-9.57	-7.56	-8.01	0.59
<i>HNO₃-H₂O(MP2)</i>	-	-	-	-	-	-	-	-
HNO ₃ -H ₂ O(1U'11n)	-357.38765	-357.33871	-357.32981	-357.37513	-1.72	-0.85	-0.44	3.53
<i>H₂S(MP2)</i>	-398.85322	-398.83789	-398.83410	-398.85812	-	-	-	-
H ₂ S	-399.41512	-399.40022	-399.39642	-399.41980	-	-	-	-
<i>H₂S-H₂O(MP2)</i>	-475.11923	-475.08050	-475.07283	-475.10991	-3.20	-1.90	-1.84	3.41
H ₂ S-H ₂ O(s1U00)	-475.86394	-475.82531	-475.81800	-475.85414	-2.62	-1.06	-1.22	4.22
<i>H₂S-H₂O(MP2)</i>	-475.11960	-475.08052	-475.07312	-475.10967	-3.43	-1.92	-2.02	3.56
H ₂ S-H ₂ O(s1U'00)	-475.86340	-475.82528	-475.81757	-475.85482	-2.28	-1.04	-0.95	3.79
<i>H₂Se(MP2)</i>	-2401.13051	-2401.11656	-2401.11275	-2401.13829	-	-	-	-
H ₂ Se	-2402.76114	-2402.74781	-2402.74400	-2402.76891	-	-	-	-
<i>H₂Se-H₂O(MP2)</i>	-2477.39602	-2477.35885	-2477.35101	-2477.39000	-2.88	-1.70	-1.54	3.47
H ₂ Se-H ₂ O(se1U00)	-2479.20959	-2479.17253	-2479.16521	-2479.20265	-2.39	-0.82	-0.99	4.59
<i>H₂Se-H₂O(MP2)</i>	-2477.39711	-2477.35950	-2477.35202	-2477.39012	-3.57	-2.11	-2.18	3.39
H ₂ Se-H ₂ O(se1U'00)	-2479.20855	-2479.17237	-2479.16439	-2479.20404	-1.74	-0.72	-0.47	3.73
<i>HCIO(MP2)</i>	-535.14531	-535.13502	-535.13114	-535.15814	-	-	-	-
<i>HCIO(MP2)</i>	-535.24445	-535.23138	-535.22749	-535.25437	-62.21*	-	-	-
HCIO	-535.90020	-535.89076	-535.88682	-535.91393	-	-	-	-
HCIO(lower)	-535.99291	-535.97986	-535.97597	-536.00285	-58.18*	-	-	-

<i>HClO-H₂O(MP2)</i>	-611.51052	-611.47432	-611.46641	-611.50439	-3.24	-2.11	-1.96	4.53
HClO-H ₂ O(c1U00)	-612.44142	-612.40527	-612.39740	-612.43541	-2.43	-1.26	-1.13	5.33
<i>HClO-H₂O(MP2)</i>	-611.51815	-611.48040	-611.47330	-611.51093	-8.03	-5.92	-6.29	0.43
HClO-H ₂ O(c1U01)	-612.44900	-612.41150	-612.40439	-612.44175	-7.18	-5.16	-5.52	1.36
<i>HClO-H₂O(MP2)</i>	-611.51762	-611.48003	-611.47284	-611.51044	-7.70	-5.70	-6.00	0.73
HClO-H ₂ O(c1U'01)	-612.44866	-612.41129	-612.40410	-612.44155	-6.97	-5.03	-5.33	1.48
<i>HClO-H₂O(MP2)</i>	-	-	-	-	-	-	-	-
HClO-H ₂ O(c1U''01)	-612.44182	-612.40519	-612.39757	-612.43642	-2.68	-1.20	-1.24	4.70
<i>HClO₂(MP2)</i>	-610.18816	-610.17178	-610.16702	-610.19764	-	-	-	-
HClO ₂	-611.11090	-611.09481	-611.09004	-611.12068	-	-	-	-
<i>HClO₂-H₂O(MP2)</i>	-686.46664	-686.42488	-686.41756	-686.45463	-11.02	-8.49	-9.25	0.15
HClO ₂ -H ₂ O(c'1U11)	-687.57126	-687.53009	-687.52275	-687.55988	-9.87	-7.45	-8.21	1.17
<i>HClO₂-H₂O(MP2)</i>	-686.45729	-686.41738	-686.40891	-686.44910	-5.16	-3.78	-3.82	3.62
HClO ₂ -H ₂ O(c'1U01)	-687.56005	-687.52075	-687.51203	-687.55340	-2.83	-1.59	-1.48	5.24
<i>HClO₂-H₂O(MP2)</i>	-686.45759	-686.41714	-686.40887	-686.44959	-5.34	-3.63	-3.80	3.31
HClO ₂ -H ₂ O(c'1U10)	-687.56239	-687.52259	-687.51415	-687.55583	-4.30	-2.74	-2.81	3.71
<i>HClO₂-H₂O(MP2)</i>	-686.45686	-686.41712	-686.40847	-686.44953	-4.89	-3.62	-3.55	3.35
HClO ₂ -H ₂ O(c''1U10)	-687.56127	-687.52192	-687.51322	-687.55510	-3.60	-2.32	-2.23	4.17
<i>HClO₂-H₂O(MP2)</i>	-686.46643	-686.42462	-686.41730	-686.45435	-10.90	-8.32	-9.09	0.32
HClO ₂ -H ₂ O(c''1U11)	-687.57116	-687.52998	-687.52262	-687.55979	-9.80	-7.38	-8.13	1.22
<i>HClO₃(MP2)</i>	-685.16792	-685.14761	-685.14185	-685.17556	-	-	-	-
HClO ₃	-686.25447	-686.23468	-686.22896	-686.26246	-	-	-	-
<i>HClO₃-H₂O(MP2)</i>	-761.43748	-761.39420	-761.38432	-761.42923	-5.43	-4.40	-4.18	2.24
HClO ₃ -H ₂ O(c1U20)	-762.70492	-762.66217	-762.65230	-762.69701	-3.64	-2.56	-2.33	4.09
<i>HClO₃-H₂O(MP2)</i>	-761.44438	-761.39861	-761.39033	-761.43047	-9.76	-7.17	-7.96	1.46
HClO ₃ -H ₂ O(c1U11)	-762.71406	-762.66919	-762.66092	-762.70097	-9.38	-6.96	-7.74	1.60
<i>HClO₃-H₂O(MP2)</i>	-761.43935	-761.39526	-761.38601	-761.42847	-6.60	-5.07	-5.25	2.71
HClO ₃ -H ₂ O(c'1U'01)	-762.70444	-762.66140	-762.65175	-762.69539	-3.34	-2.08	-1.98	5.11
<i>HClO₃-H₂O(MP2)</i>	-	-	-	-	-	-	-	-
HClO ₃ -H ₂ O(c'1U'10)	-762.70421	-762.66145	-762.65159	-762.69686	-3.19	-2.10	-1.88	4.18
<i>HClO₄(MP2)</i>	-760.12789	-760.10182	-760.09586	-760.13022	-	-	-	-
HClO ₄ (Im)	-761.37488	-761.35035	-761.34483	-761.37832	-	-	-	-
HClO ₄ (lower)	-761.37538	-761.35051	-761.34434	-761.37920	-0.31*	-	-	-
<i>HClO₄-H₂O(MP2)</i>	-836.40671	-836.35574	-836.34688	-836.38876	-11.24	-9.00	-9.55	-0.82
HClO ₄ -H ₂ O(1U'c11)	-837.83628	-837.78690	-837.77781	-837.82028	-10.20	-8.14	-8.68	-0.01
<i>HClO₄-H₂O(MP2)</i>	-836.40759	-836.35641	-836.34763	-836.38932	-11.79	-9.42	-10.02	-1.17
HClO ₄ -H ₂ O(1Uc11)	-837.83693	-837.78749	-837.77835	-837.82164	-10.61	-8.51	-9.02	-0.86
<i>HClO₄-H₂O(MP2)</i>	-	-	-	-	-	-	-	-
HClO ₄ -H ₂ O(1Uc10)	-837.82204	-837.77456	-837.76395	-837.81232	-1.26	-0.40	0.02	4.98
<i>HBrO(MP2)</i>	-2648.03692	-2648.02755	-2648.02363	-2648.05194	-	-	-	-
<i>HBrO(MP2)lower</i>	-2648.13700	-2648.12430	-2648.12037	-2648.14850	-62.80*	-	-	-
HBrO	-2649.84942	-2649.84097	-2649.83699	-2649.86543	-	-	-	-
HBrO(lower)	-2649.94485	-2649.93216	-2649.92822	-2649.95636	-59.89*	-	-	-
<i>HBrO-H₂O(MP2)</i>	-2724.40604	-2724.37000	-2724.36219	-2724.40063	-5.10	-3.84	-3.78	3.20
HBrO-H ₂ O(b1U00)	-2726.39582	-2726.35974	-2726.35201	-2726.39024	-3.97	-2.61	-2.61	4.51
<i>HBrO-H₂O(MP2)</i>	-2724.41033	-2724.37308	-2724.36584	-2724.40560	-7.79	-5.77	-6.07	0.09
HBrO-H ₂ O(b1U01)	-2726.40017	-2726.36306	-2726.35586	-2726.39456	-6.70	-4.70	-5.02	1.80
<i>HBrO-H₂O(MP2)</i>	-2724.40994	-2724.37277	-2724.36549	-2724.40447	-7.55	-5.58	-5.85	0.79
HBrO-H ₂ O(b1U'01)	-2726.39995	-2726.36299	-2726.35569	-2726.39461	-6.56	-4.66	-4.92	1.77
<i>HBrO-H₂O(MP2)</i>	-2724.40489	-2724.36825	-2724.36073	-2724.40061	-4.38	-2.74	-2.87	3.22
HBrO-H ₂ O(b1U''01)	-2726.39441	-2726.35811	-2726.35043	-2726.39120	-3.08	-1.59	-1.62	3.90

<i>HBrO₂</i> (MP2)	-2723.09431	-2723.07844	-2723.07358	-2723.10547	-	-	-	-
HBrO ₂	-2725.07136	-2725.05584	-2725.05093	-2725.08295	-	-	-	-
<i>HBrO₂-H₂O</i> (MP2)	-2799.37374	-2799.33266	-2799.32519	-2799.36350	-11.62	-9.19	-9.92	-0.51
HBrO ₂ -H ₂ O(b'1U11)	-2801.53171	-2801.49118	-2801.48366	-2801.52211	-9.86	-7.48	-8.22	1.19
<i>HBrO₂-H₂O</i> (MP2)	-2799.36545	-2799.32596	-2799.31748	-2799.35823	-6.42	-4.99	-5.08	2.81
HBrO ₂ -H ₂ O(b'1U01)	-2801.52198	-2801.48315	-2801.47439	-2801.51624	-3.75	-2.44	-2.40	4.87
<i>HBrO₂-H₂O</i> (MP2)	-2799.36561	-2799.32557	-2799.31729	-2799.35880	-6.52	-4.74	-4.97	2.45
HBrO ₂ -H ₂ O(b'1U10)	-2801.52392	-2801.48463	-2801.47610	-2801.51893	-4.97	-3.37	-3.48	3.19
<i>HBrO₂-H₂O</i> (MP2)	-2799.36616	-2799.32662	-2799.31813	-2799.35913	-6.87	-5.40	-5.49	2.24
HBrO ₂ -H ₂ O(b"1U10)	-2801.52430	-2801.48501	-2801.47658	-2801.51739	-5.21	-3.61	-3.78	4.15
<i>HBrO₂-H₂O</i> (MP2)	-2799.37352	-2799.33240	-2799.32494	-2799.36323	-11.49	-9.03	-9.77	-0.33
HBrO ₂ -H ₂ O(b"1U11)	-2801.53157	-2801.49102	-2801.48349	-2801.52197	-9.77	-7.38	-8.11	1.28
<i>HBrO₃</i> (MP2)	-2798.08840	-2798.06924	-2798.06332	-2798.09796	-	-	-	-
HBrO ₃	-2800.22489	-2800.20639	-2800.20037	-2800.23525	-	-	-	-
<i>HBrO₃-H₂O</i> (MP2)	-2874.36201	-2874.31917	-2874.30960	-2874.35323	-7.96	-6.50	-6.58	1.23
HBrO ₃ -H ₂ O(b1U20)	-2876.67890	-2876.63674	-2876.62708	-2876.67091	-5.88	-4.35	-4.44	3.39
<i>HBrO₃-H₂O</i> (MP2)	-2874.36759	-2874.32295	-2874.31459	-2874.35556	-11.47	-8.87	-9.71	-0.23
HBrO ₃ -H ₂ O(b1U11)	-2876.68595	-2876.64220	-2876.63377	-2876.67480	-10.30	-7.77	-8.64	0.95
<i>HBrO₃-H₂O</i> (MP2)	-2874.36200	-2874.31879	-2874.30949	-2874.35202	-7.96	-6.26	-6.51	1.99
HBrO ₃ -H ₂ O(b'1U'11)	-2876.67767	-2876.63551	-2876.62582	-2876.67024	-5.11	-3.58	-3.65	3.81
<i>HBrO₄</i> (MP2)	-2873.04557	-2873.02238	-2873.01646	-2873.05142	-	-	-	-
<i>HBrO₄</i> (MP2)lower	-2873.04583	-2873.02242	-2873.01577	-2873.05240	-0.1624*	-	-	-
HBrO ₄	-2875.34053	-2875.31847	-2875.31148	-2875.34926	-	-	-	-
HBrO ₄ (lower)	-2875.34054	-2875.31851	-2875.31150	-2875.34930	-0.0034*	-	-	-
<i>HBrO₄-H₂O</i> (MP2)	-2949.32667	-2949.27821	-2949.26890	-2949.31227	-12.50	-10.17	-10.88	-1.66
HBrO ₄ -H ₂ O(1U'b11)	-2951.80283	-2951.75592	-2951.74638	-2951.79054	-11.08	-8.79	-9.57	-0.11
<i>HBrO₄-H₂O</i> (MP2)	-2949.32744	-2949.27875	-2949.26951	-2949.31262	-12.99	-10.51	-11.26	-1.88
HBrO ₄ -H ₂ O(1Ub11)	-2951.80313	-2951.75610	-2951.74656	-2951.79045	-11.27	-8.90	-9.68	-0.05
<i>HBrO₄-H₂O</i> (MP2)	-	-	-	-	-	-	-	-
HBrO ₄ -H ₂ O(1Ub10)	-	-	-	-	-	-	-	-
<i>HIO</i> (MP2)	-185.20818	-185.19959	-185.19564	-185.22489	-	-	-	-
<i>HIO</i> (MP2)lower	-185.30469	-185.29229	-185.28832	-185.31729	-60.56*	-	-	-
HIO	-187.17718	-187.16945	-187.16543	-187.19482	-	-	-	-
HIO(lower)	-187.26885	-187.25647	-187.25248	-187.28147	-57.52*	-	-	-
<i>HIO-H₂O</i> (MP2)	-261.57721	-261.54127	-261.53355	-261.57224	-7.29	-5.90	-5.92	1.43
HIO-H ₂ O(i1U00)	-263.72435	-263.68827	-263.68068	-263.71901	-6.82	-5.27	-5.37	2.21
<i>HIO-H₂O</i> (MP2)	-261.57697	-261.54015	-261.53279	-261.57289	-7.14	-5.20	-5.44	1.03
HIO-H ₂ O(i1U01)	-263.72299	-263.68624	-263.67893	-263.71850	-5.96	-3.99	-4.27	2.53
<i>HIO-H₂O</i> (MP2)	-261.57682	-261.54014	-261.53358	-261.57119	-7.04	-5.19	-5.93	2.09
HIO-H ₂ O(i1U'01)	-263.72284	-263.68630	-263.67885	-263.71903	-5.86	-4.03	-4.23	2.20
<i>HIO-H₂O</i> (MP2)	-261.57525	-261.53853	-261.53127	-261.57061	-6.06	-4.18	-4.49	2.46
HIO-H ₂ O(i1U"01)	-263.72052	-263.68408	-263.67670	-263.71635	-4.41	-2.64	-2.87	3.88
<i>HIO₂</i> (MP2)	-260.28542	-260.26985	-260.26492	-260.29780	-	-	-	-
HIO ₂	-262.42021	-262.40494	-262.39996	-262.43293	-	-	-	-
<i>HIO₂-H₂O</i> (MP2)	-336.56710	-336.52635	-336.51883	-336.55797	-13.04	-10.62	-11.37	-1.84
HIO ₂ -H ₂ O(i'1U11)	-338.88078	-338.84062	-338.83293	-338.87253	-10.00	-7.70	-8.37	0.92
<i>HIO₂-H₂O</i> (MP2)	-336.55992	-336.52040	-336.51209	-336.55298	-8.53	-6.88	-7.13	1.29
HIO ₂ -H ₂ O(i'1U01)	-338.87410	-338.83499	-338.82655	-338.86794	-5.80	-4.17	-4.36	3.79
<i>HIO₂-H₂O</i> (MP2)	-336.56063	-336.52069	-336.51251	-336.55431	-8.97	-7.07	-7.40	0.45
HIO ₂ -H ₂ O(i'1U10)	-338.87577	-338.83651	-338.82809	-338.87080	-6.85	-5.12	-5.33	2.00
<i>HIO₂-H₂O</i> (MP2)	-336.56240	-336.52253	-336.51445	-336.55480	-10.09	-8.22	-8.62	0.15
HIO ₂ -H ₂ O(i"1U10)	-338.87822	-338.83856	-338.83054	-338.87070	-8.39	-6.40	-6.87	2.07

<i>HIO₂-H₂O(MP2)</i>	-336.56686	-336.52608	-336.51857	-336.55768	-12.88	-10.45	-11.20	-1.66
<i>HIO₂-H₂O(i¹U11)</i>	-338.88068	-338.84052	-338.83280	-338.87246	-9.93	-7.64	-8.29	0.96
<i>HIO₃(MP2)</i>	-335.30904	-335.29070	-335.28445	-335.32090	-	-	-	-
<i>HIO₃</i>	-337.61367	-337.59580	-337.58945	-337.62628	-	-	-	-
<i>HIO₃-H₂O(MP2)</i>	-411.58734	-411.54460	-411.53516	-411.57956	-10.91	-8.99	-9.36	-0.90
<i>HIO₃-H₂O(i1U20)</i>	-414.07321	-414.03101	-414.02145	-414.06603	-9.35	-7.40	-7.76	0.83
<i>HIO₃-H₂O(MP2)</i>	-411.59080	-411.54665	-411.53827	-411.57979	-13.08	-10.28	-11.31	-1.04
<i>HIO₃-H₂O(i1U11)</i>	-414.07642	-414.03295	-414.02450	-414.06608	-11.37	-8.62	-9.67	0.79
<i>HIO₃-H₂O(MP2)</i>	-411.58629	-411.54311	-411.53402	-411.57647	-10.25	-8.05	-8.64	1.04
<i>HIO₃-H₂O(i¹U¹11)</i>	-414.07064	-414.02801	-414.01877	-414.06168	-7.74	-5.52	-6.08	3.55
<i>HIO₄(MP2)</i>	-410.27638	-410.25449	-410.24721	-410.28727	-	-	-	-
<i>HIO₄(MP2)lower</i>	-410.27643	-410.25448	-410.24729	-410.28583	-0.03*	-	-	-
<i>HIO₄</i>	-412.75468	-412.73355	-412.72706	-412.76382	-	-	-	-
<i>HIO₄(lower)</i>	-412.75486	-412.73359	-412.72631	-412.76497	-0.11*	-	-	-
<i>HIO₄-H₂O(MP2)</i>	-486.55877	-486.51160	-486.50197	-486.54731	-13.449	-11.013	-11.850	-2.663
<i>HIO₄-H₂O(1Uⁱ11)</i>	-489.21846	-489.17216	-489.16243	-489.20714	-11.894	-9.507	-10.349	-0.696
<i>HIO₄-H₂O(MP2)</i>	-486.55877	-486.51161	-486.50197	-486.54742	-13.449	-11.017	-11.850	-2.733
<i>HIO₄-H₂O(1Ui11)</i>	-489.21846	-489.17216	-489.16244	-489.20718	-11.895	-9.513	-10.351	-0.717
<i>HIO₄-H₂O(MP2)</i>	-	-	-	-	-	-	-	-
<i>HIO₄-H₂O(1Ui10)</i>	-	-	-	-	-	-	-	-

* – the energy difference in kcal/mol between the isomers.

- [1] S. Re, Y. Osamura, K. Morokuma, "" Journal of Physical Chemistry A 103(18) 3535-3547 (1999).
 [2] H. Arstila, K. Laasonen, A. Laaksonen, "" Journal of Chemical Physics 108(3) 1031 – 1039 (1998).
 [3] P. Beichert, O. Schrems, "" Journal of Physical Chemistry A 102(51) 10540 – 10544 (1998).
 [4] C.-H. Pak, H. M. Lee, J. C. Kim, D.-W. Kim, K. S. Kim, Structural Chemistry 16(3) 187 – 202 (2005).
 [5] T. Malaspina, E. E. Fileti, J. M. Riveros, S. Canuto, "" Journal of Physical Chemistry A 110(34) 10303 – 10308 (2006).

Table 2. The frequencies [cm⁻¹] for the supermolecular isomers of water-coupled Sulfurous acid H₂SO₃, using B3LYP-DFT/Aug-cc-*p*VDZ level of theory. In the parentheses are given the optimized structure labels given in Table 1 for the H₂SO₃ supermolecular isomers.

H ₂ SO ₃ (1U'11sp)	H ₂ SO ₃ (1U02sp)	H ₂ SO ₃ (1U12sp)	H ₂ SO ₃ (1U01sp)	H ₂ SO ₃ (1U00sp)	H ₂ SO ₃ (1U11sp)
49	29.(5)	37	17	18	47
163	29.(9)	155	21	27	172
194	92	196	98	39	197
343	277	399	319	154	371
409	334	429	361	314	415
476	392	474	405	379	477
795	713	738	728	727	794
1046	1074	1077	1075	1077	1050
1133	1098	1157	1095	1092	1136
3639	3700	3582	3700	3698	3622
3707	3785	3627	3749	3788	3701
3868	3885	3871	3882	3896	3860

Figure 1. The system configurations for optimized geometries (B3LYP/aug-cc-pVDZ). The label under each (super)molecular structure corresponds to that in the first column of Table 1.

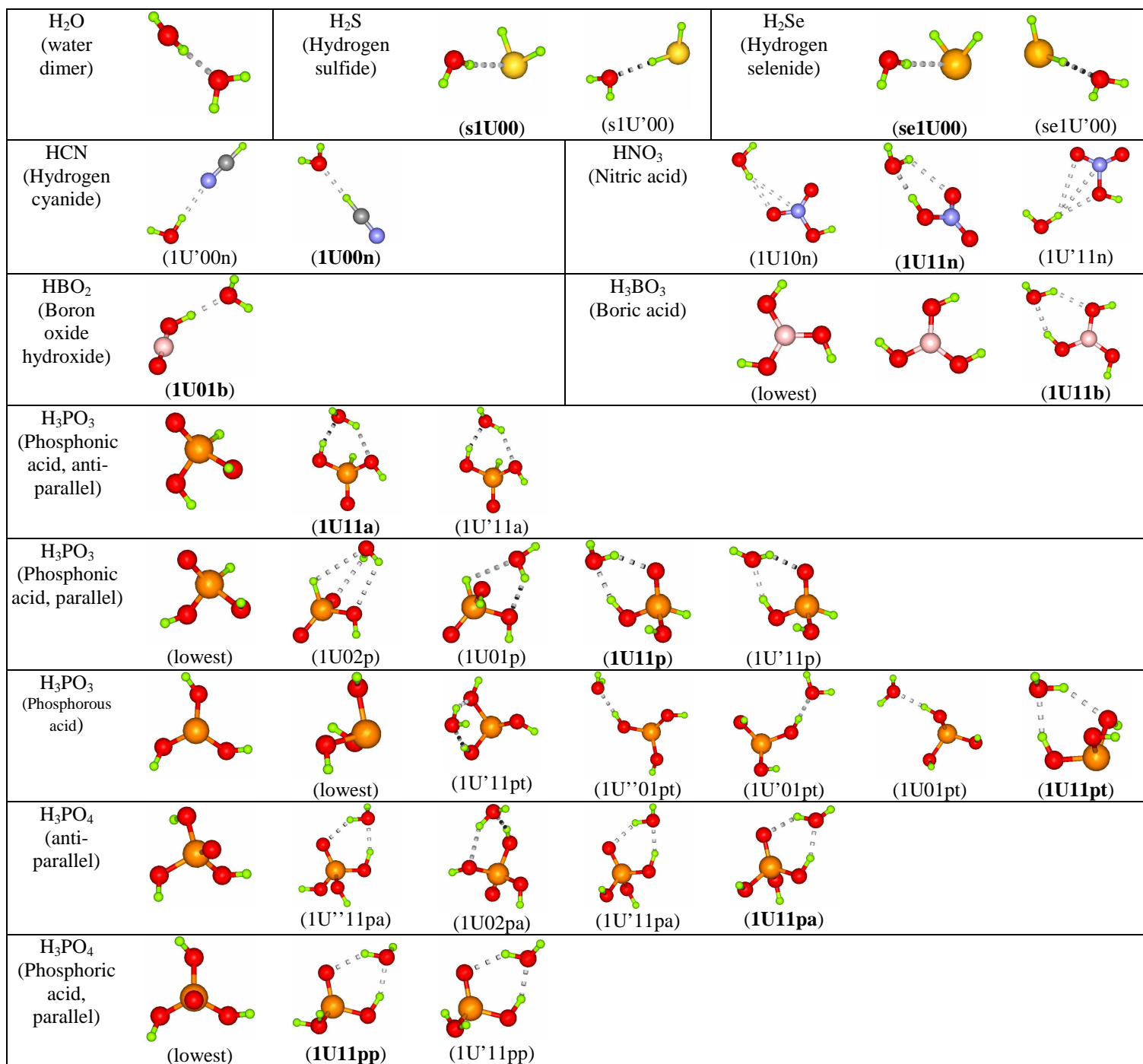


Figure 1. (continue) The system configurations for optimized geometries (B3LYP/aug-cc-pVDZ). The label under each (super)molecular structure corresponds to that in the first column of Table 1.

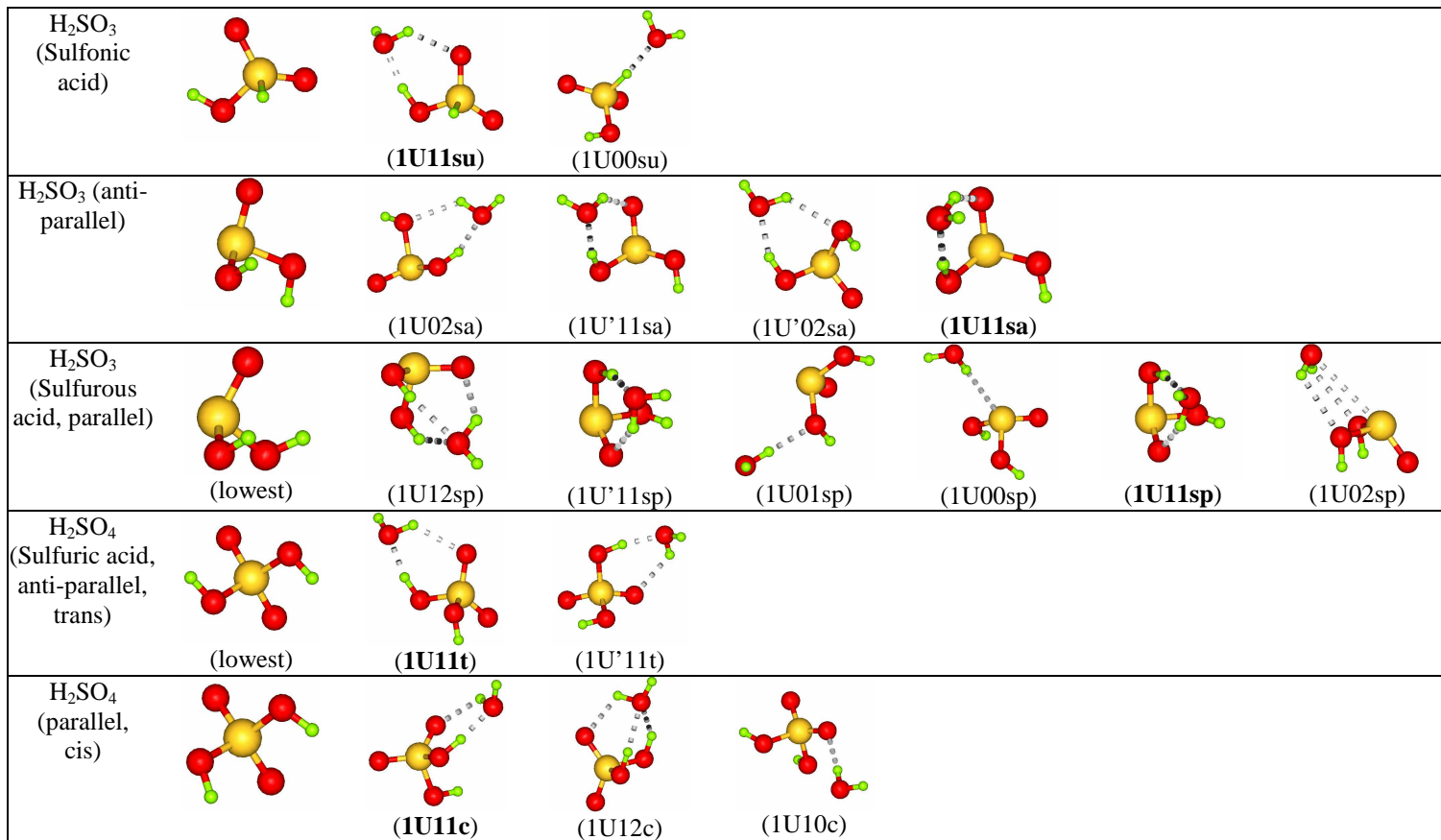


Figure2. The system configurations for optimized geometries (B3LYP/aug-cc-pVDZ). The CRENLB ECP effective core potential was used for the heavy iodine atom. The label under each (super)molecular structure corresponds to that in the first column of Table 1.

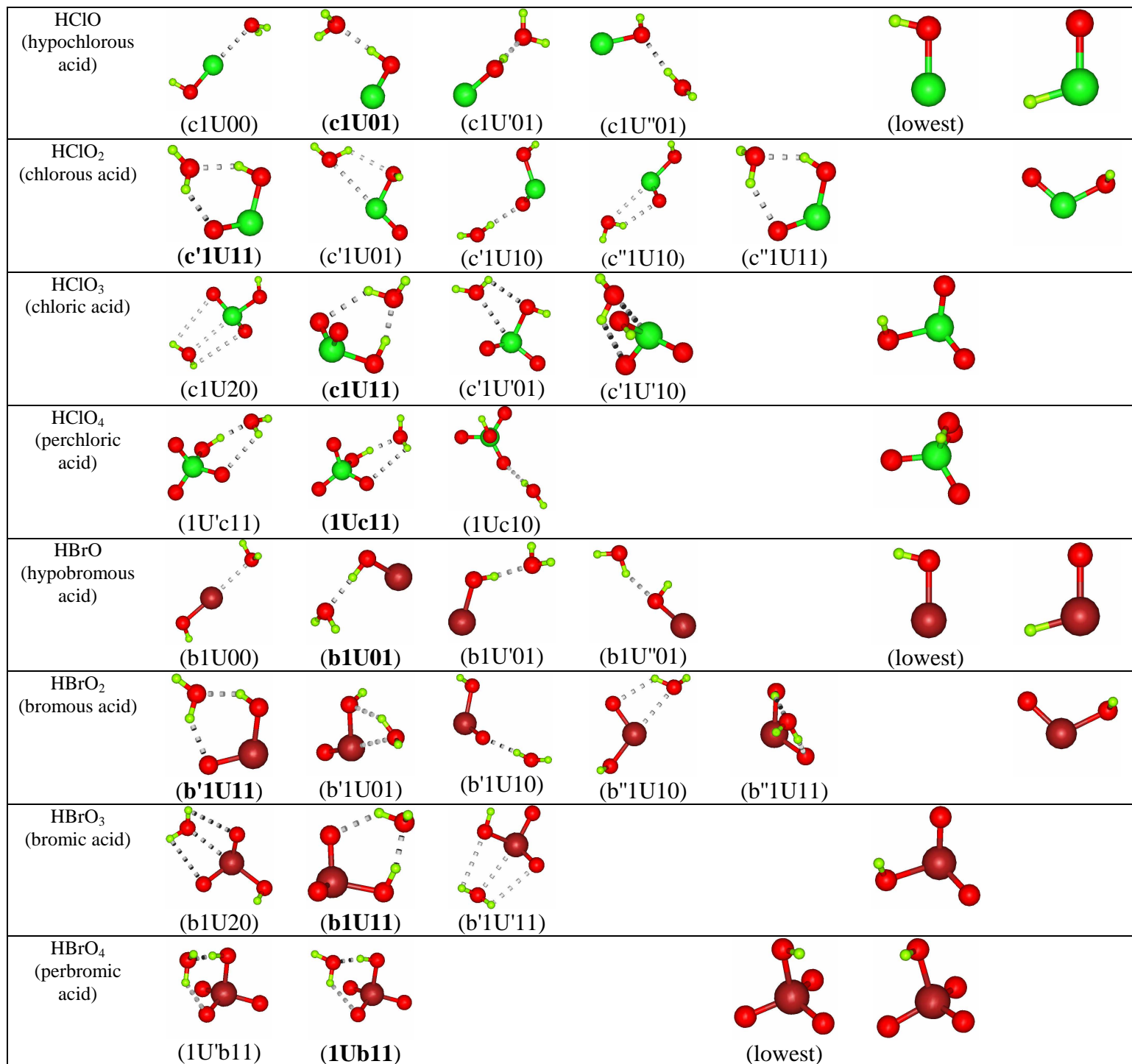


Figure2. (continue) The system configurations for optimized geometries (B3LYP/aug-cc-pVDZ). The CRENLB ECP effective core potential was used for the heavy iodine atom. The label under each (super)molecular structure corresponds to that in the first column of Table 1.

