

Comparative study of ordered and disordered $Y_{1-x}Sr_xCoO_{3-\delta}$

S. Fukushima,* T. Sato, D. Akahoshi, and H. Kuwahara
 Department of Physics, Sophia University
 Chiyoda-ku, Tokyo 102-8554, JAPAN

We have succeeded in preparing A -site ordered- and disordered- $Y_{1/4}Sr_{3/4}CoO_{3-\delta}$ with various oxygen deficiencies δ , and have made comparative study of their structural and physical properties. In the A -site ordered structure, oxygen vacancies order, and $\delta = 0.34$ sample shows a weak ferromagnetic transition beyond 300 K. On the other hand, in the A -site disordered structure, no oxygen vacancy ordering is observed, and $\delta = 0.16$ sample shows a ferromagnetic metallic transition around 150 K. A -site disordering destroys the orderings of oxygen-vacancies and orbitals, leading to the strong modification of the electronic phases.

PACS numbers: 75.30.-m

Cobalt oxides with perovskite-based structure exhibit many attracting phenomena such as ferromagnetism, metal-insulator transition, and spin-state transition. These phenomena are caused by the various spin states of Co ion such as low-spin (LS), intermediate-spin (IS), and high-spin (HS) states. $La_{1-x}Sr_xCoO_3$ is the most typical example: The ground state of $x = 0$ compound is a nonmagnetic insulator with LS state of Co^{3+} . [1, 2] With increase of Sr content x , a ferromagnetic metallic state emerges in $x \geq 0.18$, which is driven by the double-exchange interaction between Co^{4+} in LS state and Co^{3+} in IS state. [3, 4]

Among many perovskite cobaltites, $Y_{1-x}Sr_xCoO_{3-\delta}$ attracts our interest, because of its characteristic structural features and high magnetic-transition temperatures. A -site ordered- $Y_{1-x}Sr_xCoO_{3-\delta}$ has been first reported by Withers *et al.* [5] and Istomin *et al.* [6] This compound has large oxygen deficiency δ . The structure of ordered- $Y_{1/4}Sr_{3/4}CoO_{2.66}$ can be regarded as the alternate stacking of AO and $CoO_{1.7}$ sheets, where A -site cations and oxygen vacancies concomitantly order as shown in Fig. 1(a). $Y_{1/4}Sr_{3/4}O$ sheet stacks along the c -axis with translation $\langle 1/2, 1/2, 0 \rangle$. $CoO_{1.3}$ and CoO_2 sheets alternately stack along the c -axis with translation $\langle 1/2, 1/2, 0 \rangle$ to form the four times periodicity. For $0.75 \leq x \leq 0.8$, A -site ordered- $Y_{1-x}Sr_xCoO_{3-\delta}$ undergoes a weak ferromagnetic transition at 335 K. [7] Ishiwata *et al.* propose that the weak ferromagnetism is related to the orbital ordering. [8] In addition, the physical properties are sensitive to the variation of oxygen deficiency δ . For example, in $x = 0.33$, the ground state is transformed from an antiferromagnetic insulator to a ferromagnetic metal with a slight decrease of δ . [9]

The high magnetic transition temperature is due to the A -site ordered structure free from chemical disorder. The A -site arrangement in perovskite-based oxides plays an important role in determining their physical properties. [10] In A -site ordered- $R_{1/2}Ba_{1/2}MnO_3$ (R = rare earth ion), ferromagnetic or charge-ordering transi-

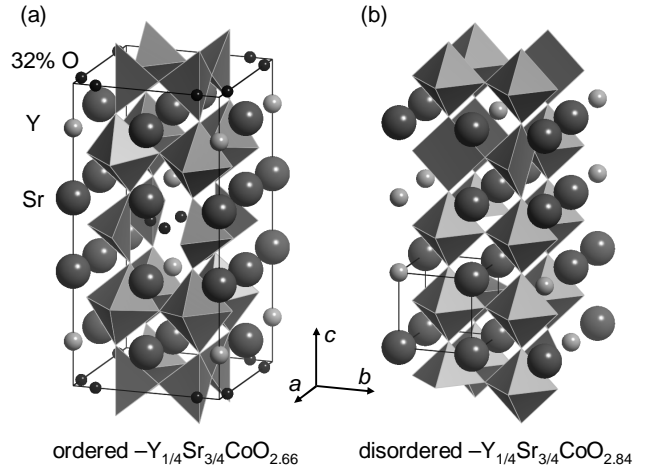


FIG. 1: Schematic structure of (a) A -site ordered- $Y_{1/4}Sr_{3/4}CoO_{2.66}$ and (b) disordered- $Y_{1/4}Sr_{3/4}CoO_{2.84}$. Small dark spheres in (a) represent oxygen site 30 % occupied. The ordered- $Y_{1/4}Sr_{3/4}CoO_{2.66}$ has CoO_2 layers at $z = 1/4$ and $3/4$, and $CoO_{1.3}$ layers at $z = 0$ and $1/2$ with translation $\langle 1/2, 1/2, 0 \rangle$. In disordered- $Y_{1/4}Sr_{3/4}CoO_{2.84}$, Y^{3+} and Sr^{2+} occupy A -site at random, and oxygen vacancies are randomly distributed.

tions exceed room temperature, and a bicritical feature can be seen in the phase diagram. The random potential arising from A -site disordering suppresses long-range orders, and gives rise to the colossal magnetoresistive state near the bicritical region. In the cobalt oxide system just like the manganese oxide system, the A -site arrangement probably affects the physical properties through Co spin state and orbital arrangement. However, there are few reports on randomness effect of A -site ions in the cobalt oxides. [11] In this study, we prepared A -site ordered- and disordered- $Y_{1/4}Sr_{3/4}CoO_{3-\delta}$ with various δ and have made a comparative study of them in order to investigate the A -site randomness effect on their structural and physical properties.

A -site ordered- and disordered- $Y_{1/4}Sr_{3/4}CoO_{3-\delta}$ were prepared in a polycrystalline form by solid state reaction. Mixed powders of Y_2O_3 , $SrCO_3$, and CoO were

*Electronic address: fukush-s@sophia.ac.jp

heated at 1073 K in air with a few intermediate grindings, and sintered at 1423 K in air. Then the sample was annealed at 1173 K in Ar atmosphere. The resulting product has *A*-site ordered form. On the other hand, *A*-site disordered form is obtained by quenching the sample from 1473 to 77 K. We prepared ordered- and disordered- $\text{Y}_{1/4}\text{Sr}_{3/4}\text{CoO}_{3-\delta}$ with various δ through different annealing conditions. The detailed conditions will be described elsewhere. The values of δ were determined through iodometric titration with an accuracy of ± 0.01 . The crystallographic analysis of the obtained samples was performed by X-ray-diffraction (XRD) method at room temperature. The resistivity was measured by a standard four-probe method from 5 to 350 K. The magnetic properties were measured using a Quantum Design, Physical Property Measurement System (PPMS) from 5 to 350 K.

From the XRD measurements, we confirmed that $\text{Y}_{1/4}\text{Sr}_{3/4}\text{CoO}_{2.66}$ annealed in Ar has the *A*-site ordered structure as shown in Fig. 1(a). *A*-site ordered- $\text{Y}_{1/4}\text{Sr}_{3/4}\text{CoO}_{3-\delta}$ with $\delta = 0.44$ and 0.30 have the similar *A*-site ordered structure as that of $\delta = 0.34$ sample, but the arrangement of oxygen vacancies are different from each other. On the other hand, quenched $\text{Y}_{1/4}\text{Sr}_{3/4}\text{CoO}_{3-\delta}$ ($0.15 \leq \delta \leq 0.27$) samples have a simple cubic perovskite structure. Bragg peaks arising from *A*-site and/or oxygen-vacancy orderings are not observed, indicating that Y^{3+} and Sr^{2+} randomly occupy *A*-site, and that oxygen vacancies are randomly distributed as shown in Fig. 1(b). These results indicate that *A*-site disordering makes the oxygen-vacancy order destabilized. The detailed results of the structural properties will be published elsewhere.

Figure 2(a) shows the temperature dependence of the magnetization (M - T) of *A*-site ordered- $\text{Y}_{1/4}\text{Sr}_{3/4}\text{CoO}_{3-\delta}$. The magnetization of $\delta = 0.34$ shows an abrupt increase below 330 K. The onset of the magnetization corresponds to the weak ferromagnetic transition. The magnetic field dependence of the magnetization (M - H) shows a ferromagnetic behavior at 300 K, but the magnetization remains unsaturated even at 80 kOe ($M = 0.19 \mu_{\text{B}}/\text{Co}$). This magnetic behavior is consistent with that reported by Kobayashi *et al.*[7]. On the basis of structural refinement, they propose two models for the magnetic order. One is a canted antiferromagnetic state, and the other is a ferrimagnetic state due to the antiferromagnetic coupling between the HS and IS states of Co^{3+} . [8] Slight increase or decrease of δ from 0.34 suppresses the weak ferromagnetic phase around 325 K. The magnetization of $\delta = 0.30$ gradually increases below 250 K, and shows weak ferromagnetic behavior at low temperatures. On the other hand, $\delta = 0.44$ shows a magnetic transition around 230 K. The magnetization of $\delta = 0.44$ sample linearly depends on applied magnetic fields at 5 K, while the M - H curves of $\delta = 0.34$ and 0.30 indicate that they have ferromagnetic components. With decrease of δ from 0.44, that is, with increase of Co valence, the ferromagnetic component tends to increase at

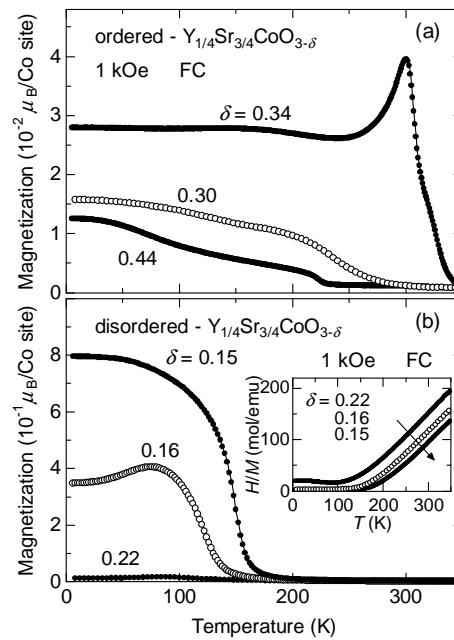


FIG. 2: Temperature dependence of the magnetization of (a) *A*-site ordered- $\text{Y}_{1/4}\text{Sr}_{3/4}\text{CoO}_{3-\delta}$ ($\delta = 0.30, 0.34,$ and 0.44) and (b) disordered- $\text{Y}_{1/4}\text{Sr}_{3/4}\text{CoO}_{3-\delta}$ ($\delta = 0.15, 0.16,$ and 0.22). The inset shows the inverse susceptibility of *A*-site disordered- $\text{Y}_{1/4}\text{Sr}_{3/4}\text{CoO}_{3-\delta}$.

low temperatures. The magnetization of $\delta = 0.44, 0.34,$ and 0.30 at 80 kOe are $0.127, 0.132,$ and $0.23 \mu_{\text{B}}/\text{Co}$, respectively.

Figure 2(b) shows the M - T curves of *A*-site disordered- $\text{Y}_{1/4}\text{Sr}_{3/4}\text{CoO}_{3-\delta}$. The magnetization of $\delta = 0.15$ exhibits an abrupt jump around 150 K. The M - H curve of $\delta = 0.15$ shows the typical ferromagnetic hysteresis below 150 K, in contrast to that of ordered- $\text{Y}_{1/4}\text{Sr}_{3/4}\text{CoO}_{2.66}$. The saturation magnetization of $\delta = 0.15$ at 5 K is $1.2 \mu_{\text{B}}/\text{Co}$. With increase of δ , the ferromagnetic phase is drastically suppressed. The magnetic transition temperatures of *A*-site disordered- $\text{Y}_{1/4}\text{Sr}_{3/4}\text{CoO}_{3-\delta}$ are much lower than those of *A*-site ordered- $\text{Y}_{1/4}\text{Sr}_{3/4}\text{CoO}_{3-\delta}$. As shown in the inset of Fig. 2(b), the temperature dependence of inverse susceptibility (H/M - T) of disordered- $\text{Y}_{1/4}\text{Sr}_{3/4}\text{CoO}_{3-\delta}$ ($\delta = 0.15, 0.16,$ and 0.22) obeys Curie-Weiss law above 250 K with Weiss temperatures $\theta = 190.3, 169.1,$ and 134.1 K, and effective moments estimated from the observed slopes in this region are $P_{\text{eff}} = 3.06, 3.02,$ and $3.00 \mu_{\text{B}}/\text{Co}$, respectively. This result indicates that magnetic interaction among Co-spins is ferromagnetic for disordered- $\text{Y}_{1/4}\text{Sr}_{3/4}\text{CoO}_{3-\delta}$ with $\delta = 0.15$ to 0.22 .

Figure 3(a) shows the temperature dependence of the resistivity (ρ - T) of *A*-site ordered- $\text{Y}_{1/4}\text{Sr}_{3/4}\text{CoO}_{3-\delta}$. The resistivities of all the samples show semiconducting or insulating behavior. With decrease of δ , the resistivity abruptly drops over the whole temperatures. Taking into account the results of the M - T curves, this implies

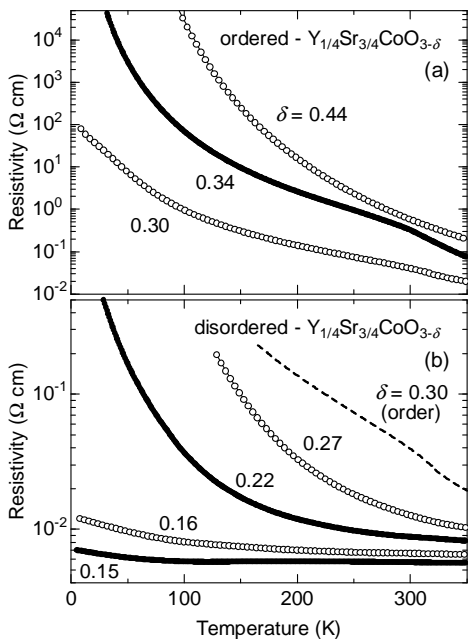


FIG. 3: Temperature dependence of the resistivity of (a) A -site ordered- $Y_{1/4}Sr_{3/4}CoO_{3-\delta}$ ($\delta = 0.30, 0.34,$ and 0.44) and (b) disordered- $Y_{1/4}Sr_{3/4}CoO_{3-\delta}$ ($\delta = 0.15, 0.16, 0.22,$ and 0.27). The resistivity of ordered- $Y_{1/4}Sr_{3/4}CoO_{2.70}$ is also shown (broken line) for comparison.

the increase of ferromagnetic metallic components except for $\delta = 0.34$ having large ferromagnetic component. $\delta = 0.34$ shows a clear kink around 300 K, which corresponds to the enhanced weak ferromagnetic transition. Figure 3(b) shows the ρ - T curves of A -site disordered- $Y_{1/4}Sr_{3/4}CoO_{3-\delta}$. $\delta = 0.27$ shows insulating behavior. With decrease of δ , the resistivity is steeply decreased similar to the case of A -site ordered- $Y_{1/4}Sr_{3/4}CoO_{3-\delta}$, and $\delta = 0.15$ sample shows almost metallic behavior.

Then, we will discuss the effect of A -site disordering on the structural properties of $Y_{1/4}Sr_{3/4}CoO_{3-\delta}$. In the A -site ordered structure ($0.30 \leq \delta \leq 0.44$), the periodic-potential and lattice-distortion associated with Y/Sr ordering are likely to stabilize the oxygen-vacancy order and orbital order. In contrast, in A -

site disordered- $Y_{1/4}Sr_{3/4}CoO_{3-\delta}$ ($0.15 \leq \delta \leq 0.27$), the random-potential and lattice-distortion due to Y/Sr disordering destroy the oxygen-vacancy order.

Such randomness strongly affects the physical properties as well as the structural properties. As shown in Fig. 2, the magnetic transition temperatures of A -site disordered- $Y_{1/4}Sr_{3/4}CoO_{3-\delta}$ are much lower than those of ordered- $Y_{1/4}Sr_{3/4}CoO_{3-\delta}$. Furthermore, a deviation of δ from 0.34 as well as A -site disordering has much effect on the magnetic structure. In A -site ordered- $Y_{1/4}Sr_{3/4}CoO_{3-\delta}$, $\delta = 0.34$ shows the highest magnetic transition temperature (the weak ferromagnetic transition at 330 K). As described above, the oxygen-vacancy ordering pattern near $\delta = 0.34$ may be essential for the weak ferromagnetism. The relation between the arrangement of oxygen-vacancy and the magnetic structure is now under investigation. The magnetic and transport properties of A -site disordered- $Y_{1/4}Sr_{3/4}CoO_{3-\delta}$ resemble those of $La_{1-x}Sr_xCoO_3$.^[3] In $La_{1-x}Sr_xCoO_3$, the magnetization and the magnetic transition temperature increase continuously with increasing Sr content x or Co valence, and the ferromagnetic metallic state is dominant for $x \geq 0.18$. The ferromagnetic metallic state of A -site disordered- $Y_{1/4}Sr_{3/4}CoO_{3-\delta}$ is likely to be attributed to double-exchange interaction just like the case of $La_{1-x}Sr_xCoO_3$.^[3]

In summary, we have prepared A -site ordered- and disordered- $Y_{1/4}Sr_{3/4}CoO_{3-\delta}$, and have investigated their structural and physical properties. Oxygen vacancy orders in the A -site ordered structure, but not in the A -site disordered structure. A -site disordered- $Y_{1/4}Sr_{3/4}CoO_{3-\delta}$ exhibits the magnetic transition below 150 K, which is quite lower than those of ordered- $Y_{1/4}Sr_{3/4}CoO_{3-\delta}$. The A -site randomness suppresses magnetic order in cobalt oxide $Y_{1/4}Sr_{3/4}CoO_{3-\delta}$ as reported in manganese oxide $R_{1/2}Ba_{1/2}MnO_3$.^[10]

This work was supported by Iketani Science and Technology Foundation, the Matsuda Foundation, the Asahi Glass Foundation, and by Grant-in-Aid for Scientific Research on Priority Areas (No.451) from the Ministry of Education, Culture, Sports, Science and Technology (MEXT), Japan.

-
- [1] M. A. Senaris-Rodriguez and J. B. Goodenough, *J. Solid State Chem.* **116**, 224 (1995).
 [2] K. Asai, A. Yoneda, O. Yokokura, J. M. Tranquada, G. Shirane, and K. Kohn, *J. Phys. Soc. Jpn.* **67**, 290 (1998).
 [3] M. Itoh, I. Natori, S. Kubota, and K. Motoya, *J. Phys. Soc. Jpn.* **63**, 1486 (1994).
 [4] M. A. Senaris-Rodriguez and J. B. Goodenough, *J. Solid State Chem.* **118**, 323 (1995).
 [5] R. L. Withers, M. James, and D. J. Goossens, *J. Solid State Chem.* **174**, 198 (2003).
 [6] S. Ya. Istomin, J. Grins, G. Svensson, O. A. Drozhzhin, V. L. Kozhevnikov, E.V. Antipov, and J. P. Attfield, *Chem. Mater.* **15**, 4012 (2003).
 [7] W. Kobayashi, S. Ishiwata, I. Terasaki, M. Takano, I. Grigoraviciute, H. Yamauchi, and M. Karppinen, *Phys. Rev. B* **72**, 104408 (2005).
 [8] S. Ishiwata, W. Kobayashi, I. Terasaki, K. Kato, and M. Takata, *Phys. Rev. B* **75**, 220406(R) (2007).
 [9] A. Maignan, S.Hébert, V. Caignaert, V. Pralong, and D. Pelloquin, *J. Solid State Chem.* **178**, 868 (2005).
 [10] D. Akahoshi, M. Uchida, Y. Tomioka, T. Arima, Y. Matsui, and Y. Tokura, *Phys. Rev. Lett.* **90**, 177203 (2003).
 [11] T. Nakajima, M. Ichihara, and Y. Ueda, *J. Phys. Soc. Jpn.* **74**, 1572 (2005).