

# Renormalization of the dephasing by zero point fluctuations

Swarnali Bandopadhyay<sup>1,2</sup> and Doron Cohen<sup>1</sup>

*Department of Physics, Ben-Gurion University, Beer-Sheva 84105, Israel*

*Max Planck Institute for the Physics of Complex Systems, Nöthnitzer Str. 38, 01187 Dresden, Germany*

We study the role of zero-point-fluctuations (ZPF) in dephasing at low temperature. Unlike the Caldeira-Leggett model where the interaction is with an homogeneous fluctuating field of force, here we consider the effect of short range scattering by localized bath modes. We find that in presence of ZPF the inelastic cross-section gets renormalized. Thus indirectly ZPF might contribute to the dephasing at low temperature.

## I. INTRODUCTION

The coherent motion of a quantum mechanical particle in a fluctuating environment is endangered by decoherence due to inelastic scattering events. The temperature dependence of the resulting “dephasing” effect has been worked out in numerous studies<sup>1,2,3</sup>. During the last decade a controversy has emerged in the mesoscopic literature regarding the role of zero-point-fluctuations (ZPF) in the theory of low temperature dephasing. The controversy was sparked by the experiment of Ref.<sup>4</sup> where a saturation of the dephasing rate in the limit of zero temperature has been reported, and consequently ZPF induced dephasing has been suggested as an explanation<sup>5</sup> and debated<sup>6,7,8,9</sup>.

Possibly one can insist that ZPF lead to “ $T = 0$ ” dephasing for a Brownian particle that interacts with an Ohmic Caldeira-Leggett (CL) bath<sup>10</sup> where the fluctuations of the environment consist of long wavelength ( $q = 0$ ) modes. However<sup>11,12</sup>, in metallic environment the effective fluctuations are characterize by a finite correlation distance, and hence consist of modes with wavenumbers  $q$  that range up to the Fermi momentum. It was largely accepted<sup>7,9</sup> that if the interactions are short range, such that the fluctuations are characterize by a finite correlation distance, then the effect of the ZPF would be to renormalize the scattering cross-section and the mass of the particle. It turns out that in the cases of physical interest, and in particular for the prototype model of Refs.<sup>14,15</sup>, this renormalization effect is non-diverging in the zero temperature limit: both mass renormalization<sup>16</sup> and dephasing<sup>17</sup> for a single particle in the presence of a dirty metal environment have been studied. Essentially the same formulation as in Refs.<sup>9,17</sup> arise also in the more complicated many body treatment of the dephasing problem<sup>13</sup>.

Though no diverging in problems of physical interest, still the renormalization effect due to ZPF might be significant in the actual analysis. It is therefore desired to have at least one exactly solvable model for dephasing due to short range scattering with environmental modes, that can be contrasted with the opposite CL limit where all the mode have  $q = 0$ . The objective of the present paper is to present such a model: In the proposed model (see Fig. 1) the environment consists of infinitely many localized fluctuating modes with (say) Ohmic spectral

function, while the interaction is short range and described by  $\delta(x)$  as in “s-scattering”. This should be contrasted with the long range interaction of the CL model which is linear in  $x$ .

The outline of this paper is as follows: In Section 2 we define a model for a localized bath that induces both *zero point fluctuations* (ZPF) and *thermal fluctuations* (TRF). In Sections 3-4 explicit expression for its scattering matrix are derived following<sup>18</sup>. In Section 5-6 low temperatures are considered, where the TRF are treated as a small perturbation. The example and the numerical analysis in Sections 7-8 establish that for weak TRF the effect of the ZPF background can be taken into account by defining a renormalized intensity of the TRF. Thus we conclude in Section 9 that the ZPF renormalize not only the elastic scattering but also the inelastic scattering. Accordingly ZPF may contribute to the dephasing at low temperatures, though not directly.

## II. THE MODEL

The Hamiltonian of the particle plus the local bath is

$$\mathcal{H} = \frac{p^2}{2m} + \delta(x) \sum_{\alpha} c_{\alpha} Q_{\alpha} + \sum_{\alpha} \hat{n}_{\alpha} \omega_{\alpha} \quad (1)$$

The reader might assume that  $n_{\alpha} = 0, 1, 2, 3, \dots$  indicate the state of the  $\alpha$  oscillator, but this is not assumed in the derivation below. Optionally  $n_{\alpha} = 0, 1$  can indicate the state of a two level (“spin”) entity, as in our numerics. From now on we use the notation

$$\hat{Q} = \sum_{\alpha} c_{\alpha} Q_{\alpha} \quad (2)$$

Assuming an incident particle with kinetic energy  $\epsilon_k$  we divide the oscillators into two groups: those with  $\omega_{\alpha} < \epsilon_k$  and those with  $\omega_{\alpha} > \epsilon_k$  respectively. We further assume low temperatures such that all the oscillators in the latter group are in the ground state. Note that the particle has enough energy to induce real (non-virtual) excitation of any of the TRF oscillators. Hence we can write schematically:

$$\hat{Q} = c_s + \sum_{\alpha \in \text{ZPF}} c_{\alpha} Q_{\alpha} + \sum_{\alpha \in \text{TRF}} c_{\alpha} Q_{\alpha} \quad (3)$$

where  $c_s$  represents a static scatterer. The particle is affected by the fluctuations of  $Q$ . Assuming that the bath is prepared in the state  $n = m$  the fluctuations are characterized by the non-symmetrized power spectrum

$$\tilde{S}(\omega) = \overline{\sum_{n(\neq m)} |Q_{nm}|^2 2\pi\delta(\omega - (E_n - E_m))} \quad (4)$$

In the next section we show how the ZPF oscillators can be eliminated, such that the interaction is characterized by a dressed interaction matrix  $\mathcal{Q}$ . Accordingly we define the effective power spectrum as

$$\tilde{S}_{\text{eff}}(\omega) = \overline{\sum_{n(\neq m)} |\mathcal{Q}_{nm}|^2 2\pi\delta(\omega - (E_n - E_m))} \quad (5)$$

and the *effective* “size” of the elastic scatterer as

$$c_{\text{eff}} = \mathcal{Q}_{m,m} \quad (6)$$

In the following sections we explain how to define  $\mathcal{Q}$  and how to make the exact calculation of the elastic scattering amplitude  $\mathcal{T}$ , and of the inelastic scattering cross section  $p_{\text{inelastic}}$  (see Fig. 1). Then we discuss whether the results can be deduced from the effective values of  $c_{\text{eff}}$  and  $\tilde{S}_{\text{eff}}(\omega)$ .

### III. THE SCATTERING STATES

Outside of the scattering region the total energy of the system (particle plus bath) is

$$\mathcal{E} = \epsilon_k + E_n = \epsilon_k + \sum_{\alpha} n_{\alpha}\omega_{\alpha} \quad (7)$$

We look for scattering states that satisfy the equation

$$\mathcal{H}|\Psi\rangle = \mathcal{E}|\Psi\rangle$$

Open (propagating) channels are those for which  $\epsilon_k > 0$  after scattering. Otherwise the channels are closed (evanescent). The channels are labeled as

$$\begin{aligned} \mathbf{n} &= (n_0, n) = (n_0, n_{\text{ZPF}}, n_{\text{TRF}}) \\ &= (n_0, n_1, n_2, n_3, \dots, n_{\alpha}, \dots) \end{aligned} \quad (8)$$

where  $n_0 = \text{L,R}$  for left/right, and  $n_{\text{ZPF}}, n_{\text{TRF}}$  are collective indexes for the two group of scatterers. We define

$$k_n = \sqrt{2m(\mathcal{E} - E_n)} \quad \text{for } n \in \text{open} \quad (9)$$

$$\alpha_n = \sqrt{-2m(\mathcal{E} - E_n)} \quad \text{for } n \in \text{closed} \quad (10)$$

later we use the notations

$$v_n = k_n/m \quad (11)$$

$$u_n = \alpha_n/m \quad (12)$$

and define diagonal matrices  $\mathbf{v} = \text{diag}\{v_n\}$  and  $\mathbf{u} = \text{diag}\{u_n\}$ . The channel radial functions are written as

$$R(r) = A_n e^{-ik_n r} + B_n e^{ik_n r} \quad n \in \text{open} \quad (13)$$

$$R(r) = C_n e^{-\alpha_n r} \quad n \in \text{closed} \quad (14)$$

where  $r = |x|$ . The wavefunction can be written as

$$\Psi(r, n_0, Q) = \sum_n R_{n_0, n}(r) \chi^n(Q) \quad (15)$$

The matching equations are

$$\Psi(0, \text{right}, Q) - \Psi(0, \text{left}, Q) = 0 \quad (16)$$

$$\frac{1}{2m} [\Psi'(0, \text{right}, Q) + \Psi'(0, \text{left}, Q)] = \hat{Q}\Psi(0, Q) \quad (17)$$

The operator  $\hat{Q}$  is represented by the matrix  $Q_{nm}$  that has the block structure

$$Q_{nm} = \begin{pmatrix} Q_{vv} & Q_{vu} \\ Q_{uv} & Q_{uu} \end{pmatrix} \quad (18)$$

The matching conditions lead to the following set of matrix equations

$$\begin{aligned} A_R + B_R &= A_L + B_L \\ C_R &= C_L \\ -iv(A_R - B_R + A_L - B_L) &= 2Q_{vv}(A_L + B_L) + 2Q_{vu}C_L \\ -u(C_R + C_L) &= 2Q_{uv}(A_L + B_L) + 2Q_{uu}C_L \end{aligned}$$

From here we get the matching equations that relate the ingoing and the outgoing amplitudes:

$$A_R + B_R = A_L + B_L \quad (19)$$

$$A_R - B_R + A_L - B_L = i2(\mathbf{v})^{-1}\mathcal{Q}(A_L + B_L) \quad (20)$$

where the dressed interaction matrix is defined as

$$\mathcal{Q} = Q_{vv} - Q_{vu} \frac{1}{(\mathbf{u} + Q_{uu})} Q_{uv} \quad (21)$$

In the next section we deduce the  $\mathbf{S}$  matrix from the above set of equations, and obtain explicit expressions for the elastic scattering amplitude and for the inelastic cross section.

### IV. THE S MATRIX

The unitary description of the scattering in terms of ingoing and out going probability currents requires to define the normalized ingoing and the outgoing amplitudes as  $\tilde{A}_n = \sqrt{v_n}A_n$  and  $\tilde{B}_n = \sqrt{v_n}B_n$ . Consequently we defined a re-scaled version of the  $Q_{nm}$  matrix as follows:

$$M_{nm} = \begin{pmatrix} M_{vv} & M_{vu} \\ M_{uv} & M_{uu} \end{pmatrix} = \begin{pmatrix} \frac{1}{\sqrt{v}}Q_{vv}\frac{1}{\sqrt{v}} & \frac{1}{\sqrt{v}}Q_{vu}\frac{1}{\sqrt{u}} \\ \frac{1}{\sqrt{u}}Q_{uv}\frac{1}{\sqrt{v}} & \frac{1}{\sqrt{u}}Q_{uu}\frac{1}{\sqrt{u}} \end{pmatrix} \quad (22)$$

We also define a corresponding reduced matrix

$$\mathcal{M} = \frac{1}{\sqrt{v}} \mathcal{Q} \frac{1}{\sqrt{v}} = M_{vv} - M_{vu} \frac{1}{1 + M_{uu}} M_{uv} \quad (23)$$

Using these notations the set of matching conditions can be expressed using a transfer matrix as follows:

$$\begin{pmatrix} \tilde{B}_R \\ \tilde{A}_R \end{pmatrix} = \mathbf{T} \begin{pmatrix} \tilde{A}_L \\ \tilde{B}_L \end{pmatrix} \quad (24)$$

The transfer  $2N \times 2N$  matrix can be written in block form as follows:

$$\mathbf{T} = \begin{pmatrix} \mathbf{T}_{++} & \mathbf{T}_{+-} \\ \mathbf{T}_{-+} & \mathbf{T}_{--} \end{pmatrix} = \begin{pmatrix} 1 - i\mathcal{M} & -i\mathcal{M} \\ i\mathcal{M} & 1 + i\mathcal{M} \end{pmatrix} \quad (25)$$

The  $\mathbf{S}$  matrix is defined via

$$\begin{pmatrix} \tilde{B}_L \\ \tilde{B}_R \end{pmatrix} = \mathbf{S} \begin{pmatrix} \tilde{A}_L \\ \tilde{A}_R \end{pmatrix} \quad (26)$$

and can be written in block form as

$$\mathbf{S}_{n,m} = \begin{pmatrix} \mathbf{S}_R & \mathbf{S}_T \\ \mathbf{S}_T & \mathbf{S}_R \end{pmatrix} \quad (27)$$

A straightforward elimination gives

$$\mathbf{S} = \begin{pmatrix} & -\mathbf{T}_{-+}^{-1} \mathbf{T}_{-+} & & \mathbf{T}_{-+}^{-1} \\ \mathbf{T}_{++} & -\mathbf{T}_{-+} \mathbf{T}_{-+}^{-1} \mathbf{T}_{-+} & & \mathbf{T}_{-+}^{-1} \end{pmatrix} \quad (28)$$

Now we can write expressions for  $\mathbf{S}_R$  and for  $\mathbf{S}_T$  using the  $\mathcal{M}$  matrix.

$$\mathbf{S}_T = \frac{1}{1 + i\mathcal{M}} = 1 - i\mathcal{M} - \mathcal{M}^2 + i\mathcal{M}^3 + \dots \quad (29)$$

$$\mathbf{S}_R = \mathbf{S}_T - \mathbf{1} \quad (30)$$

The elastic forward scattering amplitude is

$$\mathcal{T} = [\mathbf{S}_T]_{m,m} = \left[ \frac{1}{1 + i\mathcal{M}} \right]_{m,m} \quad (31)$$

The total elastic scattering probability is

$$\begin{aligned} p_{\text{elastic}} &= |\mathcal{T}|^2 + |\mathcal{T} - 1|^2 \\ &= 1 - 2[\Re(\mathcal{T}) - |\mathcal{T}|^2] \end{aligned} \quad (32)$$

We observe that the inelastic scattering is isotropic and its line shape (per direction) is

$$p(\omega) = \sum_{n(\neq m)} |[\mathbf{S}_T]_{n,m}|^2 2\pi \delta(\omega - (E_n - E_m)) \quad (33)$$

with the measure  $d\omega/(2\pi)$ . The total inelastic cross section is obtained by integration

$$\begin{aligned} p_{\text{inelastic}} &= 2 \int \frac{d\omega}{2\pi} p(\omega) \\ &= 2 \sum_{n(\neq m)} |[\mathbf{S}_T]_{n,m}|^2 \\ &= 2 \sum_{n(\neq m)} \left| \left[ \frac{1}{1 + i\mathcal{M}} \right]_{n,m} \right|^2 \end{aligned} \quad (34)$$

One can verify the  $p_{\text{inelastic}}$  and  $p_{\text{elastic}}$  sum up to unity, which is in essence an ‘‘optical theorem’’.

## V. PERTURBATION THEORY

Since the temperature is low we treat the small effect of the TRF in leading order. We write

$$\begin{aligned} \hat{Q} &= \hat{Q}^{\text{ZPF}} \otimes \mathbf{1}^{\text{TRF}} + \mathbf{1}^{\text{ZPF}} \otimes \hat{Q}^{\text{TRF}} \\ &\equiv \hat{Q}^0 + \delta\hat{Q} \end{aligned} \quad (35)$$

where  $\hat{Q}^0$  is the sum over the ZPF coordinates including the static scatterer  $c_s$ , while  $\delta\hat{Q}$  is the sum over the TRF coordinates. For the reduced  $\mathcal{Q}$  matrix we get:

$$\begin{aligned} \mathcal{Q} &= Q_{vv}^0 + \delta Q_{vv} \\ &- Q_{vu}^0 \left( \frac{1}{\mathbf{u} + Q_{uu}^0} - \frac{1}{\mathbf{u} + Q_{uu}^0} \delta Q_{uu} \frac{1}{\mathbf{u} + Q_{uu}^0} \right) Q_{uv}^0 \end{aligned} \quad (36)$$

We assume that all the ‘‘important’’ open modes are well above the the evanescent threshold. This means that a single TRF transition is not enough to make negative the kinetic energy of the scattered particle. Accordingly  $\delta Q_{uv}$  and  $\delta Q_{vu}$  are not included. With the same spirit we further assume that the TRF transitions hardly affect the evanescent velocity, hence

$$u_{n\text{ZPF},n\text{TRF}} \approx u_{n\text{ZPF},0} \quad (37)$$

When calculating the matrix element  $\mathcal{Q}_{nm}$  the second term constitutes a sum over sequences  $Q_{n,\nu}^0 \dots (\delta Q)_{\nu',\mu'} \dots Q_{\mu,m}^0$ . In order to have a non zero term, the TRF-oscillators of the  $\nu$  state should remain in the same state as in the  $n$  state, while one ZPF oscillator of the  $\nu$  state has to be excited. Similar observation applies to the states of the oscillators of the  $\mu$  state. The TRF transitions are induced by  $\delta Q$  during the evanescent motion of the particle. Accordingly we deduce that

$$\begin{aligned} \mathcal{Q} &= \left( \left[ Q_{vv}^{\text{ZPF}} - Q_{vu}^{\text{ZPF}} \left( \frac{1}{\mathbf{u} + Q_{uu}^{\text{ZPF}}} \right) Q_{uv}^{\text{ZPF}} \right]_{m,m} \right) \mathbf{1}^{\text{TRF}} \\ &+ \left( 1 + \left[ Q_{vu}^{\text{ZPF}} \left( \frac{1}{\mathbf{u} + Q_{uu}^{\text{ZPF}}} \right)^2 Q_{uv}^{\text{ZPF}} \right]_{m,m} \right) Q^{\text{TRF}} \end{aligned}$$

which can be written schematically as follows

$$\mathcal{Q} = c_0 \mathbf{1}^{\text{TRF}} + \lambda_0 Q^{\text{TRF}} \quad (38)$$

where the effective elastic scattering amplitude, and the scaling factor of the inelastic effect are

$$c_0 = c_s - \left[ Q_{vu}^{\text{ZPF}} \left( \frac{1}{\mathbf{u} + Q_{uu}^{\text{ZPF}}} \right) Q_{uv}^{\text{ZPF}} \right]_{m,m} \quad (39)$$

$$\lambda_0 = 1 + \left[ Q_{vu}^{\text{ZPF}} \left( \frac{1}{\mathbf{u} + Q_{uu}^{\text{ZPF}}} \right)^2 Q_{uv}^{\text{ZPF}} \right]_{m,m} \quad (40)$$

With an appropriate counter term we can make  $c_0 = 0$ . More interestingly we see that the effective TRF are characterized by the dressed power spectrum

$$\tilde{S}_{\text{eff}}(\omega) = (\lambda_0)^2 \tilde{S}(\omega) \quad (41)$$

## VI. THE DRESSED BORN APPROXIMATION

The first order (“Born”) approximation relates the inelastic line shape to the power spectrum of the fluctuations. We use the term “dressed Born approximation” in order to indicate that we use first order perturbation theory with respect to the TRF, while the ZPF including the static scatterer are treated to infinite order. Within this framework the leading order expression for the  $\mathbf{S}$  matrix, using Eqs.(38-40), is

$$\begin{aligned} \mathbf{S}_T &\approx \frac{1}{1 + i(c_0/v_\epsilon) + i\lambda_0\mathcal{M}^{\text{TRF}}} \\ &= \mathcal{T}_0\mathbf{1} - i\mathcal{T}_0^2\lambda_0\mathcal{M}^{\text{TRF}} + \dots \end{aligned} \quad (42)$$

where the elastic forward scattering amplitude is

$$\mathcal{T}_0 = \frac{1}{1 + i(c_0/v_\epsilon)} \quad (43)$$

Consequently we get for the inelastic scattering

$$p(\omega) \approx \frac{1}{v_\epsilon v_{\epsilon-\omega}} |\mathcal{T}_0|^4 (\lambda_0)^2 \tilde{S}(\omega) \quad (44)$$

Since we had assumed that the change in the kinetic energy of the particle due to TRF inelastic scattering is relatively small, one can take  $v_{\epsilon-\omega} \approx v_\epsilon$ .

## VII. THE SIMPLEST EXAMPLE

Consider a particle with velocity  $v_\epsilon$ , that collides with a ‘bath’ that consists of an elastic scatterer  $c_s$ , and a single two level TRF scatterer  $c_T$  whose excitation energy is  $\omega_T (\ll \epsilon_k)$ . The interaction matrix is

$$\mathcal{Q} = Q = \begin{pmatrix} c_s & c_T \\ c_T & c_s \end{pmatrix} \quad (45)$$

which we substitute in  $\mathcal{M} \approx (1/v_\epsilon)^2 \mathcal{Q}$ , so as to get  $\mathbf{S}_T = (1 + i\mathcal{M})^{-1}$ . In order to avoid crowded expressions we set the units such that  $v_\epsilon = 1$ , and write

$$\mathbf{S}_T = \frac{1}{(1 + ic_s)^2 + c_T^2} \begin{pmatrix} 1 + ic_s & -ic_T \\ -ic_T & 1 + ic_s \end{pmatrix} \quad (46)$$

[Note again that in order to restore the units each  $c$  in the above expression should be replaced by  $c/v_\epsilon$ ]. From here it follows that

$$p_{\text{inelastic}} = \frac{2\nu_{\text{TRF}}}{(1 - c_0^2 + \nu_{\text{TRF}})^2 + 4c_0^2} \quad [\text{scaled}] \quad (47)$$

where  $\nu_{\text{TRF}} \equiv c_T^2$  characterizes the intensity of the thermal fluctuations, and  $c_0 \equiv c_s$ . One observes that for strong TRF the inelastic effect is suppressed and we get mainly elastic back reflection. But in the regime of interest, of weak TRF, the inelastic scattering is proportional to  $\nu_T$  and agree with Eq.(44) where

$$|\mathcal{T}_0|^2 = \frac{1}{1 + c_0^2} \quad [\text{scaled}] \quad (48)$$

Next we complicate the ‘bath’ by adding a single ZPF scatterer  $c_z$  whose excitation energy is  $\omega_z (> \epsilon_k)$ . The possible values of the mode index are  $n = (0, 0) \equiv 1$ , and  $n = (0, 1) \equiv 2$ , and  $n = (1, 0) \equiv 3$ , and  $n = (1, 1) \equiv 4$ . The ZPF scatterer is assumed to be in the ground state ( $m = 1$ ), and hence only the first two modes are open. The interaction matrix is

$$Q = \begin{pmatrix} c_s & c_T & c_z & 0 \\ c_T & c_s & 0 & c_z \\ c_z & 0 & c_s & c_T \\ 0 & c_z & c_T & c_s \end{pmatrix}.$$

If we did not have the TRF oscillator, it would be a  $2 \times 2$  matrix:

$$Q^{\text{ZPF}} = \begin{pmatrix} c_s & c_z \\ c_z & c_s \end{pmatrix} \quad (49)$$

If we ignored the ZPF oscillator, we would get Eq.(45). But using Eq.(21) we get the dressed interaction matrix:

$$\begin{aligned} \mathcal{Q} &= \begin{pmatrix} c_s & c_T \\ c_T & c_s \end{pmatrix} \\ &\quad - \frac{c_z^2}{(u_3 + c_s)(u_4 + c_s) - c_T^2} \begin{pmatrix} (u_3 + c_s) & -c_T \\ -c_T & (u_4 + c_s) \end{pmatrix} \end{aligned}$$

with  $u_3 = \sqrt{|\epsilon_k - \omega_z|}$  and  $u_4 = \sqrt{|\epsilon_k - \omega_z - \omega_T|}$ . Consequently from  $c_{\text{eff}} \equiv \mathcal{Q}_{1,1}$  we get:

$$c_{\text{eff}} = c_s - \frac{(u_3 + c_s)\nu_{\text{ZPF}}}{(u_3 + c_s)(u_4 + c_s) - \nu_{\text{TRF}}} \quad (50)$$

and from  $\nu_{\text{eff}} \equiv |\mathcal{Q}_{2,1}|^2$  we get  $\nu_{\text{eff}} = \lambda^2 \nu_{\text{TRF}}$  where

$$\lambda = 1 + \frac{\nu_{\text{ZPF}}}{(u_3 + c_s)(u_4 + c_s) - \nu_{\text{TRF}}} \quad (51)$$

with  $\nu_{\text{ZPF}} \equiv c_z^2$  and  $\nu_{\text{TRF}} \equiv c_T^2$ . Optionally we can get for  $\mathcal{Q}$  the approximated result of Eq.(38), which treats the TRF coupling in leading order. This treatment assumes that in the vicinity of the energy shell  $v_1 \approx v_2 \equiv v_\epsilon$ , and  $u_3 \approx u_4 \equiv u_z$ . The parameters  $c_0$  and  $\lambda_0$  are calculated using Eqs.(39-40) with  $Q_{uu}^{\text{ZPF}} = c_s$ , and  $Q_{vu}^{\text{ZPF}} = Q_{uv}^{\text{ZPF}} = c_z$ , leading to

$$c_0 = c_s - \frac{\nu_{\text{ZPF}}}{(u_z + c_s)} \quad (52)$$

$$\lambda_0 = 1 + \frac{\nu_{\text{ZPF}}}{(u_z + c_s)^2} \quad (53)$$

In this simple example the dependence of  $c_0$  and  $\lambda_0$  on  $\nu_{\text{ZPF}}$  is linear. But once we have more than one ZPF scatterer (as in the numerical example of the next section) the relation is no longer linear. It might be also of interest to solve the first equation  $c_0 = 0$  for  $c_s$ , and substitute the result into the second equation. The outcome of this procedure is illustrated in Fig. 3.

The calculation of the  $\mathbf{S}$  matrix proceed in the same way as in the single TRF case, with the effective interaction matrix (no approximation involved):

$$\mathcal{Q} = \begin{pmatrix} c_s - (\lambda-1)(u_3 + c_s) & \lambda c_T \\ \lambda c_T & c_s - (\lambda-1)(u_4 + c_s) \end{pmatrix} \quad (54)$$

Setting  $v_1 \approx v_2 \equiv v_\epsilon$  and  $u_3 \approx u_4 \equiv u_z$  as before, we label both diagonal terms as  $c_{\text{eff}}$ . Still we are not making any approximation with regard to the intensities  $\nu_{\text{TRF}}$  and  $\nu_{\text{ZPF}}$ , so as to get essentially exact results:

$$|\mathcal{T}|^2 = \frac{[v_\epsilon^2 + (c_{\text{eff}})^2] v_\epsilon^2}{[v_\epsilon^2 - (c_{\text{eff}})^2 + \lambda^2 \nu_{\text{TRF}}]^2 + 4v_\epsilon^2 (c_{\text{eff}})^2} \quad (55)$$

and

$$p_{\text{inelastic}} = \frac{2}{v_\epsilon^2} |\mathcal{T}_0|^2 |\mathcal{T}|^2 \lambda^2 \nu_{\text{TRF}} \quad (56)$$

This is a generalization of Eq.(47). It is similar to Eq.(44) but involves  $\mathcal{T}$  which unlike  $\mathcal{T}_0$  incorporates the effect of the TRF on the elastic scattering amplitude. One observes that the presence of the factor  $\lambda$  has two implications: one is to enhance the inelastic scattering for weak TRF, while the other is to limit the range over which the weak TRF approximation applies. For weak TRF intensity we are using the approximations  $\lambda \approx \lambda_0$  and  $\mathcal{T} \approx \mathcal{T}_0$  leading to Eq.(44).

### VIII. NUMERICAL DEMONSTRATION

For the numerical study we consider a bath that consists of two level scatterers. The energy splitting of the  $\alpha$  scatterer is  $\omega_\alpha$  and the interaction is described by the operator  $Q_\alpha = \begin{pmatrix} 0 & 1 \\ 1 & 0 \end{pmatrix}$ . The strength of the interaction with the bath is characterized by the intensity of the fluctuations as obtained by integrating over their power-spectrum  $\tilde{S}(\omega)$ . Consequently we distinguish between the intensity of the ZPF and the intensity of the TRF:

$$\nu_{\text{ZPF}} = \sum_{\alpha \in \text{ZPF}} c_\alpha^2 \quad (57)$$

$$\nu_{\text{TRF}} = \sum_{\alpha \in \text{TRF}} c_\alpha^2 \quad (58)$$

The *effective* intensity of the thermal fluctuations is similarly defined and accordingly calculated from the dressed interaction matrix:

$$\nu_{\text{eff}} = \sum_{n(\neq m)} \left| \mathcal{Q}_{n,m} \right|^2 \quad (59)$$

Given a set of  $N$  ZPF-scatterers with couplings  $c_z$ , and a static scatterer  $c_s$ , we calculate  $c_0$  (which determines  $\mathcal{T}_0$ ) and  $\lambda_0$  as a function of  $\nu_{\text{ZPF}} \equiv N|c_z|^2$ . Then, for various values of  $\nu_{\text{ZPF}}$  we calculate the exact results for  $\nu_{\text{eff}}$  and  $p_{\text{inelastic}}$  versus  $\nu_{\text{TRF}}$ . One expects that for weak TRF the effective intensity  $\nu_{\text{eff}}$  would be proportional to  $\nu_{\text{TRF}}$ , namely

$$\nu_{\text{eff}} \approx (\lambda_0)^2 \nu_{\text{TRF}} \quad (60)$$

Furthermore our perturbative scheme implies that

$$p_{\text{inelastic}} \approx \frac{2}{v_\epsilon^2} |\mathcal{T}|^4 \nu_{\text{eff}} \quad (61)$$

In order to test the quality of the latter approximation we re-plot the results for  $p_{\text{inelastic}}$  versus  $|\mathcal{T}|^4 \nu_{\text{eff}}$ . This scaling procedure is demonstrated in Figs.4-5 for the simple example that has been solved analytically in the previous section. In Figs.6-8 the same procedure is applied to a bigger bath that consists of 7 TRF scatterers and 4 ZPF scatterers. The TRF and ZPF constituents have ‘well-separated’ excitation energies. To be specific, in the numerical example we have  $\omega_\alpha \sim 0.0003$  for the TRF scatterers and  $\omega_\alpha \sim 0.96$  for the ZPF scatterers. The initial energy of the particle is  $\epsilon_k = 0.6$ . The numerical results confirm our qualitative expectations, and are in agreements with the analysis of the simple example of the previous section. In particular one observes that the presence of ZPF has two implications: one is to enhance the inelastic scattering for weak TRF, while the other is to limit the range over which the weak TRF approximation applies.

### IX. SUMMARY

In the Caldeira-Leggett model the effect of the environment is characterized by a friction coefficient  $\eta$  and by a temperature  $T$ . But more generally<sup>9,11,12,17</sup> it has been emphasized that the proper way to characterize the environment is by its form factor  $\tilde{S}(q, \omega)$ . The form factor contains information on both the temporal and the spatial aspects of the fluctuations, and in particular one can extract from it not only  $T$  and  $\eta$ , but also the spatial correlations. The general formula for the rate of dephasing<sup>9,17</sup> involves a  $dq d\omega$  integral over  $\tilde{S}(q, \omega)$ , and for short range interactions simply reflect the rate of inelastic events.

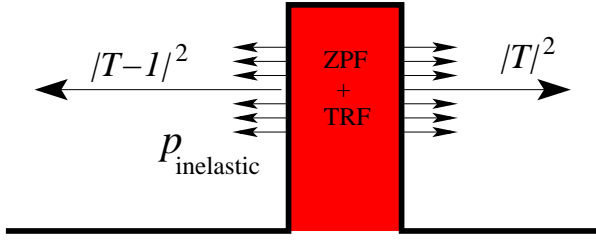
We find for our model system that the inelastic scattering cross-section  $p_{\text{inelastic}}$  is enhanced in the presence of ZPF, and accordingly ZPF may contribute to the dephasing at low temperatures, though indirectly. On the quantitative side we find that this enhancement can be regarded as a renormalization of the power spectrum  $\tilde{S}(\omega)$  which describes the thermal fluctuations. This comes ‘‘on top’’ of the expected renormalization of the *potential floor* and of the *inertial mass*, which are familiar from the solution of the Polaron problem. In our scattering theory framework the expected renormalization of the potential floor can be deduced from the ZPF induced offset in the effective ‘size’ of the elastic scatterer ( $c_s$ ), while the renormalization of the mass comes from the associated energy dependence of the forward scattering amplitude ( $\mathcal{T}$ ).

One can construct an extended bath that consists of an homogeneously distributed set of ‘‘s-scatterers’’, as described in<sup>11</sup>. This would allow the modeling of a fluctuating environment of physical interest (say a Dirty metal environment) with the desired  $\tilde{S}(q, \omega)$ . In such physical circumstances we expect renormalization of **(i)** the potential floor; **(ii)** the inertial mass; and **(iii)** the effective thermal fluctuations. Our results imply that these renormalization effects are non-divergent if the fluctuations

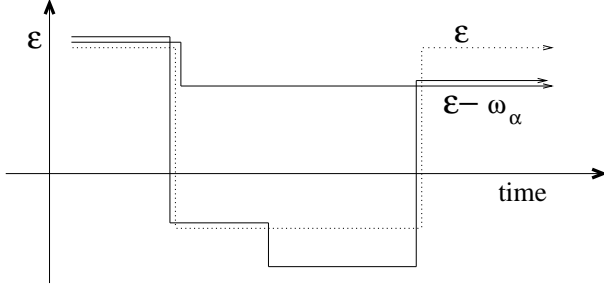
are characterized by short range spatial correlations, but still they might modify the low temperature dependence of the dephasing effect.

**Acknowledgment:** Part of the derivation in Sections 3-4 has been done in collaboration with Chen Sarig<sup>18</sup>. We also thank Grigory Tkachov (MPIPKS) for his interest in this work. The research has been supported by the the Israel Science Foundation (grant No.11/02). and by a grant from the DIP, the Deutsch-Israelische Projektkooperation.

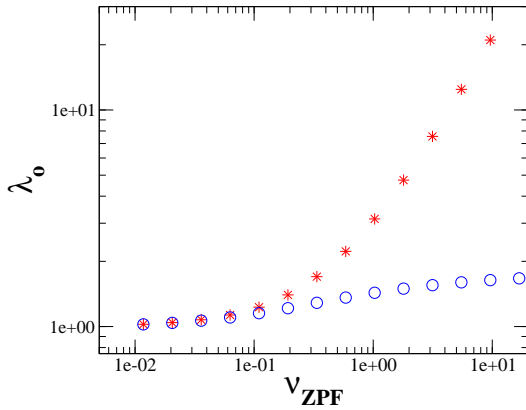
- 
- <sup>1</sup> B.L. Al'tshuler, A.G. Aronov and D.E. Khmel'nitskii, J. Phys. C **15**, 7367 (1982).  
<sup>2</sup> S. Chakravarty and A. Schmid, Phys. Rep. **140**, 193 (1986).  
<sup>3</sup> Y. Imry, *Introduction to Mesoscopic Physics* (Oxford Univ. Press 1997), and references therein.  
<sup>4</sup> P. Mohanty, E.M. Jariwala and R.A. Webb, Phys. Rev. Lett. **77**, 3366 (1997).  
<sup>5</sup> D.S. Golubev and A.D.Zaikin, Phys. Rev. Lett. **81**, 1074 (1998); cond-mat/9712203.  
<sup>6</sup> I.L. Aleiner, B.L. Altshuler and M.E. Gershenson, cond-mat/9808053; cond-mat/9808078.  
<sup>7</sup> D.S. Golubev, G. Schn, A.D. Zaikin, cond-mat/0208548.  
<sup>8</sup> J. von Delft, cond-mat/0510563  
<sup>9</sup> D. Cohen and Y. Imry, Phys. Rev. B **59**, 11143 (1999).  
<sup>10</sup> A.O. Caldeira and A.J. Leggett, Ann. Phys. (N.Y.) **140**, 374 (1983); Physica A **121**, 587 (1983); **130**, 374 (1985);  
<sup>11</sup> D. Cohen, Phys. Rev. Lett. **78**, 2878 (1997); Phys. Rev. E **55**, 1422 (1997).  
<sup>12</sup> D. Cohen, J. Phys. A **31**, 8199 (1998).  
<sup>13</sup> F. Marquardt, J. von Delft, R. A. Smith and V. Ambegaokar, cond-mat/0510556.  
<sup>14</sup> F. Guinea, Phys. Rev. B **65**, 205317 (2002).  
<sup>15</sup> D. S. Golubev, C. P. Herrero and A. D. Zaikin, Europhys. Lett. **63**, 426 (2003).  
<sup>16</sup> B. Horovitz and P. Le Doussal, Phys. Rev. B **74**, 073104 (2006).  
<sup>17</sup> D. Cohen and B. Horovitz, J. Phys. A **40** 12281 (2007).  
D. Cohen and B. Horovitz, Europhysics Letters **81**, 30001 (2008).  
<sup>18</sup> C. Sarig, MSc thesis, Ben-Gurion university (2007).



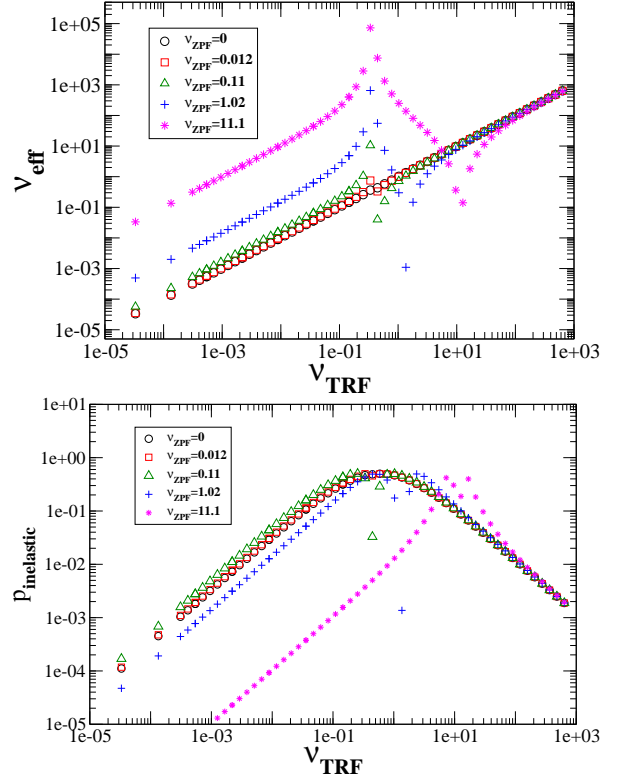
**Fig.1:** Schematic diagram of the model system. The scattered wave of a particle that collides from the right with a thermal "s-scatterer" consists of forward elastic scattering with amplitude  $\mathcal{T}$ , backward elastic scattering with amplitude  $\mathcal{T}-1$ , and isotropic inelastic scattering with probability  $p_{\text{inelastic}}$ . Our purpose is to find the dependence of  $\mathcal{T}$  and  $p_{\text{inelastic}}$  on the intensity of the low temperature thermal fluctuations (TRF), with arbitrarily large background of zero point fluctuations (ZPF).



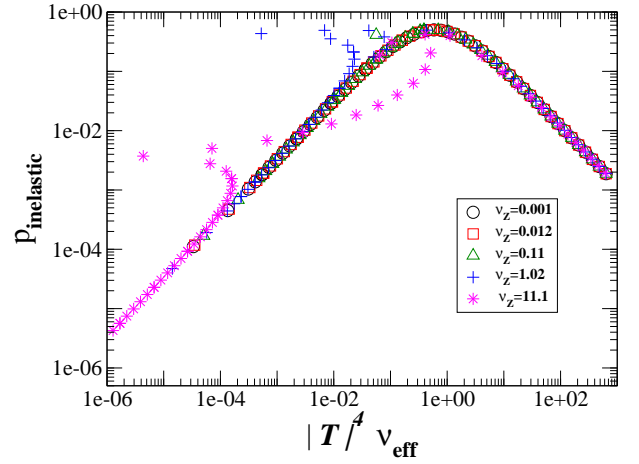
**Fig.2:** Diagrams that describe the time evolution of kinetic energy can be used in order to illustrate terms the scattering calculation. The dotted line represents a contribution to the elastic cross section due to (virtual) scattering by ZPF modes. The solid lines represent contributions to the first order inelastic cross-section, where the intensity of the TRF is regarded as the small parameter.



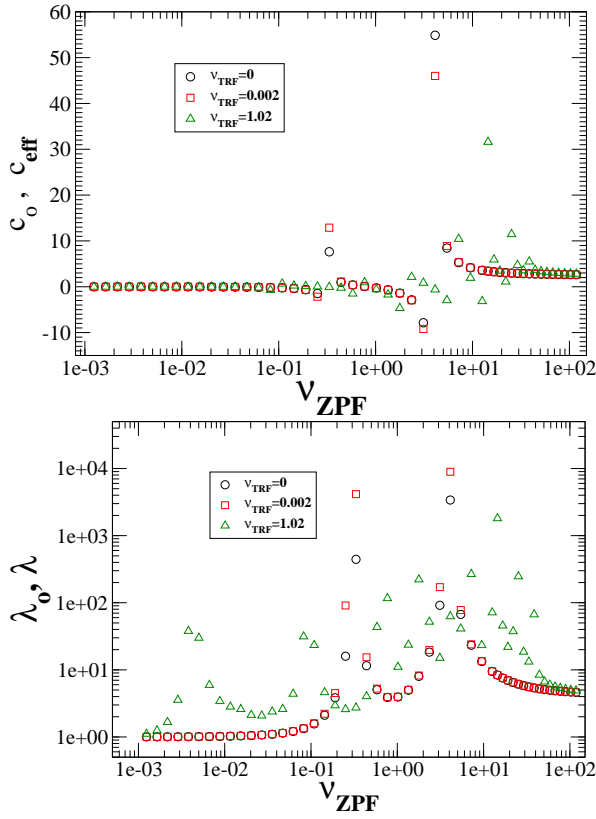
**Fig.3:** The renormalization factor for inelastic effect  $\lambda_{\text{ZPF}}$  is plotted as a function of  $\nu_{\text{ZPF}}$  for the simple model of Section 7, using Eq.(53) with fixed static scatterer  $c_s = 0.01$  (circles) and with adaptive static scatterer such that  $c_0 = 0$  (stars). The other parameters for this and for the next figures are  $\omega_z = 0.96$  and  $\omega_T = 0.0003$  and  $\epsilon_k = 0.6$ .



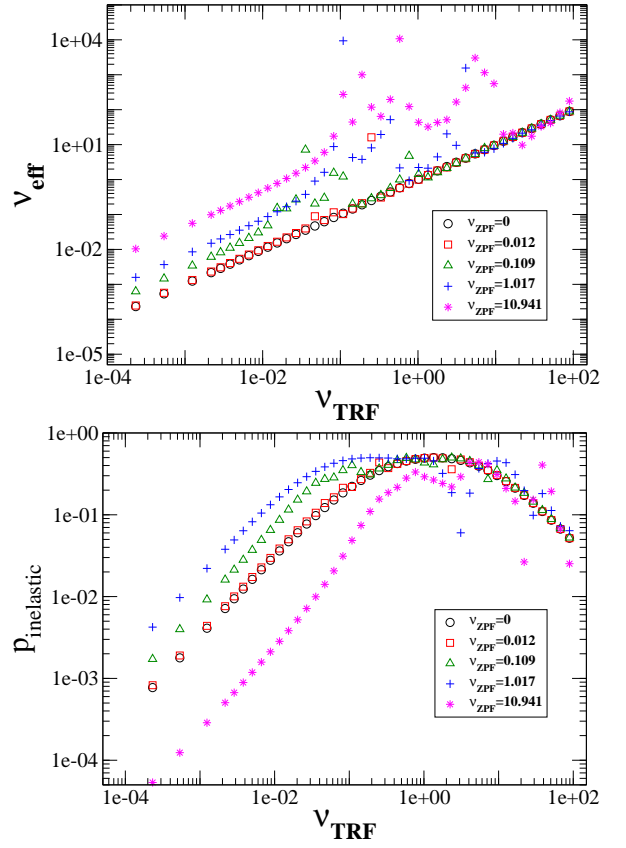
**Fig.4:** Plots of  $\nu_{\text{eff}}$  and  $p_{\text{inelastic}}$  versus  $\nu_{\text{TRF}}$  for the simple model of Section 7 with  $c_s = 0$ . The other parameters are the same as in the previous figure.



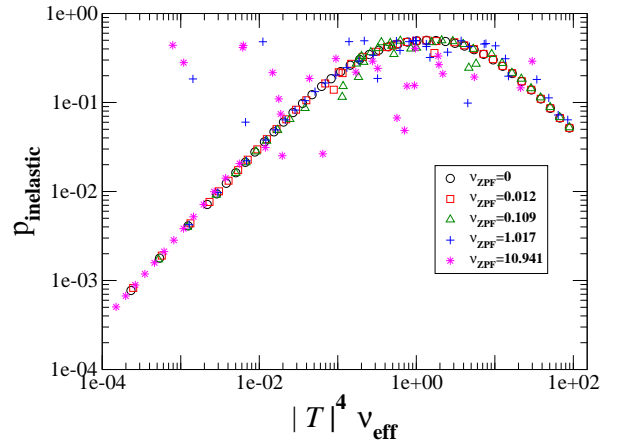
**Fig.5:** The inelastic cross section  $p_{\text{inelastic}}$  versus the scaled intensity of the thermal fluctuations  $|\mathcal{T}|^4 \nu_{\text{eff}}$ , using the data points of Fig. 4.



**Fig.6:** Plots of  $c_0$  and  $\lambda_0$  versus  $\nu_{\text{ZPF}}$ . For sake of comparison we also plot  $c_{\text{eff}}$  and  $\lambda \equiv (\nu_{\text{eff}}/\nu_{\text{TRF}})^{1/2}$  for two non-zero values of  $\nu_{\text{TRF}}$ . Here and in the next figure we consider a bath that consists of 7 TRF scatterers with  $\omega_\alpha \sim 0.0003$ , and 4 ZPF scatterers with  $\omega_\alpha \sim 0.96$ . There is no static scatterer ( $c_S = 0$ ). The kinetic energy of the incident particle is  $\epsilon_k = 0.6$ .



**Fig.7:** Plots of  $\nu_{\text{eff}}$  and  $p_{\text{inelastic}}$  versus  $\nu_{\text{TRF}}$  for the same bath as in the previous figure.



**Fig.8:** The inelastic cross section  $p_{\text{inelastic}}$  versus the scaled intensity of the thermal fluctuations  $|T|^4 \nu_{\text{eff}}$ , using the data points of Fig. 7.