

# Subarea law of entanglement in nodal fermionic systems

Letian Ding,<sup>1</sup> Noah Bray-Ali,<sup>1</sup> Rong Yu,<sup>1,2</sup> and Stephan Haas<sup>1</sup>

<sup>1</sup>*Department of Physics and Astronomy, University of Southern California, Los Angeles, CA 90089*

<sup>2</sup>*Department of Physics and Astronomy, University of Tennessee, Knoxville, TN 37996*

(Dated: March 14, 2019)

We investigate the subarea law scaling properties of the block entropy in bipartite fermionic systems which do not have a finite Fermi surface. It is found that in gapped regimes the leading subarea term is a negative constant, whereas in critical regimes with point nodes the leading subarea law is a logarithmic additive term. At the phase boundary that separates the critical and non-critical regimes, the subarea scaling shows power-law behavior.

PACS numbers: 03.67.Mn, 05.30.Fk, 73.43.Nq

The study of entanglement across quantum phase transitions has attracted substantial activity in the physics community. This interest was initially boosted by the discovery of a connection between the scaling properties of the concurrence, which is a measure of entanglement, and the quantum phase transition in the one-dimensional (1D) transverse Ising model[1, 2]. Subsequently, the scaling properties of the von Neumann entanglement entropy (EE), defined as  $S_L = -\text{Tr}\rho_{L^d} \log \rho_{L^d}$ , where  $\rho_{L^d} = \text{Tr}_{U \setminus L^d} |\Psi\rangle\langle\Psi|$  is the reduced density matrix,  $|\Psi\rangle$  is the system ground state, and  $L$  is the length of a contiguous system block  $L^d$ , were found to feature dramatic differences between 1D quantum critical and non-critical phases: in critical regimes the EE exhibits logarithmic scaling  $S_L \propto \log L$ , whereas in non-critical regimes it saturates to a constant as  $L \rightarrow \infty$  [3, 4]. Conformal field theory (CFT) tells us that the analytical form of the EE in 1D critical cases is given by  $S_L = \frac{c+\bar{c}}{6} \log_2 L$ , where  $c$  and  $\bar{c}$  are the holomorphic and antiholomorphic central charges which are universal factors for a given class of critical systems[5, 6]. In this sense, if the correlation length diverges, the EE exhibits logarithmic scaling with block size, and if the correlation length is finite, we simply obtain a constant EE.

In higher dimensions,  $d > 1$ , the scaling behavior of the EE is still not settled. For fermionic systems one can prove that if the system has a finite Fermi surface, a logarithmic multiplicative correction to the area law  $S_L \sim L^{d-1}$  is expected [7, 8]. However, the link between correlation length and the scaling behavior of the EE is broken here. For example, in systems which have point nodes, the correlation length diverges, but the area law still holds. This has recently been verified numerically[9, 10] and analytically[11, 12]. An even more surprising finding has recently been reported for infinite-randomness fixed points in the 2D random transverse Ising model[13], where a leading double-logarithmic multiplicative correction to the area law was reported.

Noticeably, the subarea law of the EE in 2D exhibits some very interesting properties. In non-critical systems, the common expectation for the subleading behavior is a constant, which in some cases can be used to charac-

terize topological order[15, 16]. For critical systems in the universality class of  $z=2$  conformal quantum critical points, Fradkin and Moore showed that there exists a universal logarithmically divergent correction to the non-universal area law, which is determined by the shape of the partition and by the central charge. Very recently, Yu et al.[17] observed a universal logarithmically divergent correction in the 2D random transverse Ising model. Following their approach, one might expect that a general logarithmic additive correction generally exists in critical systems.

In this paper, we examine the behavior of the subleading term of the EE in a 2D quadratic fermionic Hamiltonian. Our results show that in the non-critical regimes the leading subarea term is a negative constant, proportional to the square root of the correlation length. On the other hand, in quantum critical phases which have only point nodes in their excitation spectrum the leading subarea law is found to be a logarithmic additive term. It is interesting to note that the subarea law shows unusual behavior in the vicinity of the phase boundary separating the critical and noncritical regimes. According to the careful numerical analysis discussed below, this unusual behavior follows a nonadditive power law  $L^\alpha$  with  $\alpha < 1$ .

The particular Hamiltonian we consider in this paper is a bilinear spinless fermionic model on a 2D lattice with pairing interaction between nearest-neighbor lattice sites[10],

$$H = \sum_{\langle ij \rangle} [c_i^\dagger c_j - \gamma(c_i^\dagger c_j^\dagger + c_j c_i)] - \sum_i 2\lambda c_i^\dagger c_i. \quad (1)$$

Here  $\lambda$  is the chemical potential, and  $\gamma$  is a p-wave pairing interaction. The sum  $\sum_{\langle ij \rangle}$  extends over nearest-neighbor pairs. Depending on the parameters  $\gamma$  and  $\lambda$ , this system has a rich phase diagram, including metallic, insulating and p-wave superconducting regimes. In previous work, we distinguished three different phases whose different signatures are reflected by the scaling properties of the leading term of the EE. Phase I is the case  $\gamma = 0$  and  $0 \leq \lambda < 2$ . A finite Fermi surface (i.e. line nodes) exists in this regime. Phase II is the case with

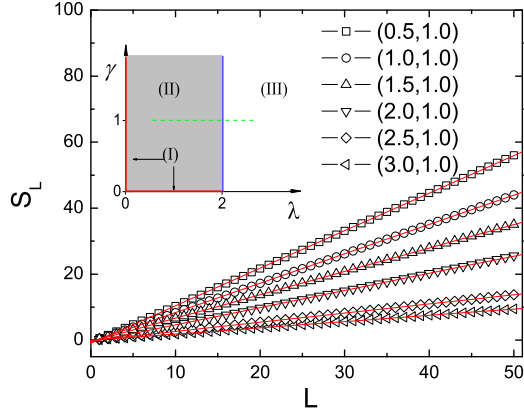


FIG. 1: Scaling behavior of the entanglement entropy  $S_L$  for a cut through the phase diagram at fixed interaction potential  $\gamma = 1.0$ . The chemical potential is varied in the window  $\lambda \in [0.5, 3.0]$ , thus crossing through phases II and III which do not have finite Fermi surfaces. The parameters shown in the legend correspond to  $(\lambda, \gamma)$ . The inset shows the phase diagram of the 2D spinless fermion model (Eqn. 1).

$\{0 < \lambda < 2, \gamma > 0\}$ . In this regime, only point nodes exist in the excitation spectrum. Phase III  $\{\lambda > 2\}$  is an insulating state characterized by a gap in the excitation spectrum. The resulting phase diagram is shown in the inset of Fig. 1. Previously [10], it was found that in phase I the leading scaling behavior of the EE is  $S_L \sim L \log L$  and the coefficients of this term are well described by the analytical form deduced by the Widom conjecture[8]. In phase III, the area law  $S_L \sim L$  holds. Interestingly, in phase II area law behavior is also observed (Fig. 1) although the system has a diverging correlation length in this case. The numerical data of  $S_L$  presented in the following were obtained by the method described in Refs. [10, 18].

To study the subarea law of the EE, we need to first subtract the dominant area law contributions, which can be done easily in phases II and III, as in these regimes the area law is merely a linear relation (without multiplicative corrections). In the following, we will focus on the quantity  $S_L^{Sub} = LS_{L+1} - (L+1)S_L$ , and we will also examine the second-order derivative  $\frac{d^2 S_L}{dL^2}$ . It is then straightforward to see that if the EE scales as  $S_L = aL - const + O(\frac{1}{L})$ ,  $S_L^{Sub} \sim const$  and  $\frac{d^2 S_L}{dL^2} \sim O(\frac{1}{L^3})$ . In contrast, if the EE scales as  $S_L = aL - b \log L + O(1)$ , then  $S_L^{Sub} \sim -bL \log(L+1) + b(L+1) \log L \sim b \log L$  and  $\frac{d^2 S_L}{dL^2} \sim \frac{b}{L^2}$  for  $L \gg 1$ . Interestingly, if the EE has a power-law subleading correction,  $S_L = aL - bL^\alpha + O(1)$  with  $\alpha < 1$ ,  $S_L^{Sub} \sim bL^\alpha$  and  $\frac{d^2 S_L}{dL^2} \sim \frac{b}{L^{2-\alpha}}$ .

A significant difference of  $S_L^{Sub}$  between phase II and phase III is observed despite the fact that both phases

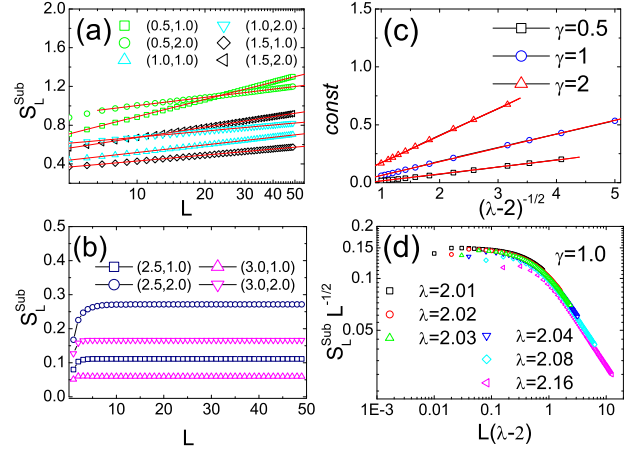


FIG. 2: (a) Scaling behavior of  $S_L^{Sub}$  in phase II. (b) Scaling behavior of  $S_L^{Sub}$  in phase III. (c) The relation between the constant term  $const$  and  $\frac{1}{\sqrt{\lambda-2}}$  for fixed finite interaction potential  $\gamma = 0.5, \gamma = 1.0, \gamma = 2.0$  in phase III. (d) Dependence of  $\frac{S_L^{Sub}}{\sqrt{L}}$  v.s.  $L(\lambda-2)$  with the fixed interaction potential  $\gamma = 1$  in phase III.

obey an area law in leading order. The results are shown in Fig. 2. We find that in phase II  $S_L^{Sub} \sim -b \log L$ , with  $b > 0$  (Fig.2(a)). In contrast, in phase III, one observes that  $S_L^{Sub}$  quickly converges to a positive constant as  $L$  increases (Fig.2(b)). These results are consistent with the following scaling forms for the entanglement entropy:  $S_L = aL - b \log L + \dots$ , with  $b > 0$  in phase II, and in phase III  $S_L = aL - const + \dots$ , with  $const$  is a positive non-universal constant which depends on  $(\lambda, \gamma)$ . As noted in Ref. [14], the sign of a sub-leading correction to the entropy may be positive or negative, since the leading term insures that the entropy is positive, as it should be. In fact, both the conformal quantum critical points studied in Ref. [14] and the critical points in Ref. [17] have subleading logarithmic corrections with the same sign as found in phase II.

In contrast to the fixed points described in Refs. [14, 17], the  $z = 1$  critical phase II has a non-universal sub-leading correction. For example, in Fig.2(a), we see that moving around within phase II changes the slope of  $S_L^{Sub}$  dramatically. Similarly, the sub-leading correction is non-universal in phase III, as seen in Fig.2(b). This is a non-surprising result, considering that the phase is gapped with a finite correlation length  $\xi$ . Interestingly, the absolute value of this correction follows the same trend as the correlation length  $\xi$  in phase III, namely it increases with increasing pairing interaction  $\gamma$  and decreases if  $\lambda$  increases. Therefore, let us now focus on the relationship between the constant term of  $S_L^{Sub}$  in phase III and the parameters  $(\lambda, \gamma)$ . In Fig.2(c), we examine

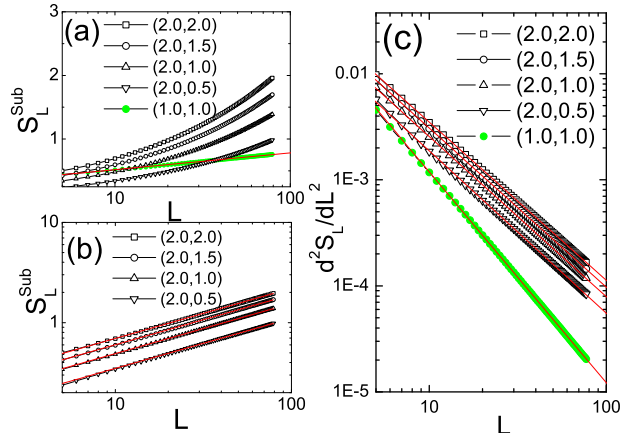


FIG. 3: (a) Semi-log ( $Y/\log X$ ) graph and (b) Log-log graph of the scaling behavior of  $S_L^{\text{Sub}}$  in phase II and its boundary points. (c) Scaling behavior of  $\frac{d^2 S_L}{dL^2}$  in phase II and its boundary points.

the relation between the constant term and  $\frac{1}{\sqrt{\lambda-2}}$  at fixed values of the interaction potential  $\gamma = 0.5, 1.0, 2.0$ . One finds good linear fits and observes that the slopes of these lines increase with  $\gamma$ , which suggests the following form:  $S_L \sim aL - \frac{b(\gamma)}{\sqrt{\lambda-2}}$  in phase III. Fig.2(d) gives the relation between  $\frac{S_L^{\text{Sub}}}{\sqrt{L}}$  and  $L(\lambda - 2)$ . For fixed  $\gamma$ , one finds that all curves collapse. With the the band gap  $\Delta_0 = \lambda - 2$  and the knowledge that the transition from phase II to phase III has  $z = 1$  criticality, it is plausible to infer from the above graph that the subarea law in this regime has a uniform finite-size scaling form:  $S_L^{\text{Sub}} \sim L^{\frac{1}{2}} f(\frac{L}{\xi})$ , with  $f(x) = x^{-\frac{1}{2}}$ .

The critical scaling regime of the boundary between phase II and phase III provides a striking, *universal* correction to the area law (Fig.3). Here the dominant subleading behavior is *not* logarithmic (See Fig.3(a)). We find that  $S_L^{\text{Sub}}$  exhibits significant curvature as a function of  $\log L$  in phase III, in contrast to the linear behavior in phase II (denoted by filled circles in Fig.3(a)). Furthermore, using the log-log graph (Fig.3(b)), one finds that  $S_L^{\text{Sub}}$  follows a power-law relation over almost two decades of scaling. Finally, the exponent we extract from fitting is close to  $\alpha = 0.5$ . In fact, all the curves in Fig.3(b) can be fit with the log-log linear law  $\log y = 0.5 \log x + b$ , independent of  $\gamma$ , as long as one remains on the critical line separating phase II and phase III. We believe this is the first example of a power-law correction to an area law observed in any dimension.

As we mentioned above, the second-order differentiation  $\frac{d^2 S_L}{dL^2}$  of  $S_L$  can also be used to detect the scaling behavior of the subarea law contributions to  $S_L$ . This anal-

ysis is performed in Fig. 3(c)). One finds that  $\frac{d^2 S_L}{dL^2}$  follows a perfect inverse power law relation. However, there exist obvious differences between phase II and the boundary region, where the exponent of this inverse power law is not the same. For phase II, after fitting the curves in a log-log graph, we obtain  $\beta$  very close to  $-2.0$ . A typical example with  $\lambda = 1.0, \gamma = 1.0$  is shown in Fig. 3(c). This result suggests  $S_L \sim aL - b \log L$  and is consistent with the results from the above analysis of  $S_L^{\text{Sub}}$  in Fig. 2(a). In the boundary regime, one finds the power factor of  $\frac{d^2 S_L}{dL^2}$  to be very close to  $-1.5$ , consistent with the above observation  $S_L^{\text{Sub}} \sim L^{-0.5}$  for all the four cases we studied. Therefore, both two numerical methods suggest unusual power law corrections in the subarea term of the EE.

It is worthy to consider alternative possibilities for the subarea law in the boundary region apart from power-law corrections. One possibility is a  $\log \log L$  correction as a subleading term. In this case,  $\frac{d^2 S_L}{dL^2}$  would decay more rapidly than  $L^{-2}$ , and so it cannot explain the results in Fig. 3(c) since in this graph  $\frac{d^2 S_L}{dL^2}$  is well described by  $L^{-2+\alpha}$  ( $\alpha \sim 0.5$ ) in the boundary regime. A second possibility would be a term scaling as  $-\log^2 L$ . In this situation, it is true that  $\frac{-d^2 \log^2 L}{dL^2} \sim \frac{\log L}{L^2} - \frac{1}{L^2}$  can give us illusion of power law relation  $L^{-2+\alpha}$  when  $L$  is not too large. However, one finds that  $S_L^{\text{Sub}}$  does not show a good linear relation on a log-log scale, and therefore is not consistent with the results in Fig. 3(b). In brief, the unusual non-additive  $L^\alpha$  type subarea law is the most plausible leading candidate according to the above analysis. Of course, the most straightforward evidence comes from our observation  $S_L^{\text{Sub}} \sim L^{\frac{1}{2}} f(\frac{L}{\xi})$  ( $f(x) = x^{-\frac{1}{2}}$ ) in the gapped phase, as shown in Fig.2(d). If one approaches the phase boundary,  $\xi \rightarrow \infty$ , the form of subarea law should be  $S_L^{\text{Sub}} \sim L^{\frac{1}{2}}$  in analogy to the 1D case where the finite size scaling form  $S_L \sim \log \xi$  in the non-critical phase changes to  $S_L \sim \log L$  in the critical phase in the limit  $L \gg 1$ . It is noted that one cannot exclude the possibility that  $\log \log L$ ,  $\log^2 L$ , even  $\log L$  as the second leading order subarea-law term.

The shape dependence of the logarithmic correction is another way to distinguish the origin of the non-universal corrections in phase II from the universal correction at the conformal quantum critical points[14]. Here we compare results between square partitions and isosceles right-triangle (IR) partitions, the latter is taken as half of a square partition in our numerical simulation. The results are presented in Fig.4. We find that the choice of shapes does not change the scaling behavior of  $S_L^{\text{Sub}}$ , i.e. for phase II the subleading term is still logarithmic divergent (Fig.4(a)) despite that the prefactor of this logarithmic term increases significantly in the IR case, and in the boundary region between phases II and III  $S_L^{\text{Sub}}$  still follows power-law scaling behavior (Fig.4(b)). Currently, it is not clear whether under the change of geometry shape

TABLE I: Coefficients of the  $S_A$  :  $S_A = aA - b \ln A + const$  in phase II (a)  $\lambda = 1.0$ ,  $\gamma = 1.0$ . (b)  $\lambda = 1.0$ ,  $\gamma = 2.0$ .

Shape	$a$	$b$	$const$
Square (a)	0.224170(4)	0.1189(4)	-0.191(1)
Isosceles Righttriangle (a)	0.253410(6)	0.2431(8)	-0.003(3)
Square (b)	0.26230(5)	0.120(3)	-0.33(1)
Isosceles Righttriangle (b)	0.28719(3)	0.199(3)	-0.201(9)

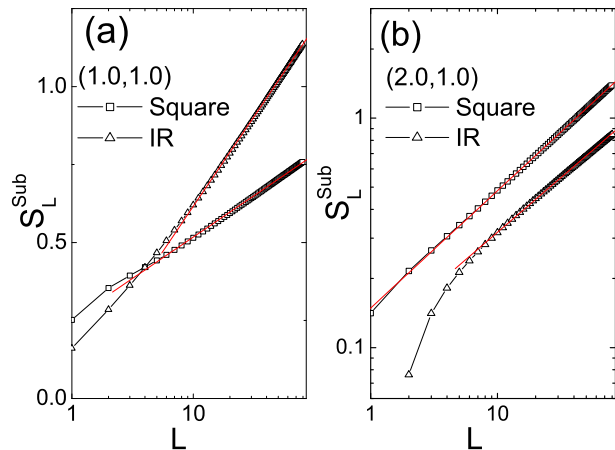


FIG. 4: Comparison of  $S_L^{Sub}$  for two different partitions. (a) The phase II :  $\lambda = 1.0$ ,  $\gamma = 1.0$ . (b) The boundary regime :  $\lambda = 2.0$ ,  $\gamma = 1.0$

the power factor will change or not because the second-leading subarea law of  $S_L$  is not known and the inclusion of  $\log \log L$  or  $\log L$  type terms can make the fits change significantly.

In fact, one can fit our data using  $S_L \equiv, S_A = aA - b \ln A + c$  to obtain the coefficient directly for phase II. It is noted that the boundary length  $A$  for a square partition is  $4L$  and for an IR partition,  $A = (2 + \sqrt{2})L$ . For both of these two cases studied in Table I, it is shown that all coefficients are changing with the partition shape, which suggests that there does not exist simple relations for different shapes unlike the case in the 2D  $z = 2$  conformal quantum critical points[14]. Interestingly, for the case ( $\lambda = 1.0$ ,  $\gamma = 1.0$ ), we find that the prefactor  $b$  is equal to 0.1189(4) if the partition is a square and the prefactor  $b$  is equal to 0.2431(8) if the partition is an IR. This result is very similar to the prediction in Ref.[14], as the subarea law  $b^{square} \sim \frac{c}{9} \sim 0.111c$  and  $b^{IR} \sim \frac{61c}{252} \sim 0.242c$  if we consider  $c = 1$  here. However, this is only a special case since one can immediately see there exist large differences

in the ratio of  $\frac{b^{square}}{b^{IR}}$  in other cases, for example,  $\lambda = 1.0$ ,  $\gamma = 2.0$  shown in Table I.

In summary, our results suggest that there exist significant differences in the leading subarea term of the EE between non-critical models and critical models with point nodes in 2D bipartite fermionic systems. In the non-critical phases the leading order correction is a non-universal negative constant, proportional to the square root of correlation length. And in the critical phases with point nodes we find a subdominant logarithmic additive term with a non-universal coefficient. In the boundary region between the point-node and the completely gapped phases the subarea law can not be described by a simple logarithmic behavior anymore. Our analysis suggests that there is an unusual non-additive power law relation, which also depends on the shape of geometrical partition.

Useful discussions with J. E. Moore, W. Li, T. Roscilde are gratefully acknowledged. L.T. acknowledge hospitality at Theoretical division T-11, LANL. Computational facilities have been generously provided by the HPC-SC Center. This work was supported by the Department of Energy under grant No. DE-FG02-05ER46240.

- 
- [1] A. Osterloh *et al.*, Nature (London) **416**, 608 (2002).
  - [2] T.J. Osborne and M.A. Nielsen, Phys. Rev. A **66**, 032110 (2002).
  - [3] G. Vidal, J.I. Latorre, E. Rico and A. Kitaev, Phys. Rev. Lett. **90**, 227902 (2003).
  - [4] F. Verstraete, M. Popp and J.I. Cirac, Phys. Rev. Lett. **92**, 027901 (2004).
  - [5] P. Calabrese and J. Cardy, J. Stat. Mech. P06002 (2004).
  - [6] V.E. Korepin, Phys. Rev. Lett. **92**, 096402 (2004).
  - [7] M.M. Wolf, Phys. Rev. Lett. **96**, 010404 (2006).
  - [8] D. Gioev and I. Klich, Phys. Rev. Lett. **96**, 100503 (2006).
  - [9] T. Barthel, M.C. Chung and U. Schollwock, Phys. Rev. A **74**, 022329 (2006).
  - [10] W. Li, L. Ding, R. Yu, T. Roscilde and S. Haas, Phys. Rev. B **74**, 073103 (2006).
  - [11] M. Cramer, J. Eisert and M.B. Plenio, Phys. Rev. Lett. **98**, 220603 (2007).
  - [12] L. Ding *et al.* (unpublished).
  - [13] Y.C. Lin and F. Igloi and H. Rieger, Phys. Rev. Lett. **99**, 147202 (2007).
  - [14] E. Fradkin and J. E. Moore, Phys. Rev. Lett. **97**, 050404 (2006).
  - [15] A. Kitaev and J. Preskill, Phys. Rev. Lett. **96**, 110404 (2006); M. Levin and X.-G. Wen, *ibid.* **96**, 110405 (2006).
  - [16] S. Furukawa and G. Misguich, Phys. Rev. B **75**, 214407 (2007)
  - [17] R. Yu *et al.*, cond-mat/07093840.
  - [18] W. Li, Ph.D. thesis, University of Southern California, 2007.