

B_K with dynamical overlap fermions

JLQCD Collaboration: N. Yamada^{*†a,b}, S. Aoki^{c,d}, H. Fukaya^e, S. Hashimoto^{a,b}, J. Noaki^a, T. Kaneko^{a,b}, H. Matsufuru^a, T. Onogi^f

^aHigh Energy Accelerator Research Organization (KEK), Tsukuba 305-0801, Japan

^bSchool of High Energy Accelerator Science, The Graduate University for Advanced Studies (Sokendai), Tsukuba 305-0801, Japan

^cGraduate School of Pure and Applied Sciences, University of Tsukuba, Tsukuba 305-8571, Japan

^dRiken BNL Research Center, Brookhaven National Laboratory, Upton, New York 11973, USA

^eTheoretical Physics Laboratory, RIKEN, Wako 351-0198, Japan

^fYukawa Institute for Theoretical Physics, Kyoto University, Kyoto 606-8502, Japan

We report on a calculation of B_K with two-flavor dynamical overlap fermions on a $16^3 \times 32$ lattice at $a \sim 0.12$ fm. The results are compared with the PQChPT prediction of quark mass dependence. The systematic errors due to finite volume effects and fixing topology are discussed.

*The XXV International Symposium on Lattice Field Theory
July 30-4 August 2007
Regensburg, Germany*

*Speaker.

†E-mail: norikazu.yamada@kek.jp

1. Introduction

Indirect CP violation in K decays, quantified by $|\varepsilon|$, has been playing an important role in finding the location of the apex of the unitarity triangle in the ρ - η plane and in constraining new physics, especially the structure of flavor changing neutral current in it. Experimentally $|\varepsilon|$ has been determined precisely as $|\varepsilon|=(2.233\pm 0.015)\times 10^{-3}$ [1]. Within the standard model, $|\varepsilon|$ can be expressed as

$$|\varepsilon| = (\text{known factor}) \times B_K(\mu) \times f(\bar{\rho}, \bar{\eta}), \quad (1.1)$$

where $f(\bar{\rho}, \bar{\eta})$ is a known function of the Wolfenstein parameters, $\bar{\rho}$ and $\bar{\eta}$, and

$$B_K(\mu) = \frac{\langle \bar{K}^0 | \bar{d}\gamma_\mu(1-\gamma_5)s \bar{d}\gamma_\mu(1-\gamma_5)s | K^0 \rangle}{\frac{8}{3}f_K^2 m_K^2}. \quad (1.2)$$

The purpose of this work is to determine the parameter B_K with high precision using lattice QCD to give a strong constraints on $\bar{\rho}$ and $\bar{\eta}$ through eq. (1.1).

As seen from eq. (1.2), the $\Delta S = 2$ four-quark operator has the form of $(V-A) \times (V-A)$. This makes the lattice calculation of B_K much simpler if we take the overlap fermion formalism because the overlap fermions respect the lattice variant of chiral symmetry exactly at a finite lattice spacing, and as a consequence the mixing with operators with other chiralities is prohibited. This simplification makes a precision lattice calculation possible.

We perform the calculation on a $16^3 \times 32$ lattice using the RG Iwasaki action at $\beta = 2.30$. To accelerate HMC, we have introduced extra Wilson quarks and ghosts [2]. At a price for the acceleration, the topological charge is frozen during the HMC evolution. Because of this, configurations are generated at a fixed topological charge $Q = 0$. Six sea quark masses are taken in the range of $[0.015, 0.100]$ in lattice unit, which roughly corresponds to $[1/6 \times m_s^{\text{phys}}, m_s^{\text{phys}}]$ in physical unit. Our lightest pion mass is about 290 MeV, and gives $m_\pi L \sim 2.7$. The lattice spacing $1/a = 1.67(2)(2)$ GeV is determined by $r_0 = 0.49$ fm in the $Q = 0$ sector. The physical spatial volume of our lattice is about $(1.9 \text{ fm})^3$. In order to study the topological charge dependence, we have also generated configurations at $Q = -2$ and -4 at $m_{\text{sea}}=0.050$. We have accumulated 10,000 trajectories for $Q = 0$ and 5,000 for $Q = -2$ and -4 .

Calculations are done every 20 trajectories at each m_{sea} . Six valence quark masses take the same values as those of sea quarks. All degenerate and non-degenerate mesons have been calculated. We employ Coulomb gauge for the gauge fixing condition except for the calculation of non-perturbative renormalization constant, in which Landau gauge is used. Low-mode averaging is implemented for all correlation functions, which substantially improves statistical signals.

2. Method and results

Two-point functions are obtained in the standard way with a wall source at t_{src} and a point sink at t . We repeat this calculation four times with $t_{\text{src}}=0, 8, 16, 24$, and take an average over them.

The axial two-point function is defined by and fitted to

$$C_{A_4 A_4}^{(2), \text{p-w}}(t) = \sum_{\vec{x}} \langle 0 | A_4(t, \vec{x}) (A_4^{\text{wall}}(0))^{\dagger} | 0 \rangle \rightarrow \frac{V_3 Z_{A_4}^{\text{wall}}}{2m_P} f_P m_P \left(e^{-m_P t} + e^{m_P(t-32)} \right), \quad (2.1)$$

where

$$A_4(t, \vec{x}) = \bar{q}_1(t, \vec{x}) \gamma_4 \gamma_5 q'_2(t, \vec{x}), \quad A_4^{\text{wall}}(t) = \left(\sum_{\vec{x}} \bar{q}_1(t, \vec{x}) \right) \gamma_4 \gamma_5 \left(\sum_{\vec{y}} q_2(t, \vec{y}) \right), \quad (2.2)$$

$$q'_2(x) = [1 - D_{\text{ov}}/(2m_0)] q_2(x), \quad Z_{A_4}^{\text{wall}} = \langle P | \sum_{\vec{x}} \bar{q}_1(0, \vec{x}) \gamma_4 \gamma_5 q_2(0, \vec{0}) | 0 \rangle, \quad (2.3)$$

$f_P m_P = \langle 0 | A_4 | P \rangle$, $m_0 = 1.6$ and $V_3 = 16^3$. m_P and $Z_{A_4}^{\text{wall}} f_P$ are extracted by a correlated fit.

In the calculation of three-point functions, the meson (anti-meson) interpolating operators with wall source are put at fixed time slice t_1 (t_2) while the position of four quark operator t is varied. Three-point functions are repeatedly calculated with $(t_2, t_1) = (8, 0), (0, 24), (16, 8), (24, 16), (16, 0), (24, 8)$. These six pairs of t_1 and t_2 are classified into two sets by the time separation, $|t_2 - t_1| = 8$ (24) or 16, which we call set A and B, respectively. Within each set, all the three-point functions are equivalent after proper translation in the time direction, so they are averaged after shifting. As for set B (with $|t_2 - t_1| = 16$), two equivalent regions, $0 < t < 16$ and $16 < t < 32$ are further averaged.

The three-point function is defined by eq. (2.4) and fitted to the form in eq. (2.5):

$$\begin{aligned} C_{L_\mu L_\mu}^{(3)}(t_2, t, t_1) &= \sum_{\vec{x}} \langle 0 | (A_4^{\text{wall}}(t_2))^\dagger O_{L_\mu L_\mu}^{\text{lat}}(t, \vec{x}) (A_4^{\text{wall}}(t_1))^\dagger | 0 \rangle \\ &\rightarrow \frac{V_3 (Z_{A_4}^{\text{wall}})^2}{(2m_P)^2} \langle \bar{P} | O_{L_\mu L_\mu}^{\text{lat}} | P \rangle e^{-m_P(t_2 - t_1)} \\ &\quad + \frac{V_3 Z_{A_4}^{\text{wall}} Z'_{A_4}}{2m_{P'} m_P} \langle \bar{P}' | O_{L_\mu L_\mu}^{\text{lat}} | P \rangle e^{-(m_{P'} + m_P) \frac{t_2 - t_1}{2}} \\ &\quad \times \cosh \left[(m_{P'} - m_P) \left(t - \frac{t_2 + t_1}{2} \right) \right] \\ &\quad + \frac{V_3 (Z_{A_4}^{\text{wall}})^2}{2(2m_P + \Delta_P) m_P} \langle 0 | O_{L_\mu L_\mu}^{\text{lat}} | P, P \rangle e^{-m_P N_t - \Delta_P(t_2 - t_1)/2} \\ &\quad \times \cosh \left[(2m_P + \Delta_P) \left(t - \frac{t_2 + t_1}{2} \right) \right]. \end{aligned} \quad (2.5)$$

$O_{L_\mu L_\mu}^{\text{lat}} = \bar{q}_1 \gamma_\mu (1 - \gamma_5) q'_2 \bar{q}_1 \gamma_\mu (1 - \gamma_5) q'_2$ is the $\Delta S = 2$ four-quark operator defined on the lattice, and $N_t = 32$. The first term in eq. (2.5) contains the hadron matrix element relevant to the calculation of B_K . Since the time direction of our lattice is not so large, we add two additional terms to represent an excited state contamination and a contribution wrapping around the lattice. The mass of the excited state $m_{P'}$ appearing in the second term is extracted from the point-point pseudoscalar two-point function. We confirmed that $m_{P'}$ are consistent with the experimental value of $\pi(1300)$ in the chiral limit within the error. The third term, expressing a wrapping contribution, contains a two-meson system, and the energy shift $\Delta_P = E_{\text{total}} - 2m_P$ is extracted from the fit.

We simultaneously fit two sets of three-point functions to eq. (2.5) with m_P fixed to the value extracted from the two-point function. As seen in Fig. 1, t -dependence of the three-point functions are well described by eq. (2.5). Then the lattice B -parameter B_P^{lat} is obtained by

$$B_P^{\text{lat}} = \frac{3}{8} \left(\frac{2}{Z_{A_4}^{\text{wall}} f_P} \right)^2 \times \frac{(Z_{A_4}^{\text{wall}})^2 \langle \bar{P} | O_{L_\mu L_\mu}^{\text{lat}} | P \rangle}{(2m_P)^2}, \quad (2.6)$$

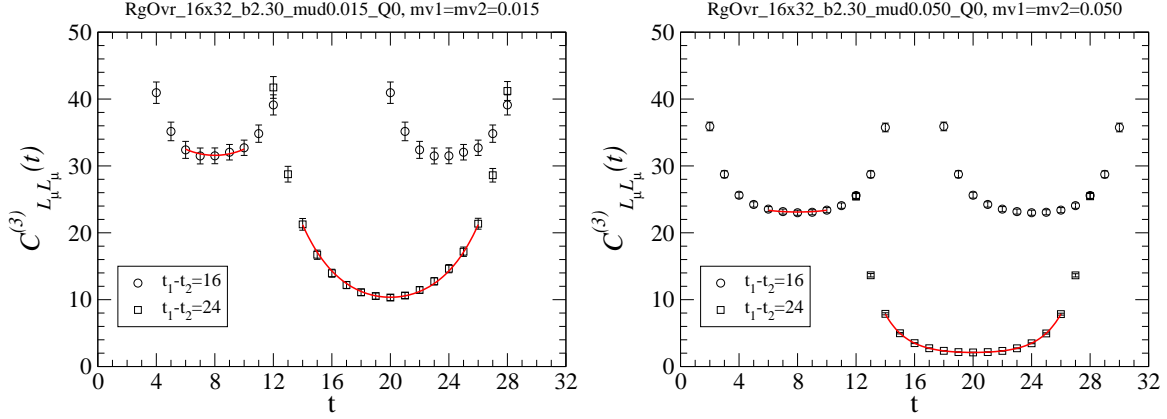


Figure 1: Three-point functions. Data and fit results are shown. The fit range is $[t_{\min}, t_{\max}] = [14, 26]$ and $[6, 10]$ for set A and B respectively.

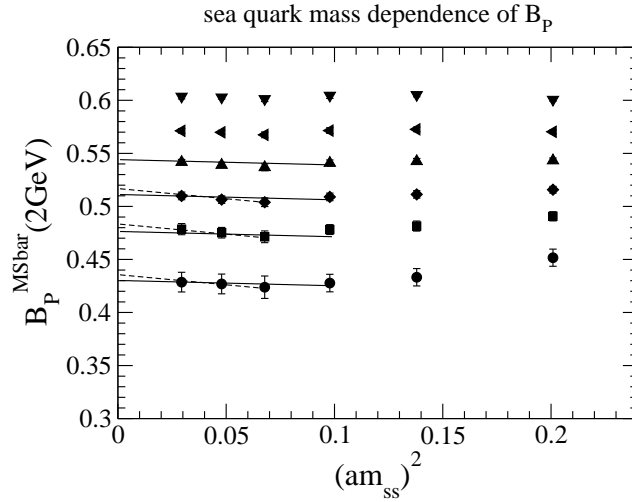


Figure 2: Sea quark mass dependence of $B_P^{\overline{MS}}(2\text{GeV})$. The different symbols denote different valence quark mass: 0.015–0.10 from bottom to top. Only the data consisting of degenerate valence quarks are shown. Lines are the results from a linear fit and just a guide to eyes.

where the first and second factors are obtained from the two- and three-point functions, respectively. The fit range dependence of B_P was studied, and found to be stable.

We adopt the RI-MOM scheme to calculate the renormalization factor. Following the standard method, we obtain a preliminary result

$$Z_{B_K}^{\text{RGI}} = 1.217(6), \quad Z_{B_K}^{\overline{MS}}(2 \text{ GeV}) = 0.862(4) \quad (\text{the error is statistical only}). \quad (2.7)$$

3. Test of NLO ChPT and extraction of B_K

We first test whether the quark mass dependence of B_P is consistent with the NLO partially quenched ChPT (PQChPT) prediction, or to which quark mass the prediction describes data well. In the test, we only use data points which satisfy $m_{\text{sea}} \leq m_{\text{valence}}$ for the reason described below.

Figure 2 shows the sea quark mass dependence of B_P , in which clear dependence is not seen except for the region with $m_{\text{sea}} > m_{\text{valence}}$. In Ref. [3], the finite volume effects to B_K were studied

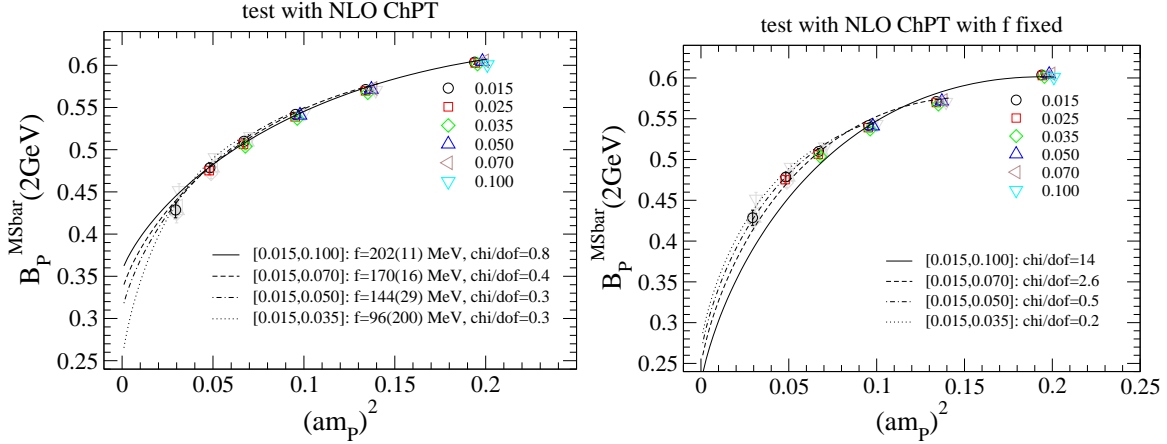


Figure 3: Test with the NLO ChPT formula. The different symbols denote the different sea quark mass. The lines correspond to those in $m_{\text{sea}} = 0$. In the figure legend, [0.015,0.100] denotes the range of the sea and valence quark masses used in the fit, for example.

to NLO in the framework of PQChPT, and found to become more significant when $m_{\text{sea}} > m_{\text{valence}}$. While the size effect found in Ref. [3] is tiny, it is pointed out in Ref. [4] that the NLO estimate significantly underestimates for m_π and f_π . For example, the NLO estimate of the size effect to f_π gives about 2 % correction at our lightest unquenched point while the inclusion of NNLO gives 4–5 %. Motivated by these observations, we include the data point in the fit only when $m_{\text{sea}} \leq m_{\text{valence}}$.

The test is made using data consisting of degenerate quarks. B_P is fitted to the NLO PQChPT formula [5, 3],

$$B_P = B_P^\chi \left[1 - \frac{6m_P^2}{(4\pi f)^2} \ln \left(\frac{m_P^2}{\mu^2} \right) \right] + (b_1 - b_3)m_P^2 + b_2 m_{ss}^2, \quad (3.1)$$

where $m_{ss}^2 \sim B_0(m_{\text{sea}} + m_{\text{sea}})$ and the free parameters are B_P^χ , f , $(b_1 - b_3)$ and b_2 . The fit results are shown in Fig. 3 (left). f , the tree level pion decay constant with $f \sim 130$ MeV normalization, and χ^2/dof are also shown for each fit range. While all fit ranges tested give acceptable χ^2/dof , f monotonically decreases as the fit range is made narrower. f 's obtained from the two narrowest ranges are consistent with each other within one standard deviation, and its value is consistent with a naive expectation $f = 100 \sim 130$ MeV. Fixing f to 110 MeV [6], we obtain Fig. 3 (right). The χ^2/dof values suggest that while the PQChPT formula does not apply for the two heaviest data points, the data for $m_q \leq 0.050$ (roughly corresponding to half strange mass) are inside the NLO ChPT regime.

To extract B_K , we fit the data of both degenerate and non-degenerate quarks to the following formula [5, 3, 7],

$$B_{12} = B_{12}^\chi \left[1 - \frac{2}{(4\pi f)^2} \left\{ m_{ss}^2 + m_{11}^2 - \frac{3m_{12}^4 + m_{11}^4}{2m_{12}^2} + m_{12}^2 \left(\ln \left(\frac{m_{12}^2}{\mu^2} \right) + 2 \ln \left(\frac{m_{22}^2}{\mu^2} \right) \right) - \frac{1}{2} \left(\frac{m_{ss}^2(m_{12}^2 + m_{11}^2)}{2m_{12}^2} + \frac{m_{11}^2(m_{ss}^2 - m_{11}^2)}{m_{12}^2 - m_{11}^2} \right) \ln \left(\frac{m_{22}^2}{m_{11}^2} \right) \right\} \right] + b_1 m_{12}^2 + b_3 m_{11}^2 \left(-2 + \frac{m_{11}^2}{m_{12}^2} \right) + b_2 m_{ss}^2 + c_1 m_{11}^2 m_{12}^2 + \frac{c_2 m_{12}^4}{1 + c_3 m_{12}^2 + c_4 m_{12}^4}, \quad (3.2)$$

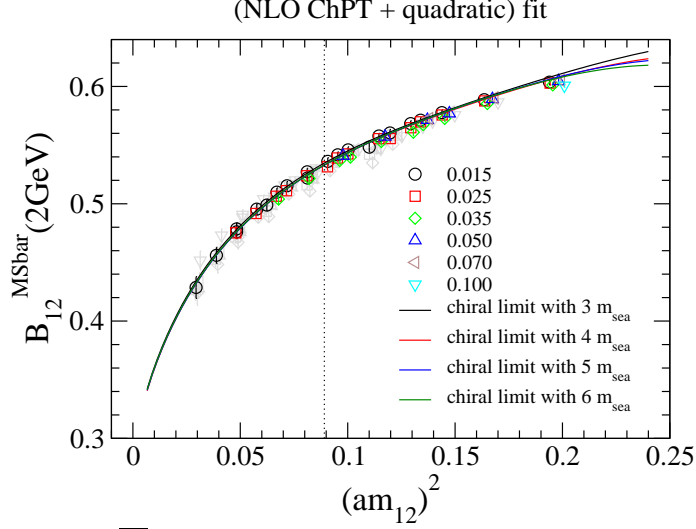


Figure 4: m_{12}^2 dependence of $B_{12}^{\overline{\text{MS}}}(2\text{GeV})$. The different symbols correspond to the different m_{sea} . The solid lines represent B_P extrapolated to $m_{\text{sea}} = m_{v1} = m_{ud}^{\text{phys}}$. The vertical line denotes the position of physical m_K .

where $m_{ij}^2 \sim B_0(m_{vi} + m_{vj})$ and m_{vi} denotes a valence quark mass. The last two terms in eq. (3.2) are added to describe the data in the heavy region. The fit is performed with four data sets, each set including data from lightest three, four, five and six sea quarks.

The fit results are shown in Fig. 4. The solid line is the one in which the lighter valence mass (m_{v1}) and the sea quark mass (m_{sea}) are extrapolated to the physical u, d mass (m_{ud}^{phys}). Interpolating to physical m_K , we obtain $B_K^{\overline{\text{MS}}}(2\text{ GeV})=0.533\text{--}0.523$ depending on the data sets used. As our preliminary result we take the result using four m_{sea} data, and obtain

$$B_K^{\overline{\text{MS}}}(2\text{ GeV}) = 0.526(9) \quad (3.3)$$

where only the statistical error is shown.

Since in the above fit we did not include the data which could have potentially significant finite size effect, the fit result is expected to be under control. As a conservative upper bound of the finite size effect, we take that of f_π , and add a 5% error.

4. The effect of fixing topology

To estimate the effect of fixing the topological charge on B_P , according to the studies in Refs. [8, 9], we assume it to be

$$\sim \frac{m_{ps}^2}{(4\pi f)^2} \frac{1}{\langle Q^2 \rangle} \left(1 - \frac{Q^2}{\langle Q^2 \rangle} \right), \quad (4.1)$$

where $\langle Q^2 \rangle = \chi_t V_4 \sim 10$ at $m_q = 0.05$ [10]. This is motivated by an observation that the most significant θ -dependence of the physical quantities is that of pion mass, and other quantities are affected through it. Then, the correction to the $Q = 0$ result is estimated to be 1.4% at $m_q=0.05$, and the difference between $Q = 0$ and -2 (-4) to be 0.6% (2.2%). Since the size of the statistical error for B_P is about 2%, one does not expect to see clear Q dependence of B_P . In Fig. 5, B_P at $m_{\text{sea}} = 0.05$ from three Q are compared, where only the data of degenerate quarks are shown.

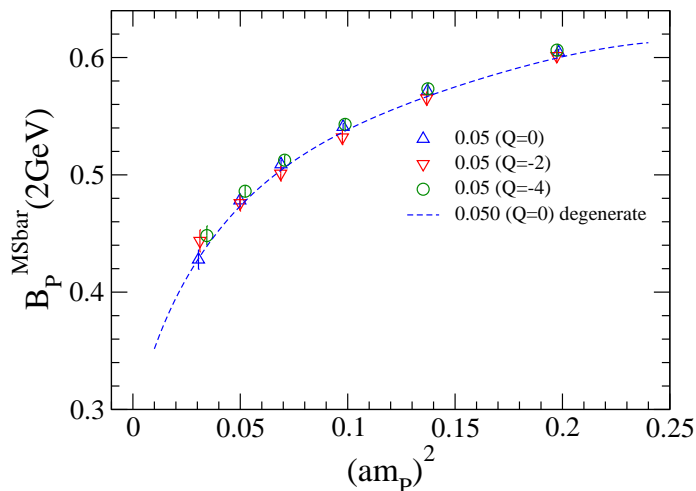


Figure 5: Comparison of $B_P^{\overline{MS}}(2\text{GeV})$ at $m_{\text{sea}}=0.05$ with three different Q .

We could not observe any systematic Q dependence which is statistically significant. Thus the assumption eq. (4.1) seems to give a reasonable or even conservative estimate. We will quote 1.4 % as a crude estimate for the systematic error due to fixing topology.

Since the calculation is made only at a single lattice spacing, it is difficult to estimate systematic uncertainty due to scaling violation, though this is expected to be under control as no $O(a)$ error is present. The renormalization factor Z_{B_K} may have a sizable systematic error as well. The study to estimate all these errors is in progress.

Numerical simulations are performed on IBM System Blue Gene Solution at High Energy Accelerator Research Organization (KEK) under a support of its Large Scale Simulation Program (No. 07-16). This work is supported in part by the Grant-in-Aid of the Ministry of Education (No. 17740171, 18034011, 18340075, 18740167, 18840045, 19540286, 19740160).

References

- [1] W. M. Yao *et al.* [Particle Data Group], J. Phys. G **33**, 1 (2006).
- [2] H. Fukaya, S. Hashimoto, K. I. Ishikawa, T. Kaneko, H. Matsufuru, T. Onogi and N. Yamada [JLQCD Collaboration], Phys. Rev. D **74**, 094505 (2006) [arXiv:hep-lat/0607020].
- [3] D. Becirevic and G. Villadoro, Phys. Rev. D **69**, 054010 (2004) [arXiv:hep-lat/0311028].
- [4] G. Colangelo, S. Durr and C. Haefeli, Nucl. Phys. B **721**, 136 (2005) [arXiv:hep-lat/0503014].
- [5] M. F. L. Golterman and K. C. L. Leung, Phys. Rev. D **57**, 5703 (1998) [arXiv:hep-lat/9711033].
- [6] J. Noaki *et al.* [JLQCD collaboration], in these proceedings.
- [7] Y. Aoki *et al.*, Phys. Rev. D **72**, 114505 (2005) [arXiv:hep-lat/0411006].
- [8] R. Brower, S. Chandrasekharan, J. W. Negele and U. J. Wiese, Phys. Lett. B **560**, 64 (2003) [arXiv:hep-lat/0302005].
- [9] S. Aoki, H. Fukaya, S. Hashimoto and T. Onogi, Phys. Rev. D **76**, 054508 (2007) [arXiv:0707.0396 [hep-lat]].
- [10] T. W. Chiu *et al.* [JLQCD and TWQCD Collaboration], in these proceedings.