

Relativistic Aberration for Accelerating Observers

Robert Beig* and J. Mark Heinzle†

*Gravitational Physics, Faculty of Physics,
University of Vienna, A-1090 Vienna, Austria*

(Dated: November 1, 2018)

We investigate the effects of the aberration of light for a uniformly accelerating observer. The observer we consider is initially at rest with respect to a luminous spherical object—a star, say—and then starts to move away with constant acceleration. The main results we derive are the following: (i) The observer always sees an initial increase of the apparent size of the object; (ii) The apparent size of the object approaches a non-zero value as the proper time of the observer goes to infinity. (iii) There exists a critical value of the acceleration such that the apparent size of the object is always increasing when the acceleration is super-critical. We show that, while (i) is a purely non-relativistic effect, (ii) and (iii) are effects of the relativistic aberration of light and are intimately connected with the Lorentzian geometry of Minkowski spacetime. Finally, the examples we present illustrate that, while more or less negligible in everyday life, the three effects can be significant in the context of space-flight.

I. INTRODUCTION

Imagine that after you have visited the Egyptian pyramids you get in your car and leave. While you press the gas pedal, in the rear view mirror you observe the pyramids becoming smaller and smaller until finally they have shrunk to points. (That this takes an infinite amount of time—and petrol—shall not bother us here.) Interestingly enough, you are deceived. What actually will happen is, first, that the pyramids in your rear view mirror will grow in apparent size initially, and second, that no matter how far you go, the apex angle under which you observe these spectacular objects will never converge to zero exactly but remains positive even in the limit of infinite time. In this paper we will show how these counterintuitive facts arise from a combination of (non-relativistic and relativistic) aberration effects and the assumed uniform acceleration of the observer.

The discovery and the correct description of the phenomenon of the aberration of light is one of the great moments in the history of physics and astronomy. As early as 1725, James Bradley observed and measured the aberration of light emitted from "fixed" stars and correctly attributed it to the finite speed of light and the motion of the earth in its orbit around the sun. (The first measurements resulted in the value $c \simeq 301000km/s$ for the speed of light.) The relevant equations that describe the aberration of light on the level of Newtonian/Galilean physics are good approximations as long as the involved velocities (of the observer and of the light source) are much smaller than the speed of light. However, it is clear that a theory that consistently describes the aberration of light must take into account the invariance of the speed of light. Such a theory is provided by special relativity. In the context of relativistic physics, the aberration of light continues to be a fascinating topic. It attracts both the general public—intrigued, for instance, by Mr. Tompkins' ride on his relativistic bicycle¹—and the purely scientific readership, see, e.g., Ref. 3. Furthermore, the visualization of relativistic aberration effects has become an active field of research, which poses challenges to both the theory and its computer implementation, see Ref. 6 and references therein.

In this paper we consider aberration effects as seen by observers in a state of uniformly accelerated motion. Uniform acceleration is a topic discussed in every textbook on special relativity⁴; in the Newtonian limit, we recover the uniformly accelerated motion of classical mechanics; however, the relativistic generalization takes into account the fact that there is an (unattainable) limit to the observer's velocity: the speed of light. Some aspects of the relativistic aberration of light for accelerated observers have been discussed in, e.g., Refs. 7 and 8. In this paper we analyze in detail the apparent size of an object—a star, say—as seen by a uniformly accelerated observer. Our results add some unexpected and—to the best of our knowledge—new features to the phenomenon of the aberration of light.

The paper is structured as follows. In Section II we recapitulate the basic formulas from relativistic kinematics which are necessary to describe the motion of a uniformly accelerating observer. In Section III we give the formulas describing the relativistic aberration effect and apply these formulas to the situation under consideration. The result is an implicit equation for the function $\theta(s)$, which describes the apex angle θ under which the observer sees the object at proper time s . This equation can be analyzed rather easily in the limiting cases of very small times (i.e., $s \rightarrow 0$) and very large times (i.e., $s \rightarrow \infty$). This analysis is

performed in Sections IV and V. We show that (i) $\theta(s)$ must always increase initially, since its derivative at $s = 0$ is always positive; this fact is also briefly discussed in Section V.B of Ref. 5; (ii) $\theta(s)$ always converges to a limit $\theta_\infty > 0$ as $s \rightarrow \infty$. In Section VI we investigate in detail the properties of the function $\theta(s)$. We show that there exists a critical value of the acceleration such that, in the case of under-critical accelerations, $\theta(s)$ is increasing, assumes a maximum, and is decreasing again until it reaches θ_∞ from above, and, in the case of over-critical accelerations, $\theta(s)$ is monotonically increasing until it reaches θ_∞ from below. Section VII contains a number of examples. We apply the formulas we have derived to concrete situations and find that the effects we describe are negligible in everyday life, but significant in the context of space-flight. Finally, in Section VIII we make contact with more geometric considerations. We show that our formulas are intimately connected with geometric properties of the world lines of the observer and the observed object in Minkowski spacetime.

II. UNIFORMLY ACCELERATING OBSERVERS

Let us begin by recapitulating some basic formulas from relativistic kinematics⁴. Let (t, \vec{x}) be an inertial system. Consider an observer \mathcal{O} that is at rest for $t \leq 0$ with position $x = x_0 > 0$, $y = 0$, $z = 0$. At $t = 0$ the observer begins to accelerate; for $t > 0$, the observer then moves along the positive x -axis with uniform (i.e., constant) linear acceleration $a > 0$. Since $a = \gamma^3 dv/dt$, where $\gamma = (1 - v^2)^{-1/2}$ is the usual γ -factor, we obtain by simple integration that

$$a(t) \equiv a = \text{const} > 0, \quad (1a)$$

$$v(t) = \frac{at}{\sqrt{1 + a^2 t^2}}, \quad v(0) = 0, \quad (1b)$$

$$x(t) = x_0 + \frac{1}{a} \left(\sqrt{1 + a^2 t^2} - 1 \right), \quad x(0) = x_0. \quad (1c)$$

Note in this context that in order to simplify the formulas we choose units such that $c = 1$. (Of course, for the applications in Section VII we use SI units.) The proper time s as measured by the observer's clocks is given by

$$s = \int_0^t \sqrt{1 - v^2(\tau)} d\tau = \frac{1}{a} \text{arsinh } at, \quad \text{so that} \quad t(s) = \frac{1}{a} \sinh as. \quad (2)$$

Expressed in proper time s , acceleration, velocity $v(s)$, and position $x(s)$ become

$$a(s) \equiv a = \text{const}, \quad (1a')$$

$$v(s) = \tanh as, \quad (1b')$$

$$x(s) = x_0 + \frac{1}{a} (\cosh as - 1) = x_0 + \frac{2}{a} \sinh^2 \frac{as}{2}. \quad (1c')$$

In four vector notation (where we suppress the vanishing y - and z -components), we obtain

$$x^\mu = \frac{1}{a} \begin{pmatrix} \sinh as \\ ax_0 + 2 \sinh^2 as/2 \end{pmatrix} \quad (3a)$$

$$\dot{x}^\mu = \begin{pmatrix} \cosh as \\ \sinh as \end{pmatrix} \quad \dot{x}^\mu \dot{x}_\mu = 1 \quad (3b)$$

$$\ddot{x}^\mu = \begin{pmatrix} a \sinh as \\ a \cosh as \end{pmatrix} \quad \ddot{x}^\mu \ddot{x}_\mu = a^2 \quad (3c)$$

for the world line, the four velocity and the four acceleration of the observer \mathcal{O} , respectively. Note that we denote the derivative w.r.t. proper time by an overdot. Finally, for later purposes we introduce an auxiliary function $\xi(s)$ which is given by

$$\xi(s) = \text{arcosh} \frac{x(s)}{r}, \quad \text{so that} \quad \dot{\xi} = \frac{1}{\sinh \xi} \frac{\dot{x}}{r} = \frac{\dot{x}}{\sqrt{x^2 - r^2}}. \quad (4)$$

The function $\xi(s)$ is essentially a logarithmic measure for the distance $x(s)$. Therefore, since $x(s)$ grows exponentially for large s , cf. (1c'), $\xi(s)$ exhibits linear growth in the asymptotic regime $s \rightarrow \infty$, in fact $\xi(s) = as + \text{l.o.t.}$ as $s \rightarrow \infty$; this will be discussed in full detail below, see (17).

III. RELATIVISTIC ABERRATION

Consider now a ball of radius r , e.g., a star, that is located at $x = 0$, $y = 0$, $z = 0$. For an observer at a distance x (from the center of the ball), who is *at rest* relative to the ball, the ball appears at an apex angle 2ϑ , where ϑ is given by

$$\sin \vartheta = \frac{r}{x}, \quad (5)$$

see Figure 1. Hence, for our observer \mathcal{O} , for $s \leq 0$ ($t \leq 0$), the ball's apparent size is $2\vartheta_0 = 2 \arcsin r/x_0$.

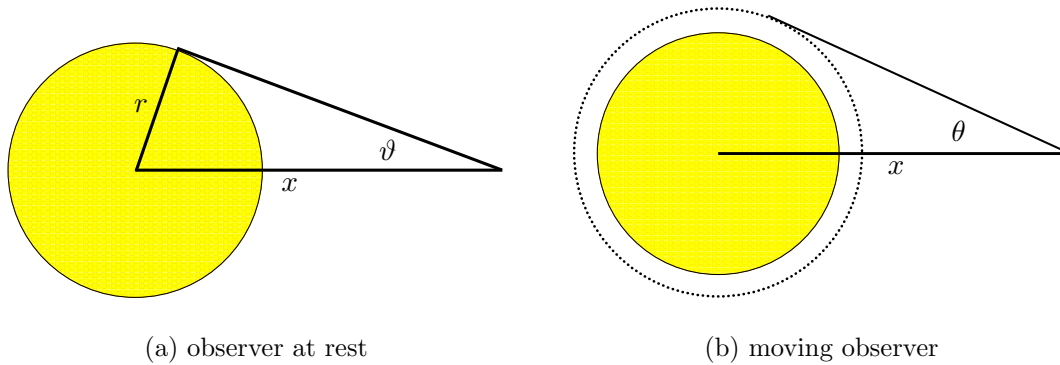


FIG. 1: An observer at rest, whose distance to (the center of) the ball is x , sees the ball at an angle $2\vartheta = 2 \arcsin r/x$. For a moving observer, aberration effects have to be taken into account; the corrected apex angle is denoted by θ .

Now, for an observer at the same distance x , whose relative velocity w.r.t. the ball is non-vanishing, aberration effects must be taken into account. To be more specific, consider a moving observer who moves at speed v in a direction away from the star, and denote the apex angle at which the star appears for this observer by 2θ . (In this context it is irrelevant whether the observer is in uniform motion $v = \text{const}$, or whether the velocity changes with time, i.e., $v = v(s)$.) The special relativistic aberration formula applies and θ is determined by either of the equivalent representations of the relativistic aberration relation⁴,

$$\cos \theta = \frac{\cos \vartheta - v}{1 - v \cos \vartheta}, \quad (6a)$$

$$\tan \frac{\theta}{2} = \sqrt{\frac{1+v}{1-v}} \tan \frac{\vartheta}{2}, \quad \text{or} \quad (6b)$$

$$\sin \theta = \sqrt{1-v^2} \frac{\sin \vartheta}{1 - v \cos \vartheta}. \quad (6c)$$

Note that equivalence between the formulas (6a) and (6b) follows from the identity $\tan \alpha = (1 - \cos 2\alpha)/(\sin 2\alpha)$. Since $\sin \theta$ is not bijective on $\theta \in [0, \pi)$, to invert Equation (6c) it must be completed by the additional requirement that $\theta \in [0, \pi/2)$ if $\cos \vartheta > v$ and $\theta \in (\pi/2, \pi)$ if $\cos \vartheta < v$. We will make use of these variants of the relativistic aberration formula in different contexts.

For our accelerating observer \mathcal{O} the distance $x = x(s)$ to the ball increases with proper time s ; simultaneously, the velocity $v = v(s)$ is increasing. Accordingly, the quantities on the r.h. side of (6) are functions of proper time s , i.e., $\vartheta = \vartheta(s)$ and $v = v(s)$. The aberration

formulas thus yield θ as a function $\theta(s)$. (Note in this context that the very concept of the aberration of light depends solely on the four-velocities of two observers and a null ray all at the same spacetime event, where, in our case, we have one (hypothetical) observer who is at rest w.r.t. the source (and whose angle is ϑ) and one observer \mathcal{O} who recedes from the source (and whose angle is θ). Therefore, in particular, only the (four-)velocity of \mathcal{O} at a particular event enters the formulas, so that it is irrelevant whether \mathcal{O} is accelerated or in uniform motion; accordingly, the equations (6) can be applied to a particular instant of time s , when the momentary velocity of \mathcal{O} is $v = v(s)$.)

Since the distance $x = x(s)$ of the observer \mathcal{O} to the ball increases, the angle $\vartheta(s)$ decreases monotonically according to (5); we may write (5) in the form

$$\tan \frac{\vartheta(s)}{2} = \frac{1}{r} \left(x(s) - \sqrt{x^2(s) - r^2} \right) = e^{-\xi(s)}, \quad (7)$$

where we have used (4). By definition, since \mathcal{O} is moving w.r.t. to the ball for $s > 0$ ($t > 0$), $\vartheta(s)$ is (half) the apex angle of the ball before taking into account the aberration effect. The actual angle $\theta(s)$ at which \mathcal{O} observes the ball is determined by (6b). Since $v = \tanh as$, see (1b'), and thus $\sqrt{(1+v)/(1-v)} = e^{as}$, we find

$$\tan \frac{\theta(s)}{2} = e^{as - \xi(s)}. \quad (8)$$

In order to simplify this equation we introduce an auxiliary function

$$w : \alpha \in (0, \pi) \mapsto w(\alpha) \in \mathbb{R} \quad (9a)$$

$$w(\alpha) = \log \tan \frac{\alpha}{2}, \quad w'(\alpha) = \frac{1}{\sin \alpha}, \quad w''(\alpha) = -\frac{1}{\sin \alpha \tan \alpha}, \quad (9b)$$

see Figure 2. Using this function, Equation (7) becomes $w(\vartheta(s)) = -\xi(s)$ and (8) reads

$$w(\theta(s)) = as - \xi(s). \quad (10)$$

Since $\xi(s) \sim as$ in the asymptotic regime $s \rightarrow \infty$, (10) becomes particularly simple in this limit; however, we begin our analysis of the curve $\theta(s)$ by investigating the limiting case $s \rightarrow 0$ first.

IV. THE NEWTONIAN REALM: THE LIMITING CASE $s \rightarrow 0$

The analysis of $\theta(s)$ in the limit of small s can be performed in the context of Newtonian/Galilean physics. This is simply because, for small s , the velocity of the observer

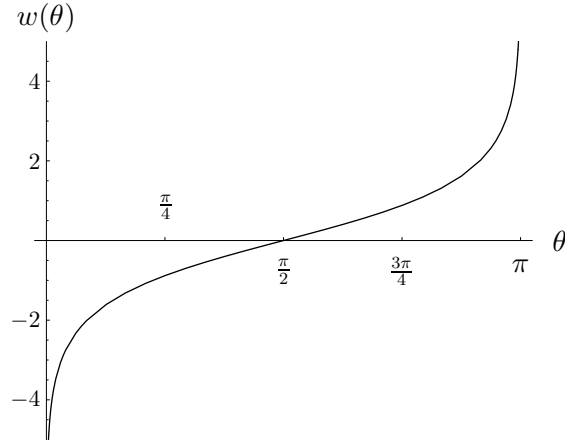


FIG. 2: A plot of the auxiliary function $w(\theta)$.

is small compared to the speed of light, so that Newtonian physics must hold (as a good approximation to relativistic physics). In this section we study the limit of small s first from a Newtonian perspective; eventually, we return to the formalism developed in the previous sections.

Obviously, we have

$$x(s) = \frac{a}{2} s^2$$

as the Newtonian limit of (1c') and the Newtonian aberration formula Eq. (3-110) of Ref. 2

$$\cos \theta = \frac{\cos \vartheta - v}{\sqrt{1 - 2v \cos \vartheta + v^2}},$$

which coincides with the Newtonian limit $v \ll 1$ of the correct relativistic formula (6a) up to second order in v ,

$$\cos \theta = \cos \vartheta - v \sin^2 \vartheta + O(v^2). \quad (11)$$

Recall that we have chosen units so that $c = 1$; hence v corresponds to v/c in conventional units. In the formula (11), as before, ϑ is given by $\vartheta = \arcsin x/r$.

This Newtonian approximation leads to the correct qualitative understanding of the behavior of $\theta(s)$ for small s . The aberration formula (11) contains the observer's velocity v and the position x (encoded in ϑ). The velocity v increases linearly with time (for small times); however, the position x increases merely quadratically. Consequently, to first order, for small times, the change in position is negligible and does not enter our considerations. This leaves only the change in velocity and the associated aberration effect that dominates

the physics for small times: We obtain

$$\left. \frac{d}{ds} \cos \theta \right|_{s=0} = (-\sin \theta|_{s=0}) \dot{\theta}|_{s=0} = -v|_{s=0} \sin^2 \vartheta|_{s=0},$$

which results in $\dot{\theta}|_{s=0} = a \sin \vartheta_0 > 0$. Accordingly, the accelerating observer is confronted with an apex angle that is increasing initially. Note again that this aberration effect can be interpreted as a purely Newtonian effect that results from the particular geometric set-up of the problem and the formulas of Newtonian mechanics.

The analysis is similar when we use the formalism developed in the previous sections. We consider first the function $\xi(s)$; its derivatives evaluated at $s = 0$ are given by

$$\xi|_{s=0} = \operatorname{arcosh} \frac{x}{r} \Big|_{s=0} = \operatorname{arcosh} \frac{x_0}{r}, \quad (12a)$$

$$\dot{\xi}|_{s=0} = \frac{1}{\cos \vartheta} \frac{\dot{x}}{x} \Big|_{s=0} = 0, \quad (12b)$$

$$\ddot{\xi}|_{s=0} = \frac{1}{\cos \vartheta} \frac{\ddot{x}}{x} \Big|_{s=0} = \frac{1}{\cos \vartheta_0} \frac{a}{x_0}. \quad (12c)$$

Hence, when we differentiate (10) and use that $\theta|_{s=0} = \theta_0 = \vartheta_0$, we obtain

$$w' \dot{\theta} \Big|_{s=0} = a - \dot{\xi} \Big|_{s=0} = a, \quad (13)$$

which results in

$$\dot{\theta} \Big|_{s=0} = a \sin \vartheta_0 > 0. \quad (14)$$

We thus arrive at the following conclusion: Irrespective of the value of a , the angle $\theta(s)$ increases with s at least in some interval $s \in (0, *)$. This is despite the fact that the distance between the observer \mathcal{O} and the ball increases with s (so that $\vartheta(s)$ is obviously decreasing). This result comes as a surprise at first. Everyday experience suggests that when I press the gas pedal in my car while observing an object in my rear view mirror, nothing spectacular happens; on the contrary, in my experience the object's size is constantly decreasing. Equation (14) shows that this is not true; however, in our examples below we will see that the interval $(0, *)$, in which $\theta(s)$ is increasing, spans merely a tiny fraction of a second, and moreover, the increase in θ is only marginal; these facts remove the apparent "contradiction" between (14) and everyday experience.

To complete the analysis of $\theta(s)$ for small s , we compute the second derivatives of (10). We obtain

$$w'' \dot{\theta}^2 + w' \ddot{\theta} \Big|_{s=0} = -\ddot{\xi} \Big|_{s=0}, \quad (15)$$

and we infer that

$$\ddot{\theta}|_{s=0} = -\frac{a}{x_0} \tan \vartheta_0 (1 - ax_0 \cos^2 \vartheta_0) . \quad (16)$$

The sign of $\ddot{\theta}|_{s=0}$ depends on the value of a (where we consider r and x_0 as given). For small values of a , $\ddot{\theta}|_{s=0} < 0$. This is an indication of the above-mentioned fact that positivity of $\dot{\theta}$ is only short-lived. If a is sufficiently large, however, then $\ddot{\theta}|_{s=0} > 0$. This suggests that, for large a , $\dot{\theta}(s)$ might remain positive (and thus $\theta(s)$ increasing) for longer times (or even forever). Before we analyze these issues in detail we consider the second limiting case of (10), the case $s \rightarrow \infty$.

V. A RELATIVISTIC EFFECT: THE LIMITING CASE $s \rightarrow \infty$

Equation (1c') implies that $x(s)$ behaves asymptotically according to

$$x(s) = \frac{e^{as}}{2a} + \left(x_0 - \frac{1}{a}\right) + \frac{e^{-as}}{2a} = \frac{e^{as}}{2a} (1 + O(e^{-as})) \quad (17a)$$

so that $\xi(s)$, see (4), becomes

$$\xi(s) = \operatorname{arcosh} \frac{x(s)}{r} = \log \frac{2x(s)}{r} - \frac{1}{4} \frac{r^2}{x^2} + O\left(\left(\frac{r}{x}\right)^4\right) = as - \log ar + O(e^{-as}) \quad (17b)$$

in the asymptotic regime $s \rightarrow \infty$. This equation describes the linear growth of $\xi(s)$ in the asymptotic regime alluded to before. Clearly, the equation $w(\vartheta(s)) = -\xi(s)$ implies that

$$\vartheta(s) \xrightarrow{s \rightarrow \infty} \vartheta_\infty = 0 . \quad (18)$$

This is not true, however, for the actual apex angle $\theta(s)$: Equation (10) becomes

$$w(\theta(s)) = as - \xi(s) = \log ar + O(e^{-as}) , \quad (19a)$$

which in turn entails

$$\tan \frac{\theta(s)}{2} = ar + O(e^{-as}) \quad (s \rightarrow \infty) . \quad (19b)$$

We conclude that in the limit $s \rightarrow \infty$, $\theta(s)$ converges to a limiting value which we denote by θ_∞ :

$$\theta(s) \xrightarrow{s \rightarrow \infty} \theta_\infty = 2 \arctan ar = \arccos \frac{1 - a^2 r^2}{1 + a^2 r^2} . \quad (20)$$

This is a somewhat counterintuitive conclusion. Despite the fact that the observer \mathcal{O} is at infinite distance, the object appears at the finite apex angle $2\theta_\infty$. For future purposes we note that θ_∞ can also be represented by the relation

$$\sin \theta_\infty = \frac{2ar}{1 + a^2 r^2} \quad (20')$$

with the additional prescription that $\theta_\infty \in (0, \pi/2]$ if $ar \leq 1$, and $\theta_\infty \in [\pi/2, \pi)$ if $ar \geq 1$.

To avoid misconceptions, we remark in passing that although the apparent size of the object reaches a constant in the limit $s \rightarrow \infty$, clearly, the object becomes infinitely faint, since the luminosity decreases to zero.

VI. THE APEX ANGLE $\theta(s)$ AS A FUNCTION OF PROPER TIME s

In the following we analyze in detail the curve $\theta(s)$ given by (10); in particular we investigate whether this function has extremal points. Differentiating (10) we obtain

$$w'(\theta) \dot{\theta} = \frac{1}{\sin \theta} \dot{\theta} = a - \dot{\xi} = a - \frac{\dot{x}}{\sqrt{x^2 - r^2}}. \quad (21)$$

Since

$$\dot{x} = \sinh as = 2 \sinh \frac{as}{2} \sqrt{1 + \sinh^2 \frac{as}{2}} \quad (22)$$

we infer

$$\dot{\theta} = \sin \theta \left[a - \frac{2 \sinh \frac{as}{2} \sqrt{1 + \sinh^2 \frac{as}{2}}}{\sqrt{(x_0 + \frac{2}{a} \sinh^2 \frac{as}{2})^2 - r^2}} \right]. \quad (23)$$

By simple algebraic manipulations we subsequently find that

$$\dot{\theta}(s) = 0 \quad \text{if and only if} \quad \sinh \frac{as}{2} = \frac{a}{2} \frac{\sqrt{x_0^2 - r^2}}{\sqrt{1 - ax_0}}. \quad (24)$$

A solution s of this equation exists under the condition that $\sqrt{1 - ax_0}$ be real and non-zero, i.e., if and only if $ax_0 < 1$. Hence, assuming $ax_0 < 1$, we see that $\dot{\theta}(s)$ has a unique zero, so that $\theta(s)$ possesses a unique extremum. This extremum is evidently a maximum because $\dot{\theta}|_{s=0} > 0$. In contrast, when a is sufficiently large, i.e., when $ax_0 \geq 1$, then $\theta(s)$ does not possess any extrema; since it is monotonically increasing for small s , it must then be a monotonically increasing function for all $s \in (0, \infty)$. The maximum of $\theta(s)$ is thus attained at infinity, where $\theta = \theta_\infty$.

Consider the case $ax_0 < 1$ and let us use a subscript $(*)_m$ to denote the values of the variables at the maximum of the apex angle. Equation (24) translates to

$$s_m = \frac{2}{a} \operatorname{arsinh} \frac{a}{2} \frac{\sqrt{x_0^2 - r^2}}{\sqrt{1 - ax_0}}. \quad (25a)$$

This can be used in (1b') and (1c') to obtain

$$x_m = x_0 + \frac{a}{2} \frac{x_0^2 - r^2}{1 - ax_0}, \quad v_m = \frac{2\sqrt{1 + \sinh^2 \frac{as_m}{2}} \sinh \frac{as_m}{2}}{1 + 2 \sinh^2 \frac{as_m}{2}}. \quad (25b)$$

To obtain θ_m it is simplest to use $\sin \vartheta_m = r/x_m$ and compute θ_m in the representation (6c).

This yields

$$\sin \theta_m = \frac{\sqrt{1 - v_m^2} \sin \vartheta_m}{1 - v_m \cos \vartheta_m} = \frac{r}{x_0 - \frac{a}{2}(x_0^2 - r^2)}. \quad (25c)$$

The denominator is not manifestly positive; however, our assumption $ax_0 < 1$ guarantees positivity, since

$$x_0 - \frac{a}{2}(x_0^2 - r^2) > 0 \quad \Leftrightarrow \quad ax_0(1 - ax_0) > -\frac{a^2}{2}(r^2 + x_0^2),$$

which is true by $ax_0 < 1$. For small a , the r.h.s. of (25c) is clearly less than one, and the angle θ_m takes a value in $(0, \pi/2)$. A straightforward manipulation shows that this remains true for all a such that $ax_0 < 1$; indeed,

$$\frac{r}{x_0 - \frac{a}{2}(x_0^2 - r^2)} < 1 \quad \Leftrightarrow \quad ar \left(1 - \frac{ar}{2}\right) < ax_0 \left(1 - \frac{ax_0}{2}\right),$$

which is in turn equivalent to $r < x_0$ and thus holds trivially. It follows that the inversion of (25c) always yields a value for the angle θ_m that is less than $\pi/2$.

Let us collect the results on the behavior of the apex angle $\theta(s)$ at which the observer \mathcal{O} sees the star. Initially, at time $s = 0$, we have $\sin \theta_0 = r/x_0$; with increasing $s \in (0, *)$ the apex angle $\theta(s)$ increases. If $ax_0 < 1$ then $\theta(s)$ is increasing for $s \in (0, s_m)$, where s_m is given by (25a), reaches a maximum $\theta(s_m) = \theta_m$, and decreases again for $s \in (s_m, \infty)$. If $ax_0 \geq 1$ then $\theta(s)$ is monotonically increasing for all $s \in (0, \infty)$. In any case, $\theta(s)$ converges to a limit θ_∞ as $s \rightarrow \infty$. The corresponding values of the apex angle are given by

$$\sin \theta_m = \frac{r}{x_0 - \frac{a}{2}(x_0^2 - r^2)} \quad (ax_0 < 1) \quad (26a)$$

$$\sin \theta_\infty = \frac{2ar}{1 + (ar)^2}, \quad (26b)$$

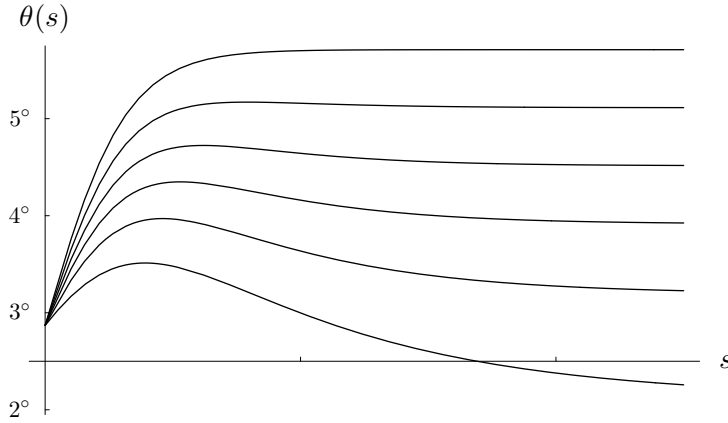


FIG. 3: The apex angle function $\theta(s)$ for a series of under-critical values of a . Since $ax_0 < 1$, the curve $\theta(s)$ is increasing for $s \in (0, s_m)$, reaches a maximum $\theta(s_m) = \theta_m$, and decreases again for $s \in (s_m, \infty)$. The topmost curve corresponds to the critical value $ax_0 = 1$. If $ax_0 \geq 1$, $\theta(s)$ is monotonically increasing.

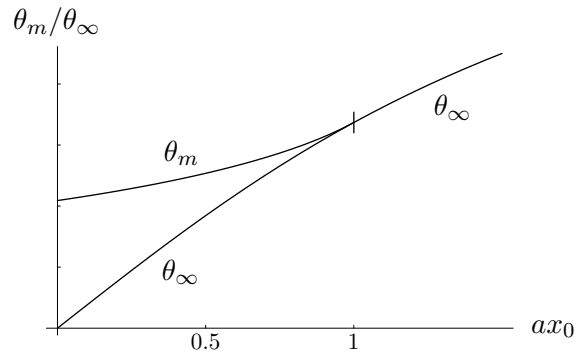


FIG. 4: When r and x_0 are considered as fixed, θ_m and θ_∞ can be regarded as functions of the acceleration a , cf. (26). For small values of a , i.e., for $ax_0 < 1$, since the curve $\theta(s)$ attains the maximum value θ_m at $s = s_m < \infty$, θ_m is larger than θ_∞ . For $ax_0 \geq 1$, the curve $\theta(s)$ is increasing for all s , hence θ_m is undefined and θ_∞ represents the maximum.

where the latter equation must be supplemented by the prescription that $\theta_\infty \in (0, \pi/2)$, if $ar < 1$, and $\theta_\infty \in [\pi/2, \pi)$, if $ar \geq 1$.

Figure 3 shows a plot of $\theta(s)$ for a series of under-critical values of a (i.e., $ax_0 < 1$) and the critical value $ax_0 = 1$. For a plot of θ_m and θ_∞ , again for given r , x_0 , in dependence of a (where a is measured in units of ax_0), see Figure 4.

A simple consequence of these considerations is that

$$\sin \theta_m = \sin \theta_\infty \quad \Leftrightarrow \quad ax_0 = 1; \quad (27a)$$

this can also be checked by a direct calculation. Furthermore,

$$\sin \theta_0 = \sin \theta_\infty \quad \Leftrightarrow \quad ar = \tan \frac{\vartheta_0}{2} = \frac{x_0}{r} - \sqrt{\frac{x_0^2}{r^2} - 1}; \quad (27b)$$

in this case, clearly $ax_0 < 1$ holds.

VII. APPLICATIONS AND EXAMPLES

In order to discuss some particular examples and applications we now introduce units. Equations (1b') and (1c') become

$$v(s) = c \tanh \frac{as}{c} \quad \text{and} \quad x(s) = x_0 + \frac{2c^2}{a} \sinh^2 \frac{as}{2c}. \quad (28)$$

The curve $\theta(s)$ has a maximum when $ax_0 < c^2$; this maximum occurs at proper time

$$s_m = \frac{2c}{a} \operatorname{arsinh} \frac{a}{2c} \frac{\sqrt{x_0^2 - r^2}}{\sqrt{c^2 - ax_0}}. \quad (29)$$

If $ax_0 \geq c^2$, then $\theta(s)$ is monotonically increasing for all s . The key characteristics of the curve $\theta(s)$ are the following:

$$\sin \theta_0 = \frac{r}{x_0} \quad (30a)$$

$$\sin \theta_m = \frac{r}{x_0 - \frac{a}{2c^2}(x_0^2 - r^2)} \quad (ax_0 < c^2) \quad (30b)$$

$$\sin \theta_\infty = \frac{2arc^2}{(ar)^2 + c^4} \quad (30c)$$

where $\theta_\infty \in (0, \pi/2)$ if $ar < c^2$ and $\theta_\infty \in [\pi/2, \pi)$ else.

Example. The acceleration of a formula one racing car is of the order of magnitude of $1g$ (where $g \simeq 10m/s^2$). Let us consider a formula one driver who accelerates uniformly on a straight track, while he observes a distant mountain in his rear view mirror. We assume the mountain's height to be $r = 3 \text{ km}$ and the initial distance to be $x_0 = 10 \text{ km}$; accordingly, $\theta_0 \simeq 17.5^\circ$. Using (29) and (30) yields the following: $s_m \simeq 3.2 \cdot 10^{-5} s$, $\theta_m \simeq \theta_0 + 3.3 \cdot 10^{-8} ''$, $\theta_\infty \simeq 1.4 \cdot 10^{-7} ''$. It is thus evident that the driver is unaware of any aberration effect.

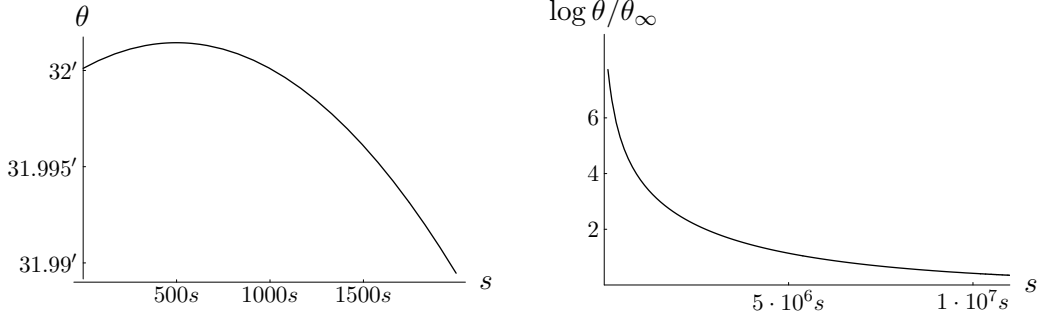


FIG. 5: The function $\theta(s)$ for an observer accelerating away from the sun, where x_0 is one astronomical unit. We have chosen $a = 5g$.

Example. The radius of the sun is approximately $r = 7 \cdot 10^8 m$. Consider a rocket starting from earth or the moon, which uniformly accelerates away from the sun. In this example, x_0 is one astronomical unit, i.e., $x_0 \simeq 1.5 \cdot 10^{11} m$. Suppose that $a = 5g$, which rockets can achieve today (and which is tolerable by humans—at least for short times). Then

$$2\theta_0 \simeq 32', \quad 2\theta_m \simeq 2\theta_0 + 0.08'', \quad s_m \simeq 500s, \quad \theta_\infty \simeq 0.32''; \quad (31)$$

see Figure 5. The effect is thus not particularly big but clearly measurable.

Before we discuss another example, let us consider the equations in the limit of small accelerations a . Equation (29) becomes

$$s_m = c^{-1} \sqrt{x_0^2 - r^2} \left[1 + O(ax_0/c^2) \right], \quad (32)$$

and (30) results in

$$2\theta_m - 2\theta_0 = \frac{ra}{c^2} \sqrt{1 - \frac{r^2}{x_0^2}} \left[1 + O(ax_0/c^2) \right] \quad (33a)$$

$$2\theta_\infty = \frac{4ra}{c^2} \left[1 + O(a^2 r^2 / c^4) \right] \quad (33b)$$

If x_0 is larger than r by an order of 10, say, then $\sqrt{1 - r^2/x_0^2} \simeq 1$, and (32) and (33) become

$$s_m \simeq \frac{x_0}{c}, \quad 2\theta_m - 2\theta_0 \simeq \frac{ra}{c^2} \simeq \frac{1}{4} (2\theta_\infty). \quad (34)$$

These formulas confirm that aberration effects are negligible in everyday life. For space-travelers in the not so far future, however, aberration will be ubiquitous, as will be seen in following example.

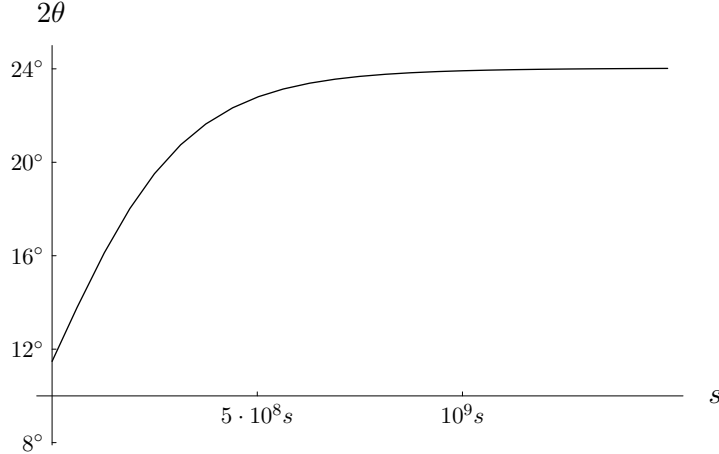


FIG. 6: The function $\theta(s)$ for an accelerating observer that is initially at ten light years distance from an object with a radius of one light year. We have chosen a moderate acceleration of $a = 1g$.

Example. Let r be one light year, i.e., $r \simeq 9.5 \cdot 10^{15}m$. This is a typical radius of a (small) SNR (supernova remnant). Consider a spaceship at a distance of $x_0 = 10r$ to the object and suppose that the engines of the spaceship provide a steady acceleration of $a = 1g$. (This is a good choice to make the spaceship an earth-like place for the space-farers.) The following data for $\theta(s)$ emerges: Since $ax_0/c^2 > 1$, the curve is monotonically increasing for all s from θ_0 to θ_∞ , where

$$2\theta_0 \simeq 11.5^\circ \quad 2\theta_\infty \simeq 24.0^\circ ; \quad (35)$$

see Figure 6.

VIII. ABERRATION, ACCELERATION, AND MINKOWSKI GEOMETRY

We conclude this paper by discussing the connections between the results we obtained on the properties of $\theta(s)$ and the geometry in Minkowski spacetime of the problem we consider. To simplify the equations we again use units such that $c = 1$.

In Minkowski spacetime the star is given by the world tube $\{(t, \vec{x}) \mid t \in \mathbb{R}, \|\vec{x}\| \leq r\}$; the center of the star is simply $\vec{x} = 0$. On the other hand, the observer's world line (for $s \geq 0$) is the upper branch of the equilateral hyperbola

$$\left[x - x_0 + \frac{1}{a} \right]^2 - t^2 = \frac{1}{a^2}, \quad (36)$$

which is a simple consequence of (3a). We choose to write (36) in the form

$$\left[x + \frac{1}{a}(1 - ax_0) \right]^2 - t^2 = \frac{1}{a^2}. \quad (36')$$

Accordingly, the hyperbola's asymptote is given by the straight line

$$\left[x + \frac{1}{a}(1 - ax_0) \right] - t = 0, \quad (37)$$

which is a *null line*. The existence of this null asymptote is particularly significant: it means that the observer approaches null infinity (as opposed to timelike infinity) as $s \rightarrow \infty$. Therefore, the causal past of the accelerating observer (the boundary of which is given by the null asymptote) does not comprise the entire Minkowski spacetime, but only a part of it. For instance, the null asymptote intersects the world line $\vec{x} = 0$ of the (center of the) star at

$$t = t_\infty = \frac{1}{a}(1 - ax_0); \quad (38)$$

see Figure 7. This time defines the limit up to which the accelerating observer can see the star. Light emitted from the star later than t_∞ cannot reach the observer, since it is outside of his causal past. (In this context we have suppressed the fact that the star is a finitely extended body. Taking this into account one finds that t_∞ depends on the part of the surface of the star from which the light is emitted. The part of the surface closest to the observer is given by the world line $\{(t, r, 0, 0) \mid t \in \mathbb{R}\}$; instead of (38) one obtains $t'_\infty = r + t_\infty$. For light emitted from the part of the surface that the observer sees as the star's contour, however, (38) is correct. Note that these subtleties disappear when we consider a simpler geometry, namely a luminous rod instead of a luminous ball.) In the case of small accelerations, i.e., for $ax_0 < 1$, the limiting time t_∞ is positive; for large accelerations, i.e., when $ax_0 > 1$, t_∞ is negative. The case $ax_0 = 1$ is special: $t_\infty = 0$. In this case, the light ray emitted by the star at $t = 0$ coincides with the asymptote of the observer's world line, so that the observer can keep track of the star's destiny up to $t = 0$, which is exactly the time when the observer began to accelerate.

Applying the concept of the *Rindler horizon* to our problem reveals further interesting aspects and connections between our results and the underlying spacetime geometry. The Rindler horizon of an event is defined as the future null cone of that event; the chronological future of the event (which is the interior of the null cone) is said to lie within the Rindler horizon. Communication between the inside and the outside is only one-way, since events

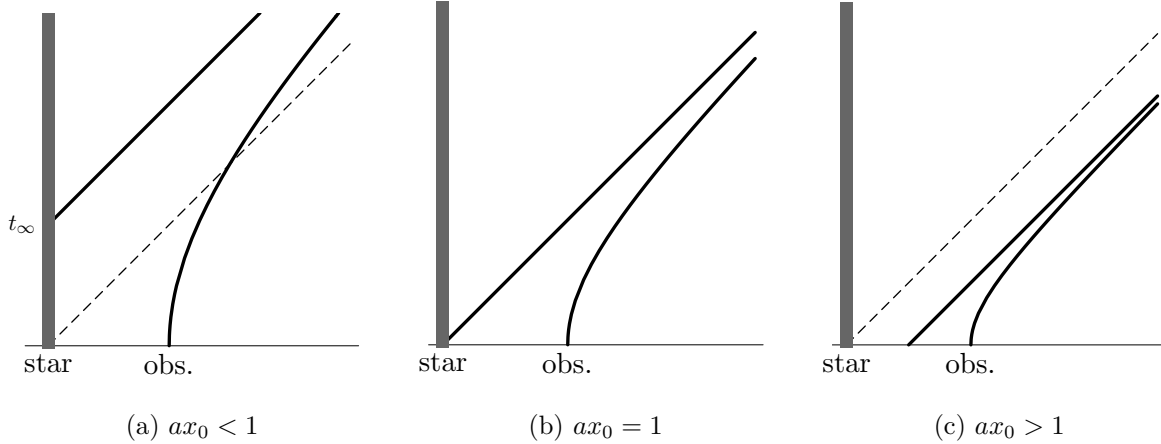


FIG. 7: In this Minkowski diagram the star is represented by a straight world line/tube at $\vec{x} = 0$ (gray line), while the uniformly accelerating observer is described by an equilateral hyperbola (black solid curve); the asymptote of this hyperbola is a null line (black solid line). The dotted line is the Rindler horizon of the event ($t = 0, \vec{x} = 0$).

within the Rindler horizon cannot have any influence on events outside. In order to observe a particular event, an observer must pass through the Rindler horizon of that event. Let us consider the Rindler horizon of the event ($t = 0, \vec{x} = 0$), i.e., the star at time $t = 0$. (This event is simultaneous with the event marking the beginning of the accelerating of the observer; this is true w.r.t. to both the local rest systems at hand.) If the acceleration is such that $ax_0 \geq 1$, the world line of the observer is entirely outside of (a subset of) the Rindler horizon, see Figures 7(b) and 7(c). In the special case $ax_0 = 1$, the observer's null asymptote coincides with the horizon. Accordingly, the observer is unable to observe the event ($t = 0, \vec{x} = 0$); the observer “flees the scene” so quickly as to leave the “light behind him” (i.e., the light emitted by the star at the time of departure). In contrast, if the acceleration is small, i.e., if $ax_0 < 1$, the observer passes through the Rindler horizon, see Figure 7(a). It can be shown that the (proper) time at which the observer intersects the Rindler horizon is intimately connected with the time $s = s_m$, where the apex angle θ assumes its maximum θ_m . (In fact, if we considered the simpler geometry of a luminous rod instead of a luminous ball, the proper time at which \mathcal{O} passes through the Rindler horizon is exactly s_m .)

Summing up we see that several of the properties and results derived analytically in this paper directly correspond to geometric properties of the problem.

IX. EXERCISES

In this paper we have analyzed the aberration of light in the case where the source is a spherical object (like a star). A useful problem to consider (e.g., in the context of a course on special relativity) is the case of a luminous rod or the case of two point sources at a given distance, where the observer is assumed to move in a direction perpendicular to the rod (or the line connecting the two stars). A uniformly accelerated observer is confronted with the same effects as discussed in this paper, where some details in the formulas change.

Another interesting task for students might be to consider not a uniformly accelerated observer but a (more or less) realistic relativistic rocket.

* Electronic address: `Robert.Beig@univie.ac.at`

† Electronic address: `Mark.Heinzle@univie.ac.at`

¹ G. Gamov, *Mr. Tompkins in Wonderland* (Cambridge Univ. Press, Cambridge, 1940).

² H. Goldstein, *Classical Mechanics*, 2nd ed. (Addison-Wesley Publishing, 1980).

³ R. Penrose, “The apparent shape of a relativistically moving sphere,” *Proc. Camb. Philos. Sec.* **55**, 137–139 (1959).

⁴ W. Rindler, *Relativity. Special, General and Cosmological* (Oxford Univ. Press, 2001).

⁵ T. Müller, A. King, and D. Adis, “A trip to the end of the universe and the twin paradox,” Electronic article: www.arxiv.org/abs/physics/0612126 (2006).

⁶ D. Weiskopf et. al, “Visualization in the Einstein Year 2005: A Case Study on Explanatory and Illustrative Visualization of Relativity and Astrophysics,” *VIS*, p. 74, 16th IEEE Visualization 2005 (2005).

⁷ G. C. Scorgie, “Geometrical optics for space travellers,” *Eur. J. Phys.* **10**, 7–13 (1989).

⁸ C. Lagoute and E. Davoust, “The interstellar traveler,” *Am. J. Phys.* **63** (3), 221–227 (1995).